



ROYAL ENFIELD
royalenfield.com/bullet500

trip[↗]



BULLET 500CC
SPARE PARTS CATALOGUE

Foreword

We take pleasure in releasing this Bullet 500 Spare Parts Catalogue.

The Catalogue has been specially designed for identification of correct part number to help in ordering Spare Parts, Special Tools and Service Publications from the company.

The Royal Enfield Spare Parts are manufactured under stringent quality control to ensure ultimate riding experience. It is therefore important to use only Royal Enfield Genuine Spares.

The illustration of the various parts are not to scale and is intended to serve only as a means of identification of the component for its shape and relative location in its respective assembly.

Due to continuous improvements in the motorcycle, the part nos. and / or illustrations are subject to change without prior notice. However the changes will be intimated through technical Service Bulletin subsequently and periodically which must be updated by you in the catalogue at your end.

The part numbers and description were correct at the time of printing. While extreme care is taken in publishing this catalogue. We shall not be held responsible for any errors/omissions or wrong interpretations and consequent loss of any nature due to any of the above.

For enquiry, suggestions or feedback may write to us ...

SERVICE HEADQUARTERS :

ROYAL ENFIELD

(A Unit of Eicher Motors Limited)

Thiruvottiyur High Road, Thiruvottiyur, Chennai - 600 019. India.

Tel : +91-44-4223 0400, Fax : +91-44-4201 1719. Website : www.royalenfield.com

E-mail : customerservice@royalenfield.com

“ © Copyright 2013 Eicher Limited, Royal Enfield Unit. All Rights Reserved. No part of this Service technical manual shall be copied, distributed or otherwise dealt without the express permission in written from the Eicher Motors Limited, Royal Enfield Unit who remains the sole owner of this manual .”

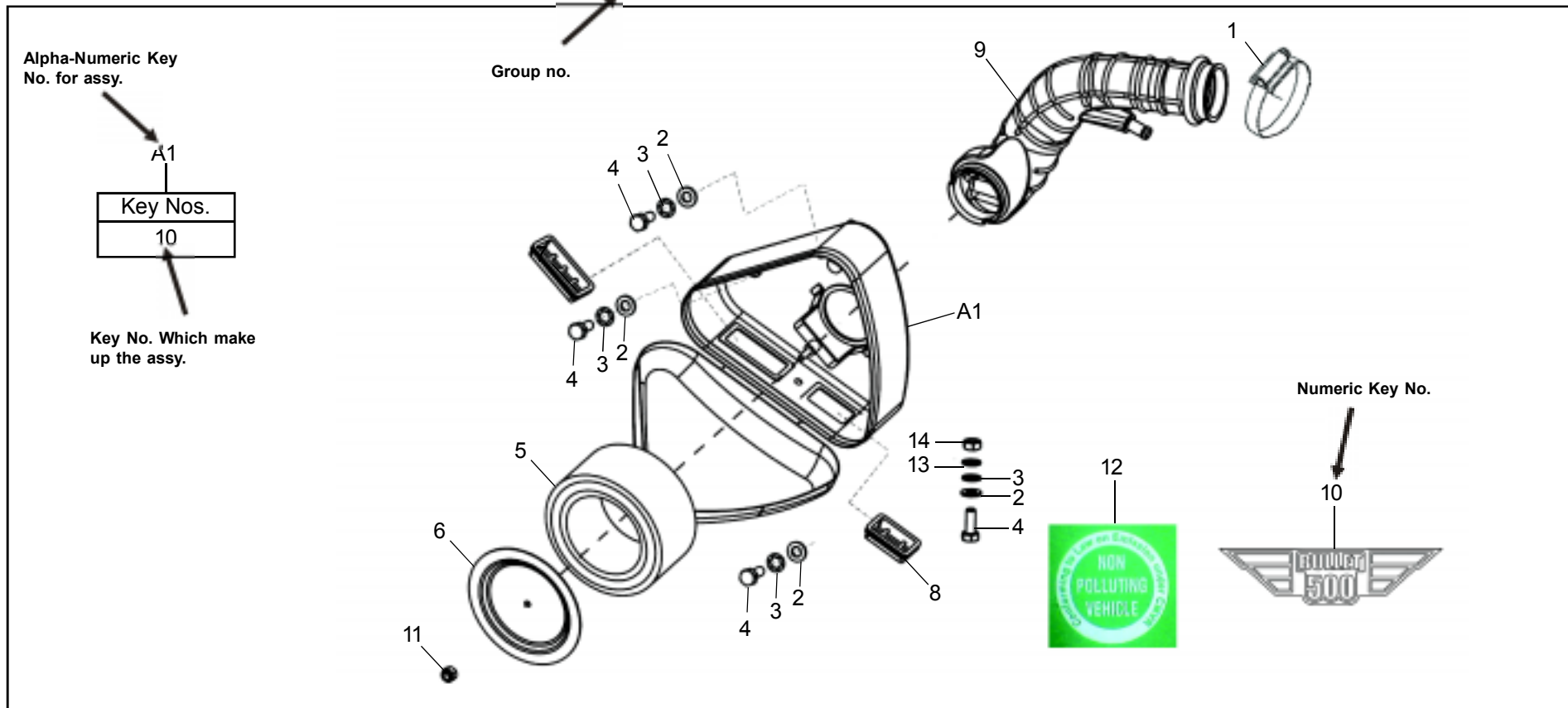
00-00 General Information

For easy reference and quick identification, the parts are grouped into relevant categories. Details are given in the illustrated Group index. Kindly follow the below tips on usage of this catalogue

● ILLUSTRATION

Illustration given with this catalogue helps in identifying the shape of part in its relative assembly.

02-10 AIR FILTER



00-00 General Information

● PART NUMBER LIST

1	2	3	4	5	6	7
KEY No.	Part Number	DESCRIPTION	QTY.	REFERENCE	REMARKS	MOQ Nos.

1. KEY NUMBER (KEY NO.)

The numeric key number is provided to serve as the identification of the part with its part number.

Serviceable assemblies or kits in a particular group are identified by alpha-numeric key numbers. e.g. A1, A2 etc. In such cases, key numbers of individual items or group number which make up such assembly / kit are given in illustration.

00-00 General Information

2. PART NUMBER

The Part number of the individual item, kit OR the assembly is given in this column for unique identification. The parts for which part numbers are not given, are not individually serviced.

3. DESCRIPTION

The description of the part assigned to the individual item kit / assembly is mentioned in this column.

4. QUANTITY

The number of individual items, kits or assemblies required for one vehicle is mentioned here.

Though quantity is indicated for oversize (O/S) or undersize (U/S) of some items, it is to be understood that for a vehicle the sizes only is applicable, depending upon the repair / matching requirements.

5. REFERENCE

Parts Revision / Modifications related to Technical Service Bulletin Number mentioned in this column. The part numbers which are displayed in this column are meant for reference only (Belongs to Kits Child Part or Not Served Items).

6. REMARKS

Updated / Modified / Old or Alternate Part Numbers is provided for reference purpose. This catalogue is updated Service Bulletin Number upto SB - 687.

7. M.O.Q.


Number of Items Minimum Quantity to be ordered to our Spare Parts department (SPD). So that they can serve you minimum packed / ordered quantity. It may varies from item to item by Price, Size or Shape as applicable.

Contents

Group No.	Description	Page No.	Group No.	Description	Page No.
00-00	GENERAL INFORMATION	2	05-20	SWING ARM ASSEMBLY	109
00-10	GROUP INDEX PICTORIAL	6	05-30	REAR WHEEL	111
01-10	ENGINE	13	05-40	REAR BRAKE (DRUM)	115
01-20	ENGINE COVER RH	15	05-50	BRAKE PEDAL	117
01-30	CRANK CASE RH - COVER SIDE	21	05-60	REAR MUDGUARD	119
01-40	CYLINDER & HEAD ASSEMBLY	29	06-00	FOOT RESTS (FRONT & REAR)	123
01-50	ENGINE COVER LH	35	06-10	CENTER STAND	125
01-60	CRANK CASE LH - COVER SIDE	37	06-20	SIDE STAND	127
01-70	CLUTCH	43	06-30	TOOL BOX LH	129
01-80	CRANK CASE LH	45	06-40	BATTERY CARRIER	131
01-90	CRANK CASE RH	47	07-00	FRAME & PAV COMPONENTS	133
01-100	GEAR TRAIN ASSEMBLY (ANTI SKIP MECHANISM)	53	07-10	HARNESS, WIRING CABLE & FUSE	139
02-00	CARBURETOR (UCD 33)	57	07-20	HEAD LAMP	141
02-10	AIR FILTER	63	07-30	AMMETER & SPEEDOMETER	143
02-20	SILENCER & EXHAUST PIPE	65	07-40	SWITCHES, HORN & RELAYS	145
02-30	CARBURETOR COVER	67	07-50	TCI SYSTEM	147
03-00	HANDLE BAR & CONTROLS	69	07-60	TAIL LAMP	149
03-10	CONTROL CABLES	73	07-70	TRAFFICATOR LIGHTS & BATTERY	151
03-20	MASTER CYLINDER ASSEMBLY (BBI)	75	08-00	TOOLS & FIRST AID KIT	153
03-30	CALIPER ASSEMBLY (BBI)	79	08-10	SPECIAL TOOLS LIST - A (COMMON)	155
03-40	HEAD LAMP CASING	83	08-20	SPECIAL TOOLS LIST - B	157
03-50	FRONT FORK (IN LINE FORK ASSEMBLY)	87	09-00	WALL CHARTS LIST (DOMESTIC)	159
03-60	FRONT MUDGUARD (IN LINE FORK TYPE)	91	09-10	ALL UCE SERVICE PUBLICATION LIST -A (DOMESTIC)	161
03-70	FRONT WHEEL	94	09-20	ALL UCE SERVICE PUBLICATION LIST -B (DOMESTIC)	163
04-00	FUEL TANK	99	09-30	AFTER MARKET PARTS LIST - A	165
04-10	SEAT ASSEMBLY	103	09-40	AFTER MARKET PARTS LIST - B	167
05-00	REAR SHOCK ABSORBERS	105	09-50	AFTER MARKET PARTS LIST - C	169
05-10	REAR CHAIN & GUARD	107	10-00	PART NUMBER INDEX	170
			11-00	SERVICE BULLETINS CHECKLIST FOR PARTS CATALOGUE UPDATE ..	185

00-10 Group Index - Pictorial

01-10 Engine

Page
12

01-20 Engine Cover RH

Page
14

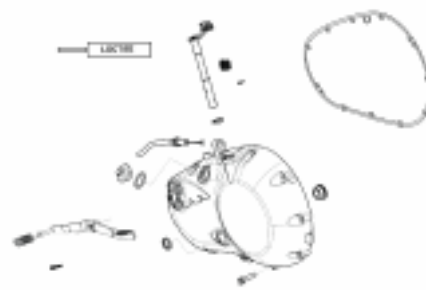
01-30 Crankcase RH - Cover Side

Page
20

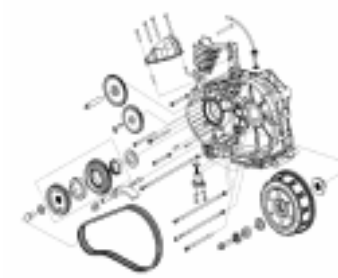
01-40 Cylinder & Head assembly

Page
28

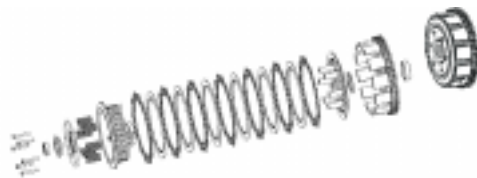
01-50 Engine Cover LH

Page
34

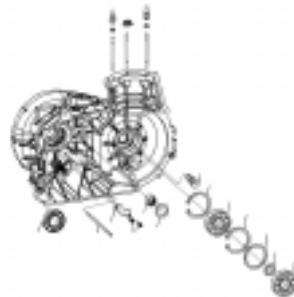
01-60 Crankcase LH - Coverside

Page
36

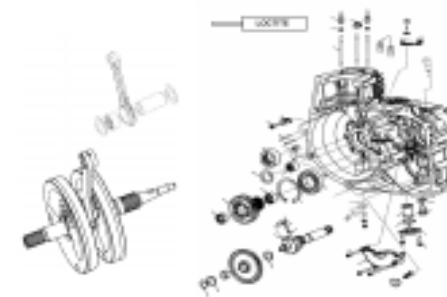
01-70 Clutch

Page
42

01-80 Crankcase LH

Page
44

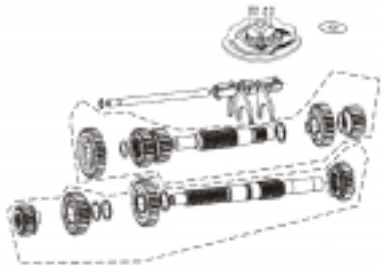
01-90 Crankcase RH

Page
46

00-10 Group Index - Pictorial

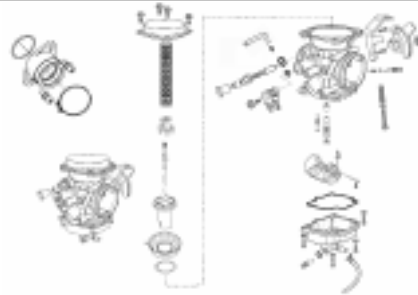
01-100 Gear Train Assembly (Anti Skip Mechanism)

Page
52



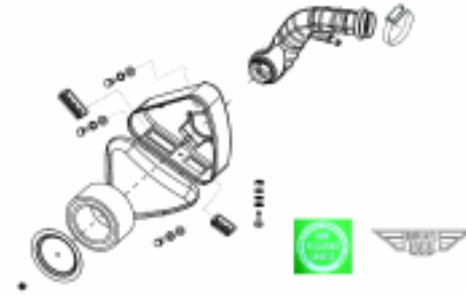
02-00 Carburetor (UCD 33)

Page
56



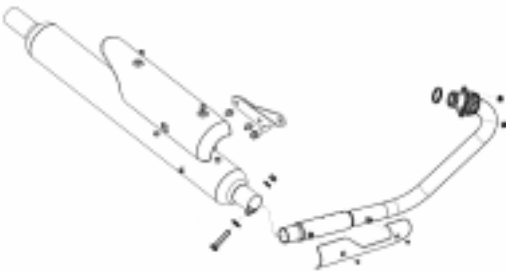
02-10 Air Filter

Page
62



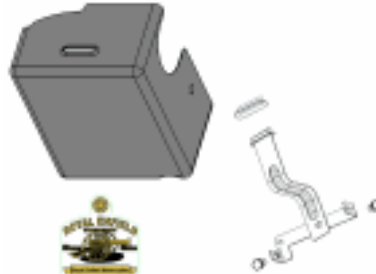
02-20 Silencer & Exhaust Pipe

Page
64



02-30 Carburetor Cover

Page
66




03-00 Handle Bar & Controls

Page
68



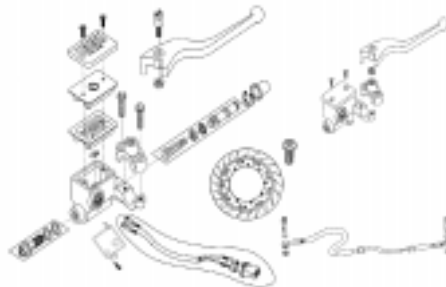
03-10 Control Cables

Page
72



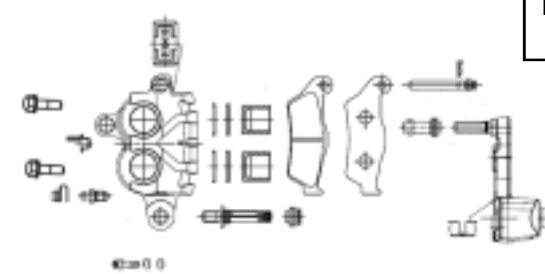
03-20 Master Cylinder Assembly (BBI)

Page
74



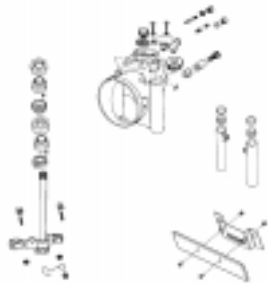
03-30 Caliper Assembly (BBI)

Page
78



00-10 Group Index - Pictorial

03-40 Head Lamp Casing

Page
82

03-50 Front Fork (In Line Fork Assy.)

Page
86

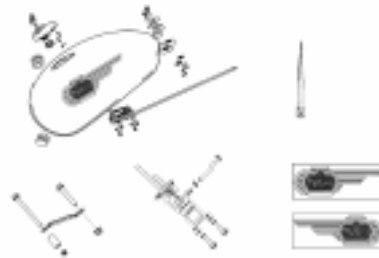
03-60 Front Mudguard (In Line Fork Type)

Page
90

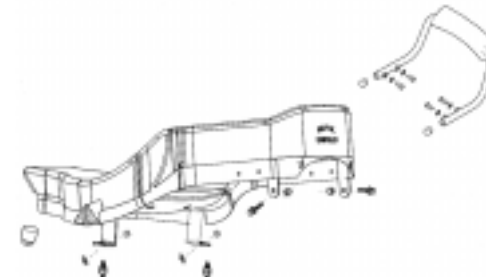
03-70 Front Wheel

Page
93

04-00 Fuel Tank

Page
98

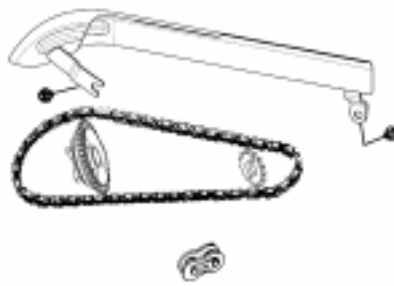
04-10 Seat Assembly

Page
102

05-00 Rear Shock Absorbers

Page
104

05-10 Rear Chain & Guard

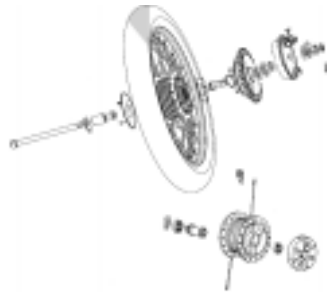
Page
106

05-20 Swing Arm Assembly

Page
108

00-10 Group Index - Pictorial

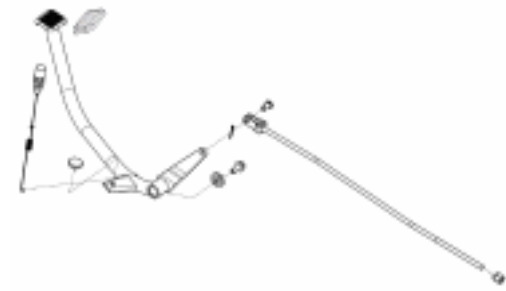
05-30 Rear Wheel

Page
110

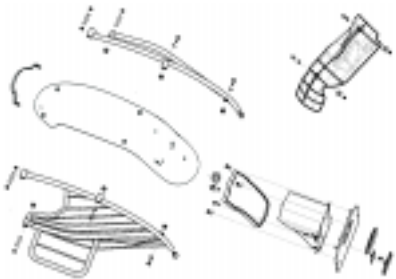
05-40 Rear Brake (Drum)

Page
114

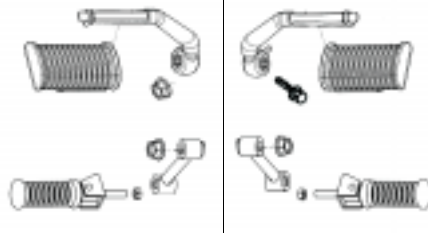
05-50 Brake Pedal

Page
116

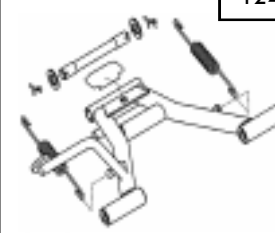
05-60 Rear Mudguard

Page
118

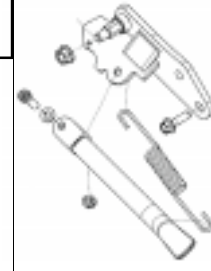
06-00 Foot Rests (Front & Rear)

Page
122

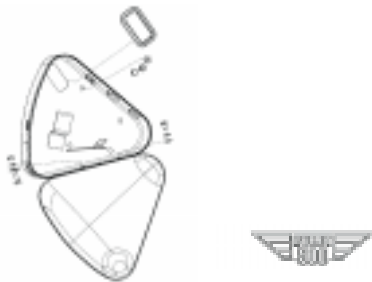
06-10 Center Stand

Page
124

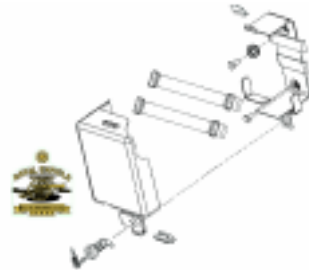
06-20 Side Stand

Page
126

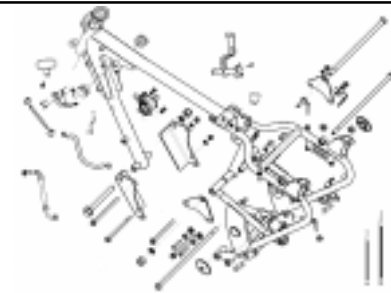
06-30 Tool Box LH

Page
128

06-40 Battery Carrier


Page
130

07-00 Frame & PAV Components

Page
132


00-10 Group Index - Pictorial

07-10 Harness, Wiring Cable & Fuse




Page 138

07-20 Head Lamp




Page 140

07-30 Ammeter & Speedometer



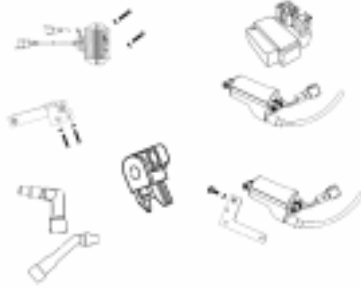
Page 142

07-40 Switches, Horn & Relays



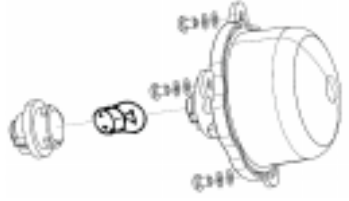
Page 144

07-50 TCI System



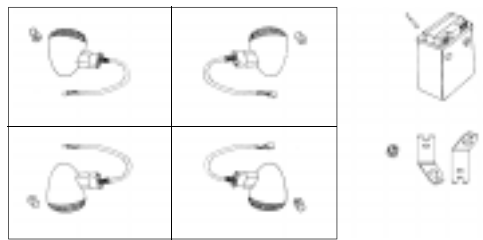
Page 146

07-60 Tail Lamp




Page 148

07-70 Trafficator Lights & Battery



Page 150

08-00 Tools & First Aid Kit



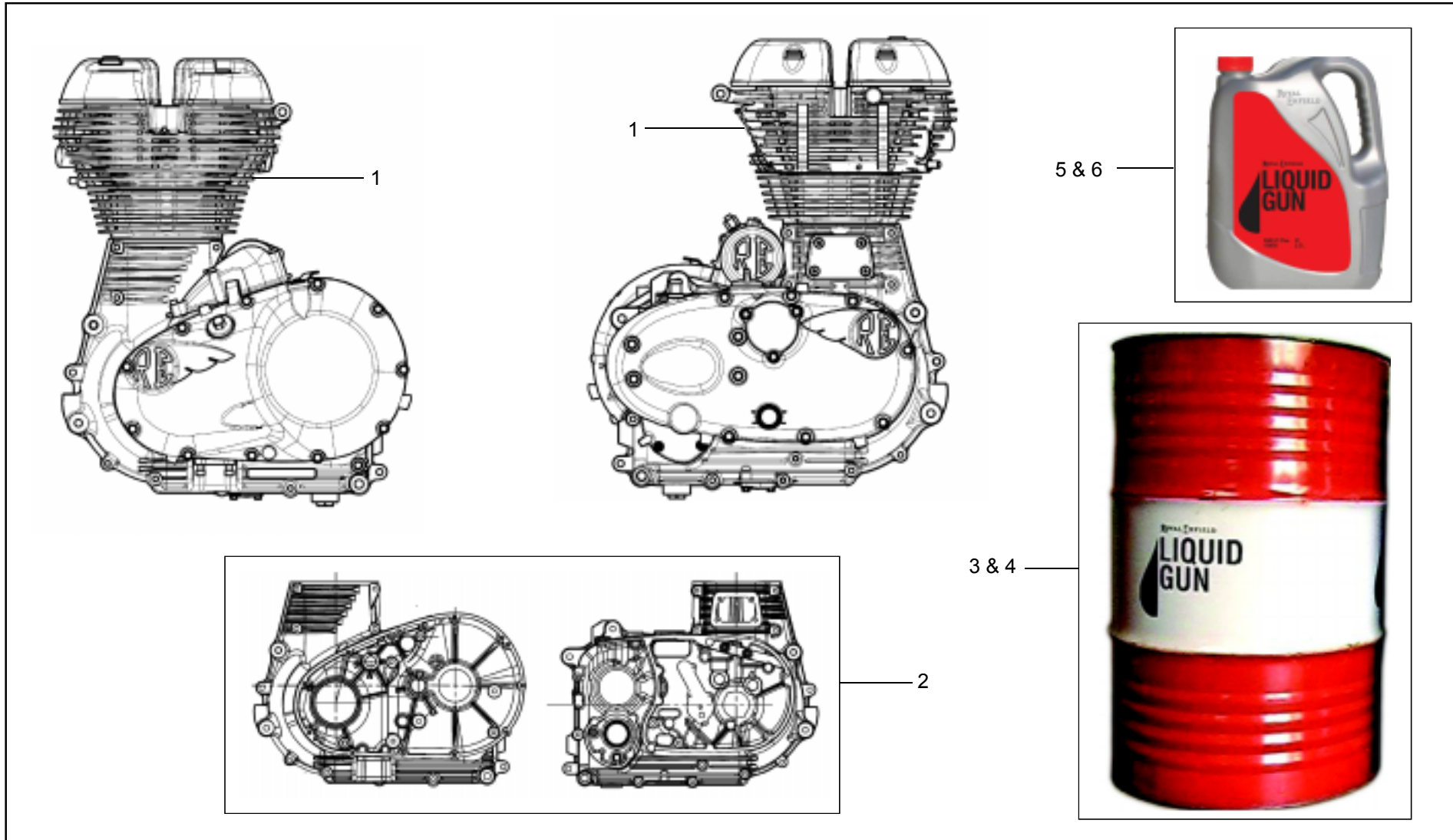
Page 152

08-10 Special Tools List - A (Common)

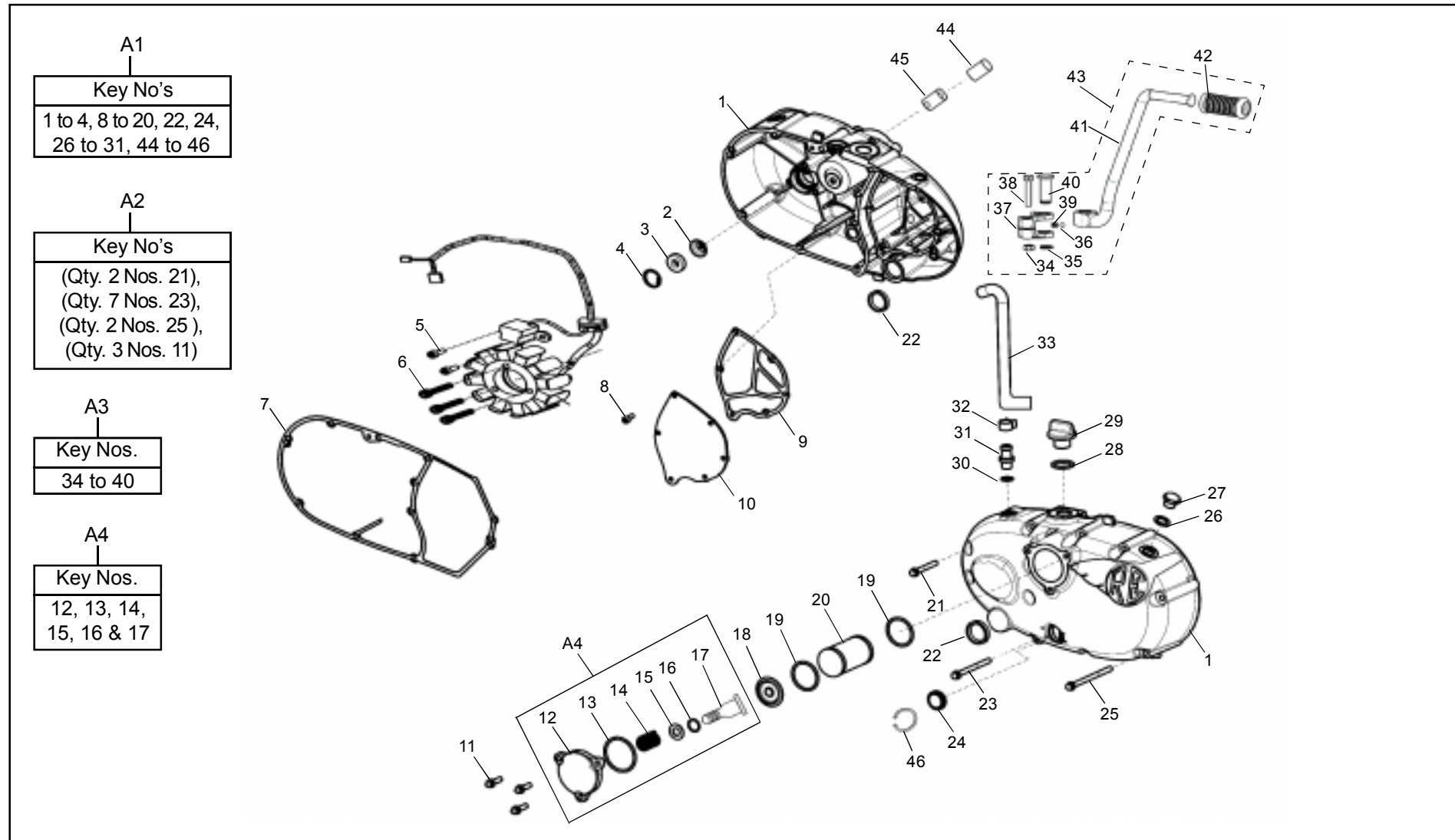


Page 154

01-10 Engine



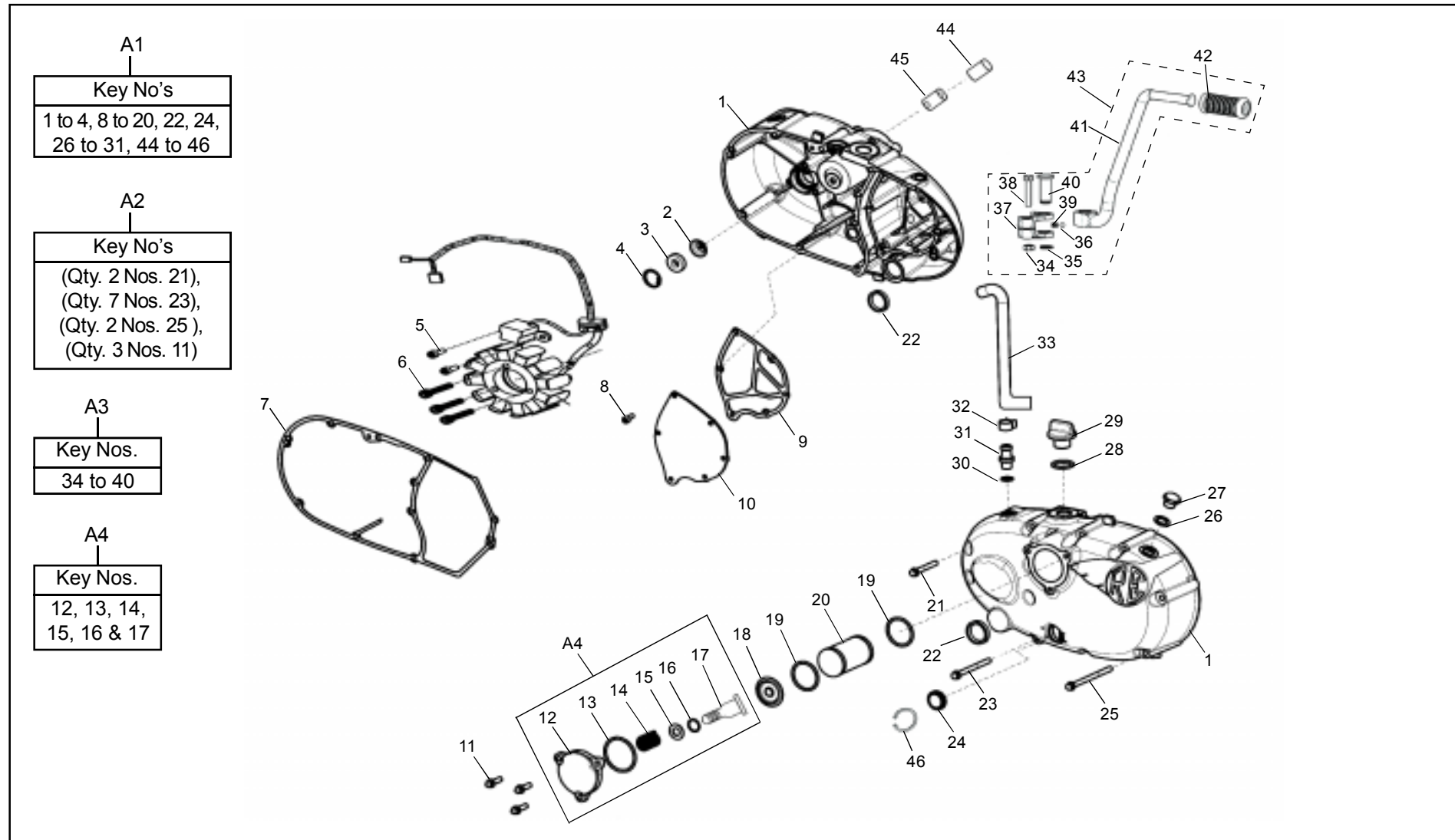
01-20 Engine Cover RH



01-20 Engine Cover RH

KEY No.	Part Number	DESCRIPTION	QTY.	REFERENCE	REMARKS	MOQ Nos.
A1	861036	RH Cover Assembly Complete	1		With Circlip & Washer System	1
A2	888112	Bolt Repair Kit RH Crankcase Cover	1			1
A3	888101	Kick Boss Repair Kit	1			1
A4	570878	Cap, Oil Filter Sub Assy.	1			1
1	861037	Cover RH Sub Assy.	1		Buffed	1
2	570183/d	Jet, Crankshaft RH	1			20
3	500622/b	Oil Seal, Crank Feed 24 X 10 X 7	1			1
4	550028	Circlip 24N	1			10
5	570013	Hex Socket Head Cap Screw M5 X 16	2			20
6	570718/a	Hex Socket Head Cap Screw M5 X 30 SS	3		New Type, SB - 681	1
7	570416/i	Gasket - Cover RH	1			2
8	570425	Hex. Socket Screw, M5 X 12	6			50
9	570426/h	Gasket, Cover Plate	1			5
10	570424/d	Cover Plate, Breather Chamber	1			1
11	572011/a	Hex Flange Bolt M6 X 1 X 20	3			1
12		Cap, Oil Filter - Buffed	1	861015	N.S., Ref. A4	1
13	572014/a	'O' Ring, Filter Cap	1			6
14	500637/b	Spring	1			20
15	500617/a	Washer	1			20
16	500621/a	'O' - Ring Cap Oil Filter	1			20

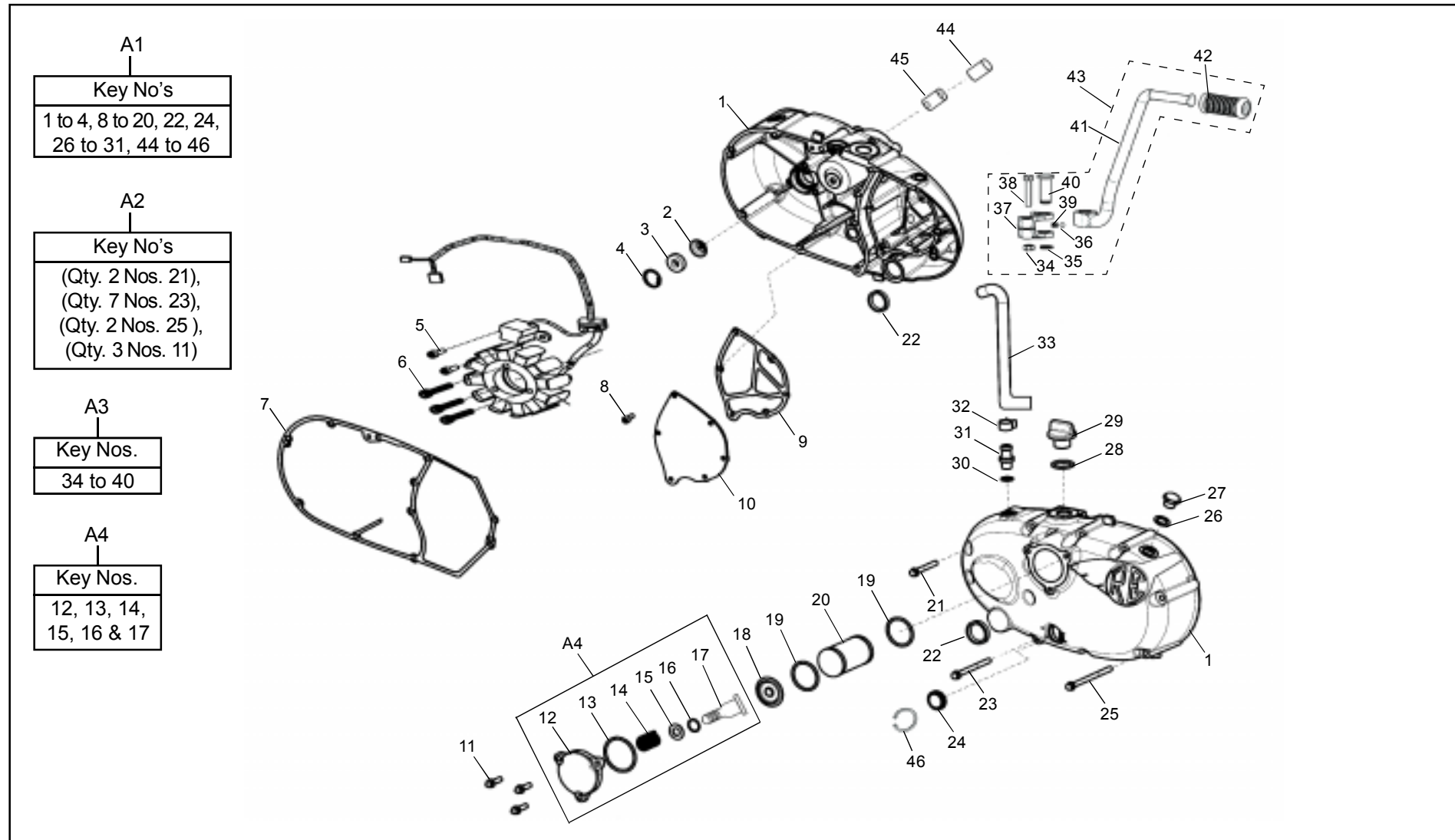
01-20 Engine Cover RH



01-20 Engine Cover RH

KEY No.	Part Number	DESCRIPTION	QTY.	REFERENCE	REMARKS	MOQ Nos.
17	571201/a	Screw Spring Cap	1		> Feb. '10, SB - 555	10
18	500616/a	Spring Cap	1			2
19	500619/a	'O' - Ring	2			20
20	500613/a	Element - Oil Filter	1			1
21	572019/a	Hex. Flanged Bolt, M6 X 1 X 45	2			10
22	570241	Oil seal Kick Starter, G20 X 27 X 5 Double Lip	2			10
23	572017/a	Hex. Flanged Bolt, M6 X 1 X 70	7			10
24	570059/c	Oil Level Window	1			2
25	572016/a	Hex. Flanged Bolt, M6 X 1 X 85	2			1
26	144846/a	Washer, Inspection Screw Ignition Timing	1			14
27	570176/d	Inspection Screw, Ignition Timing	1			6
28	146459/a	'O' - Ring	1			20
29	570872/a	Oil Filler Cap, Plastic	1		SB - 687	1
	570467/a	Oil Filler Cap, Metal	1		SB - 687	1
30	570155	Sealing Washer 12 X 1	1			20
31	570444/e	Bolt Breather	1		Old No. 573968/a	4
32	573964/a	Hose Clip Small	1		New No. 146927/a	20
33	584667/a	Breather Pipe	1			2
34	141051	Hex. Nut M8	1		Ref. A3	40
35		Circlip 10	1	570259/d	N.S., Ref. A3	

01-20 Engine Cover RH

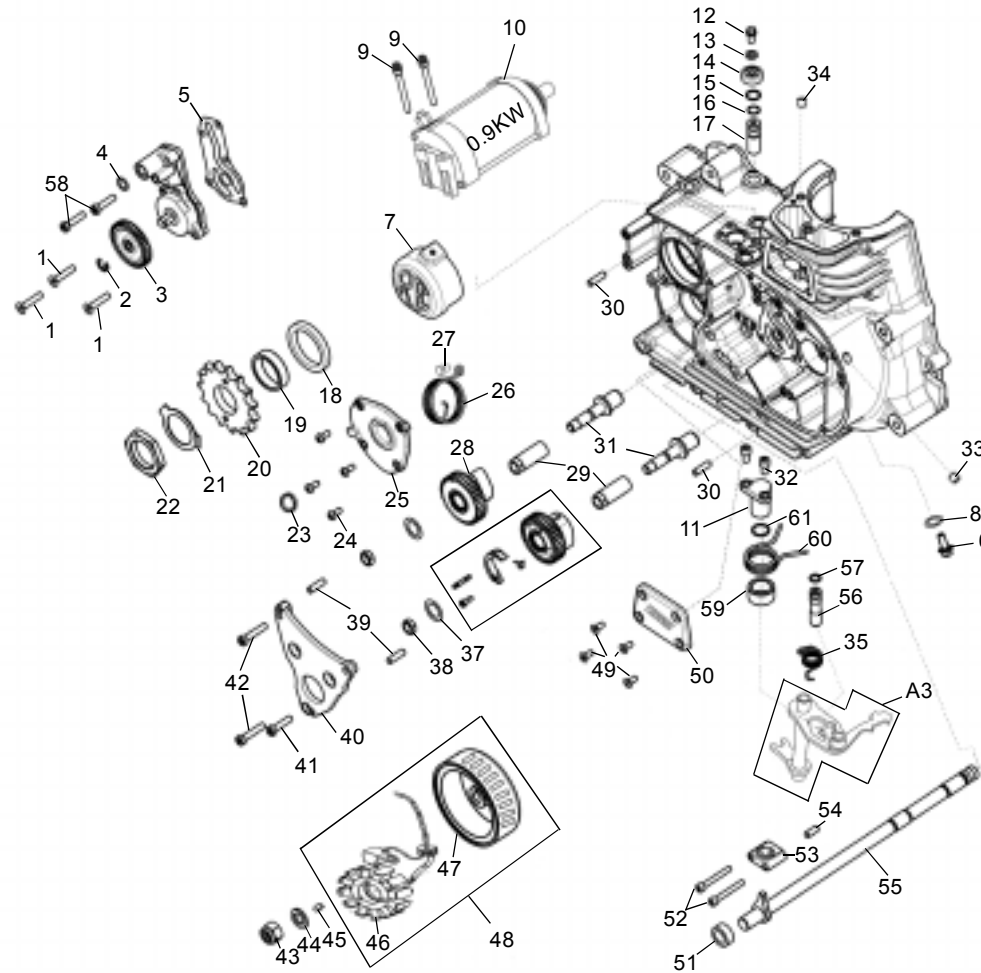


01-30 Crankcase RH - Cover Side

A1
 Key No's
 2 to 4

A4
 Key No's
 23 & 25

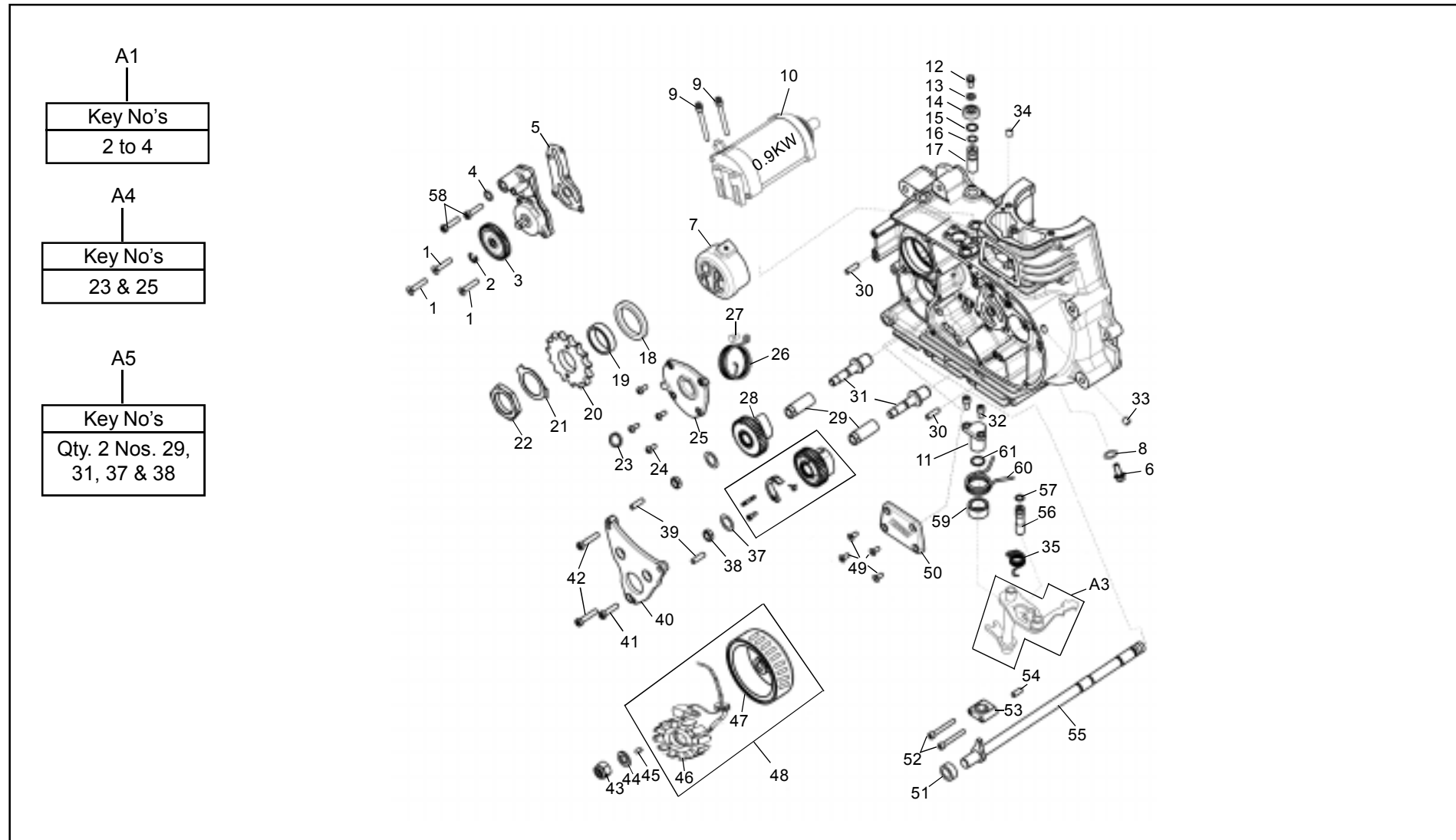
A5
 Key No's
 Qty. 2 Nos. 29,
 31, 37 & 38



01-30 Crankcase RH - Cover Side

KEY No.	Part Number	DESCRIPTION	QTY.	REFERENCE	REMARKS	MOQ Nos.
A1	571047/d	Oil Pump Assembly	1			1
A2	570309/c	Cam Gear Assembly - Exhaust with Decompressor Assembly	1			1
A3	570643/a	Gear Changer Assembly (Anti Skip Mechanism)	1			1
A4	888104	Cover Kick Start with Oil Seal	1			1
A5	888179	Eccentric Cam Spindle Kit - STD	1			1
	888180	Eccentric Cam Spindle Kit - 1st O/S	1			1
	888181	Eccentric Cam Spindle Kit - 2nd O/S	1			1
1	571155/a	CSK Socket HD. Cap Screw, M6 X 30	3		Old Part No. 570132/a Not Serviced	10
2	570052	Circlip - Oil Pump	1			14
3	571166/b	Pump Drive Pinion	1			2
4	570293	'O' Ring, Oil Pump Outlet	1			5
5	571115/c	Gasket Oil Pump	1			10
6	570713/a	Hex. Flanged M8 X 1.25 X 14	1			10
7	572012/a	Cover Starter Motor End	1			1
8	144600/a	Copper Washer - Tappet Cover	1			25
9	570303/a	Hex Socket Head Cap Screw M6 X 60	2		For 500cc	14
10	560013	Starter Motor	1			1
11	861035	Upper Pivot Bearing, Rocker Shaft	1		Buffed	5
12	570481	Hex Flange Bolt M5 X 12	1			20
13	144636/a	Copper Washer	1			20

01-30 Crankcase RH - Cover Side



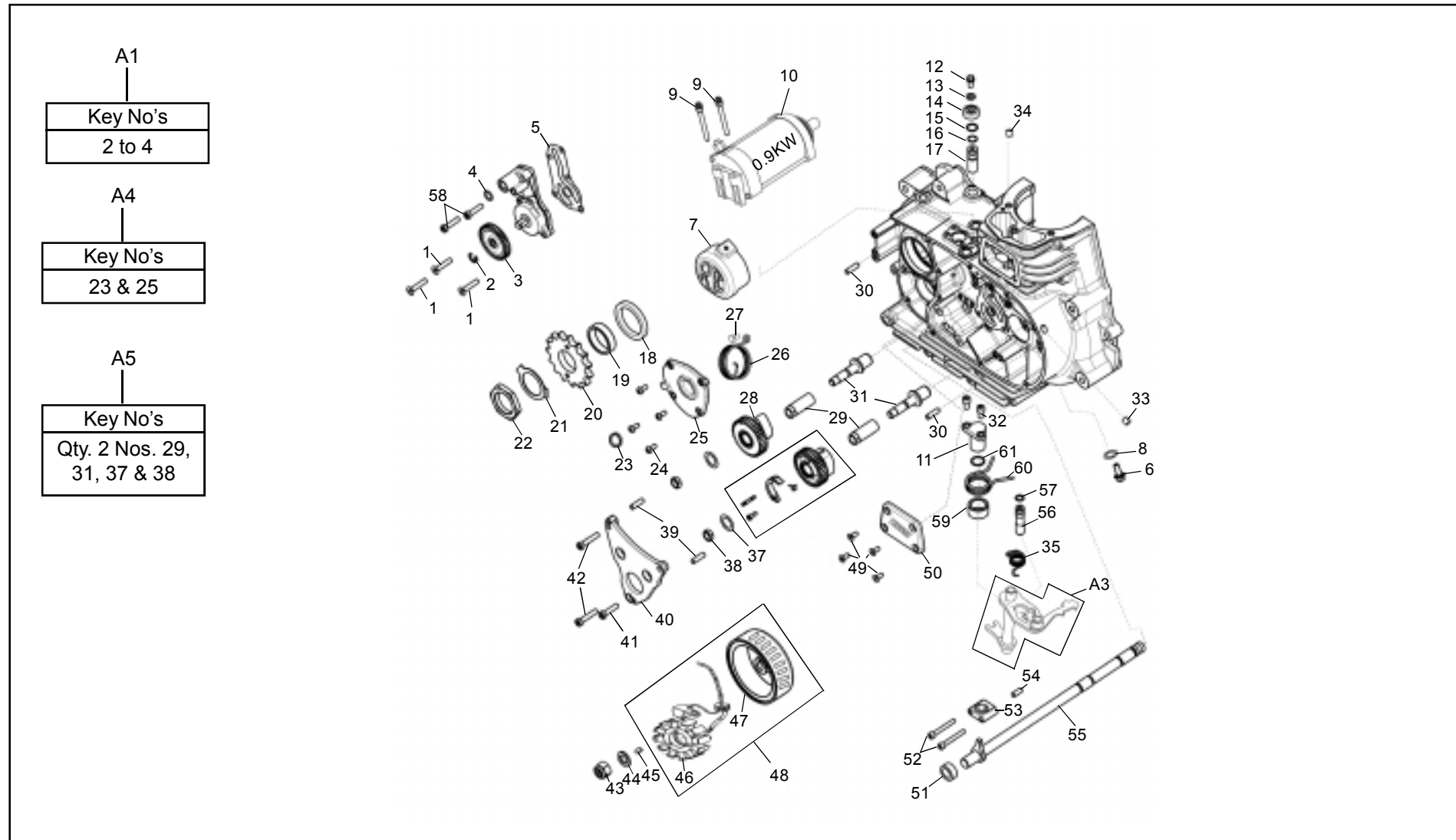
01-30 Crankcase RH - Cover Side

KEY No.	Part Number	DESCRIPTION	QTY.	REFERENCE	REMARKS	MOQ Nos.
14	570468/b	Cap, Pivot Pin	1			1
15	146031/a	'O' Ring, Oil Pump Outlet	1			14
16	550108	'O' Ring - Rock Shaft Pivot	1			20
17	570218/c	Pivot, Cam plate	1			4
18	570213	Oil Seal	1			2
19	570214/f	Distance Piece	1			1
20	571032/b	FD Sprocket 18 Teeth for 500cc	1			1
21	570247/d	Tab Washer	1			5
22	570246/e	Nut, Sleeve Gear	1			1
23	570241	Oil Seal Kick Starter G20 X 27 X 5 Double Lip	1			10
24	570300/b	Hex Socket Pan Head Screw M5 X 12	4			50
25	861034	Cover, Kick Start Shaft	1		Buffed	1
26	146450/b	Spring Kick	1			5
27	145090	Hex Screw M6 X 16	1			20
28	571164/a	Cam, Gear - Inlet	1			1
29	570099/c	Cam Sleeve	2			2
30	570298/a	Dowel Pin	2			10
31	570039/d	Cam Spindle Adjustable (Standard Size)	2			2
32	570304/b	Hex. Socket Head Cap Screw, M6 X 16 SS	2			50

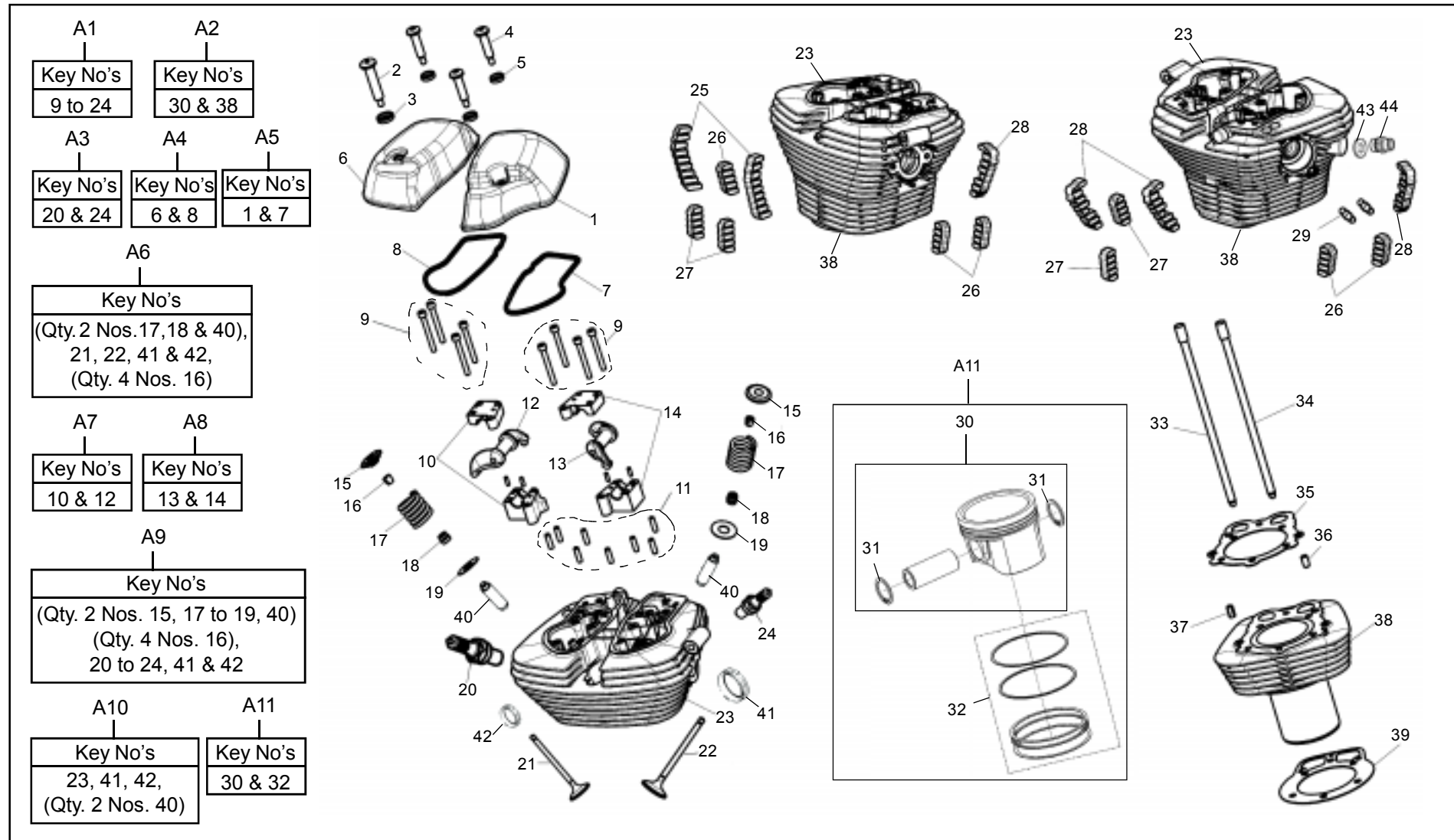
01-30 Crankcase RH - Cover Side

KEY No.	Part Number	DESCRIPTION	QTY.	REFERENCE	REMARKS	MOQ Nos.
33	570102/d	Plug Dummy Hole	4		Old Type	25
	570723/a	Plug Dummy AVDL Dia 7 X 10L	4		New Type	25
34	570181/b	Restrictor (Lee Plug 1.8 MM) - RCC	1			10
35	570230/f	Spring, Gear Change Striker	1			10
37	570280/b	Shim, Cam Gear	2			20
38	570100/b	Nut for Cam Spindle Adjuster	2			10
39	570298/a	Dowel 6 mm	2			10
40	570044/j	Cam Steady Plate	1			1
41	570132/a	Hex. Socket Head Cap Screw, M6 X 25	1			10
42	570421/a	Hex. Socket Head Cap Screw, M6 X 30	2			10
43	550025	Hex. Nut M12 X 1.25	1			10
44	586008/a	Plain Washer M8	1		Alt. No. 593028/a	14
45	502070/a	Magneto Key	1			1
46	570867/a	Stator and Pulsar Coil Assy.	1		(M 5.5 MTG Holes)	1
47	592237/a	Rotor and Reluctor Assy.	1			1
48	570866/a	Fly Wheel Magneto Assy.	1			1
49	570198/c	CSK Socket Head Screw M5 X 0.8 X 12	4			20
50	861065	Tappet Door	1		Buffed	1
51	570184/b	Spacer - Shaft, Gear Lever	1			20
52	570233	Hex. Socket Head Cap Screw, M5 X 40	2			14

01-30 Crankcase RH - Cover Side



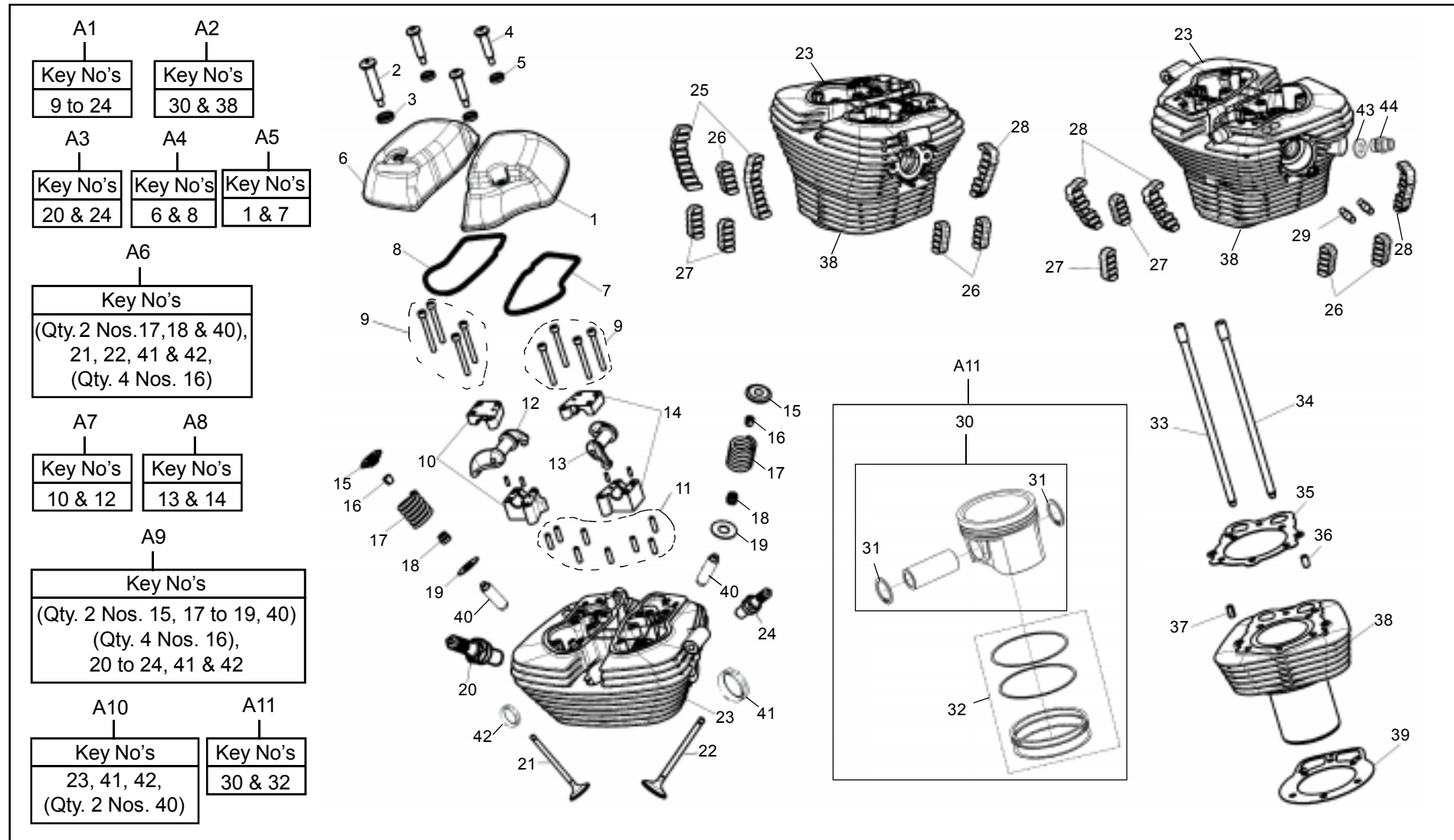
01-40 Cylinder & Head Assembly



01-40 Cylinder & Head Assembly

KEY No.	Part Number	DESCRIPTION	QTY.	REFERENCE	REMARKS	MOQ Nos.
A1	859036	Cylinder Head Assembly (500cc)	1			1
A2	600005	Cylinder Barrel & Piston with Rings Assembly (500cc)	1			1
A3		Spark Plug Kit Bu. 500cc Carburetor (Domestic)	1		M14 & M10 Plugs	1
A4	888106	Rocker Cover with Gasket - Exhaust	1			1
A5	888108	Rocker Cover with Gasket - Inlet	1			1
A6	888113	Valve Repair Major Kit UCE 500cc	1			1
A7	888109	Rocker Bearing Set with Rocker Arm - Exhaust (UCE)	1			1
A8	888110	Rocker Bearing Set with Rocker Arm - Inlet (UCE)	1			1
A9	859053	Cylinder Head Sub Assembly	1		with Head, Insert & Guide	1
A10	859055	Cylinder Head Assembly	1		with Plug & Valves	1
A11		Piston & Ring Set Assy. Kit (UCE 500)	1			1
1	861016	Rocker Cover, Inlet	1			1
2	570129/h	Hex. Head Screw Rocker Cover	4			10
3	570128/f	Washer Seal (Rocker Cover)	1			10
4	571117/c	Bolt (Rocker - Cover)	3			5
5	571118/a	Washer Seal (Rocker Cover)	3			5
6	861017	Rocker Cover - Exhaust	1		Buffed	1
7	572021/b	Gasket, Rocker Cover - Inlet, Rubber	1			1
8	572022/b	Gasket, Rocker Cover - Exhaust, Rubber	1			1
9	570131/a	Hex. Socket Head Cap Screw, M6 X 55	8			20
10	570533/p	Rocker Bearing Set Assy. - Exhaust	1			10

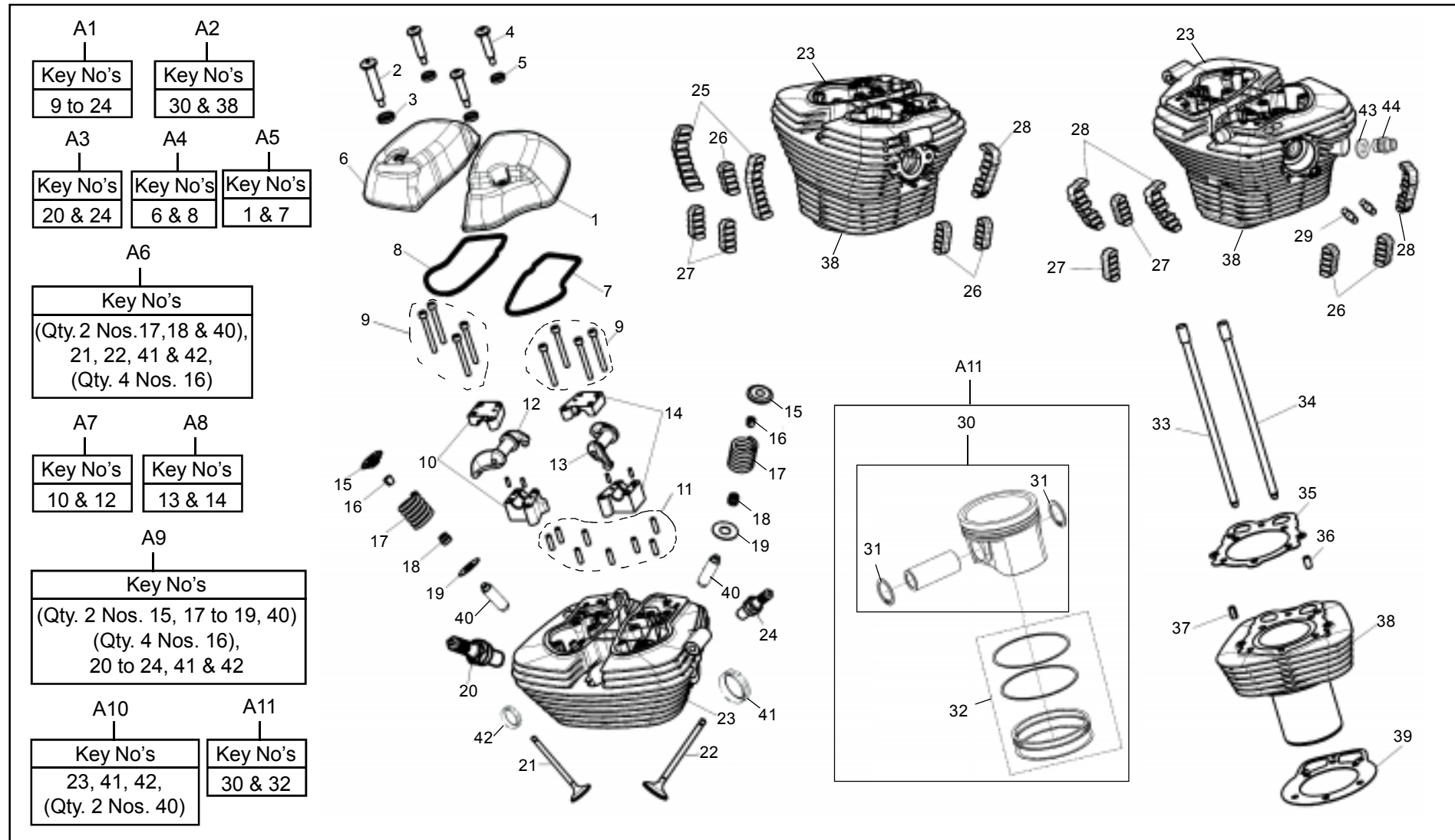
01-40 Cylinder & Head Assembly



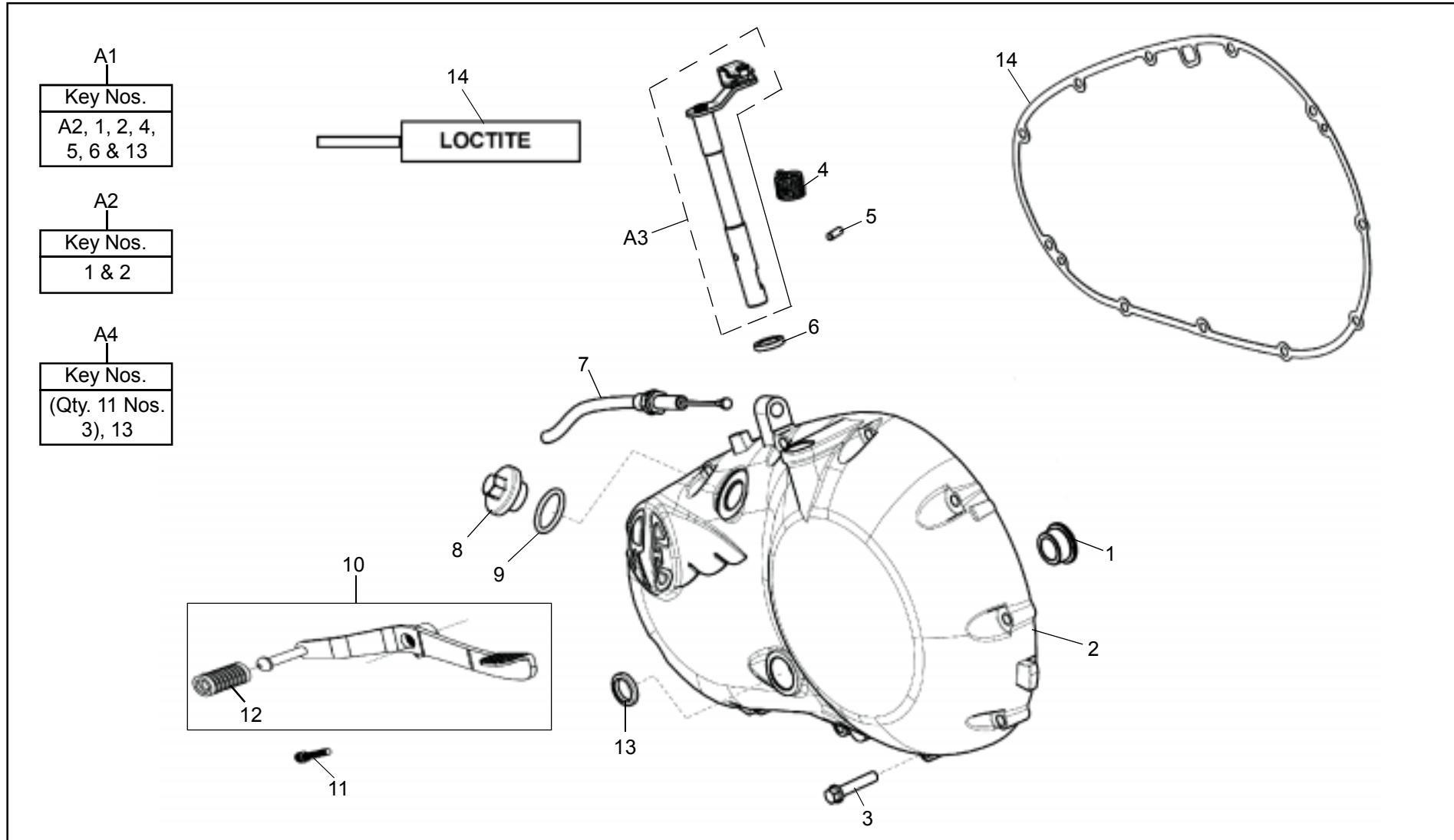
01-40 Cylinder & Head Assembly

KEY No.	Part Number	DESCRIPTION	QTY.	REFERENCE	REMARKS	MOQ Nos.
11	570298/a	Dowel (6 mm)	8			1
12	570535/g	Rocker Arm - Exhaust	1			1
13	570536/g	Rocker Arm Inlet	1			1
14	570532/p	Rocker Bearing Set Assy. - Inlet	1			1
15	500352/a	Retainer, Spring	2			5
16	500307/a	Valve Collet (Split Collar)	4			20
17	500309/b	Valve Spring	2			2
18	500322/a	Stem Seal	2			2
19	500347/a	Seat, Spring	2			20
20	572327/a	Spark Plug (WQR8DC) M14	1			1
21	571035/d	Valve, Exhaust	1			1
22	571034/d	Valve, Inlet	1			1
23		Cylinder Head	1		N.S., Ref. A9 & A10	1
24	572328/a	Spark Plug (UR6DC) M10	1			1
25	570478/b	Dampher Pad LH - Cylinder Head	2			10
26	570482/b	Dampher Pad - Cylinder Barrel Taper	6			2
27	570480/b	Dampher Pad - Cylinder Barrel	3			2
28	570479/b	Dampher Pad RH - Cylinder Head	4			1
29	570489/a	Stud, Exhaust	2			10
30	571108/a	Piston Assy. with Pin and Circlip (500cc)	1			1

01-40 Cylinder & Head Assembly



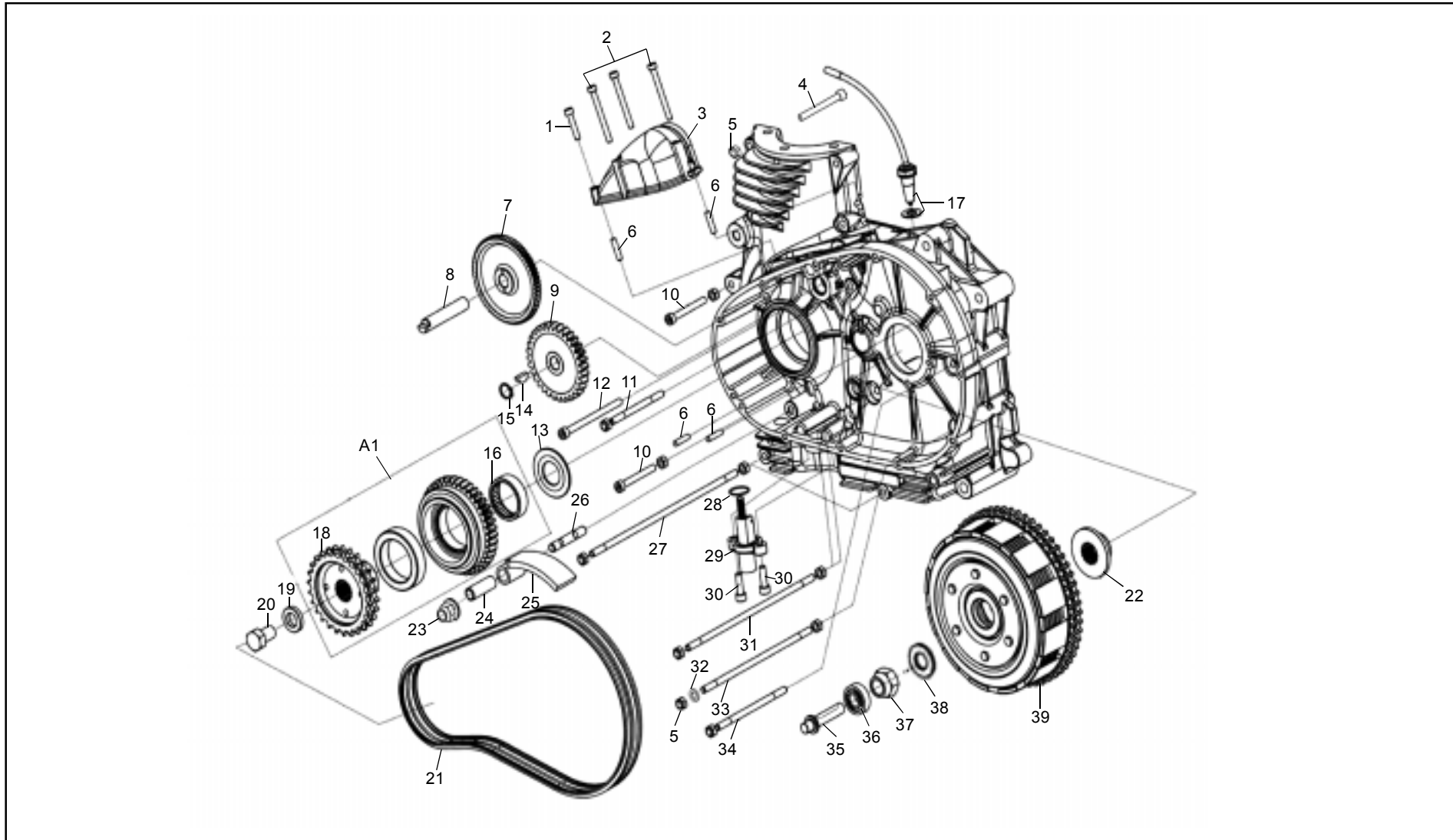
01-50 Engine Cover LH



01-50 Engine Cover LH

KEY No.	Part Number	DESCRIPTION	QTY.	REFERENCE	REMARKS	MOQ Nos.
A1	861029	LH Cover Assembly Complete	1			1
A2	861030	LH Cover Sub Assembly	1			1
A3	570601	Clutch Operating Lever and Clevis Assembly	1			1
A4	888115	Bolt & Seal Kit Crank Case Cover LH	1			1
1	550061	Bush	1			2
2		Cover LH (Buffed)	1	861013	Reference	1
3	572015/a	Hex Flange Bolt M6 X 1 X 30 -10.9 ZN Clear Passn	11			30
4	570452/e	Spring, Clutch Operating Lever	1			20
5	570291/a	Lock Pin - Spring - Clutch Operating Lever	1			1
6	570407	Oil Seal, Clutch Operating Lever - G12 X 18 X 5	1			5
7	571156/b	Clutch Cable Assy.	1			1
8	502018/b	Oil Filler Plug	1			1
9	502019/a	'O' Ring (Plug)	1			2
10	570244/c	Gear Lever	1		Complete Assy.	1
11	572015/a	Hex Flange Bolt M6 X 1 X 30 - 10.9 ZN Clear Passn	1			30
12	550507/a	Sleeve, Gear Lever	1			10
13	550661/a	Oil Seal	1			1
14	570410/f	Gasket LH Cover Crankcase	1		SB - 587, After Market	1
		Liquid Gasket (Loctite 5699) 30 ML	1	570278	Recommended Liquid Gasket	1

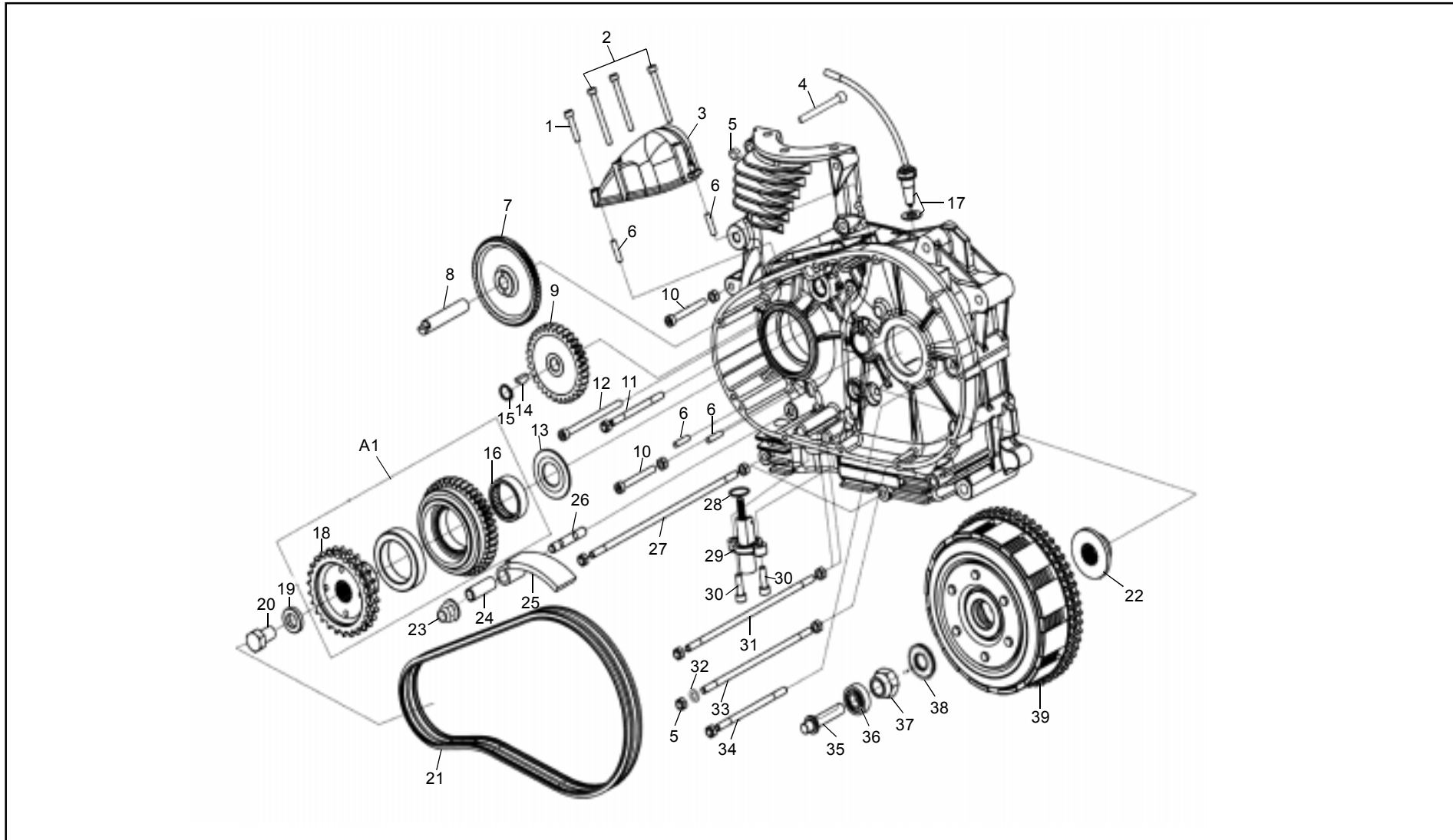
01-60 Crankcase LH - Cover Side



01-60 Crankcase LH - Cover Side

KEY No.	Part Number	DESCRIPTION	QTY.	REFERENCE	REMARKS	MOQ Nos.
A1	592593/a	Sprag Clutch Assembly (Tsubaki)	1		SB - 595	1
1	570094	Hex Socket Head Cap Screw, M5 X 25	1			20
2	570016	Hex.Socket Head Cap Screw, M5 X 45	3			10
3	861003	Housing, Starter Drive	1		Buffed	1
4	570025	Hex.Socket Head Cap Screw, M6 X 90	4			10
5	550086/a	Nut M6 X 1, Flange Nyloc Type	22			30
6	570298/a	Dowel	2			10
7	570570/d	Double Gear Assy	1		With 2 bush	1
8	570072/d	Shaft, Double Gear	1			1
9	570007/g	Gear - Jack Shaft	1			1
10	570024	Hex.Socket Head Cap Screw, M6 X 50	2			20
11	570091/d	Stud 80L	1			10
12	570130	Hex.Socket Head Cap Screw, M6 X 85 (COVER RH)	1			5
13	570074/i	Distance Washer, Sprag Clutch	1			1
14	500635/a	Key - Jack Shaft	1			20
15	570032	Circlip, 12 X 1N IS 3075 (Part 1) (For Shaft)	1			20
16	570073	Needle Bearing SCE 228 SNL - (C3) Sprag Clutch Gear	1			1
17	582510/a	Neutral Switch with Packing	1		Old No. 591494/a	1
18	570551/c	Engine Sprocket	1			1
19	570063/f	Washer, M12 - Thick 5 mm	2			10

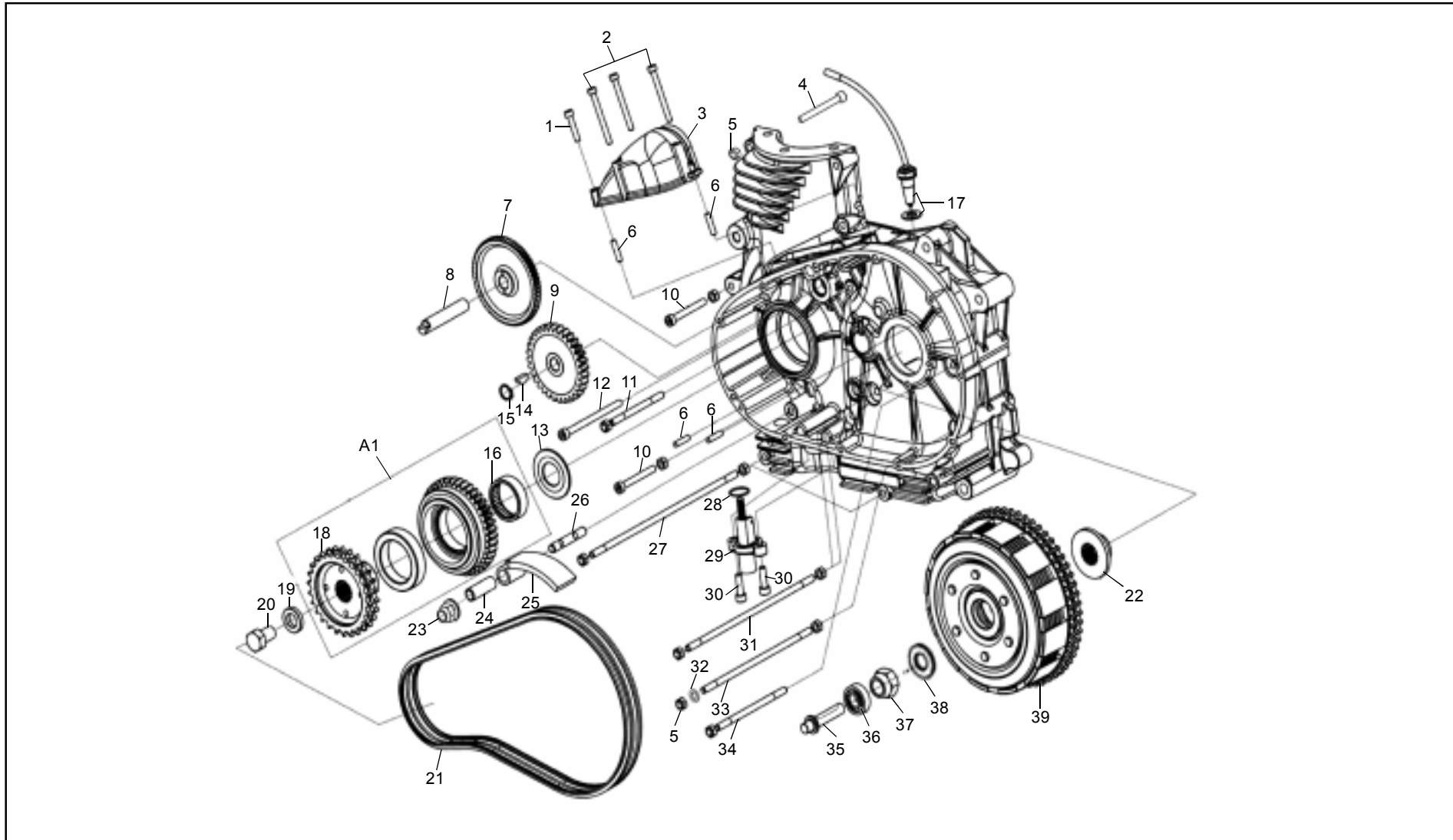
01-60 Crankcase LH - Cover Side



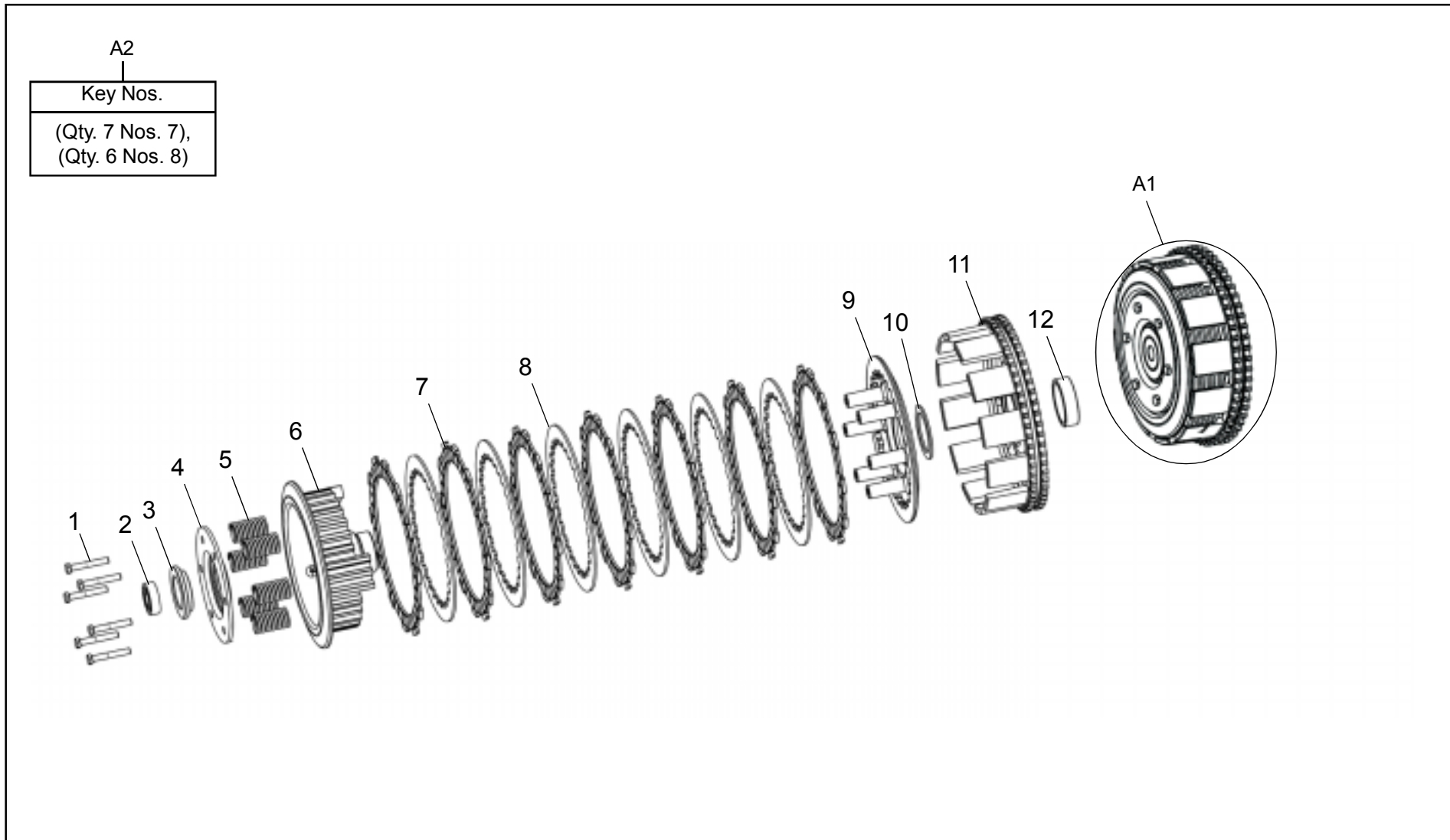
01-60 Crankcase LH - Cover Side

KEY No.	Part Number	DESCRIPTION	QTY.	REFERENCE	REMARKS	MOQ Nos.
20	571216/a	Hex Flange Screw M12 X 1.25 X 25L	1			5
21	570414/b	Primary Chain	1			1
22	570249/g	Collar, Mainshaft	1			20
23	586084/a	Flanged 'U' Nut M8 X 1.25	1			10
24	141246/c	Bush, C T Pad	1			1
25	570029/d	Chain Tensioner Pad	1			1
26	571221/a	Stud - Chain Tensioner	1			20
27	570086/d	Stud 226L	2			1
28	570295	'O' Ring, Chain Tensioner	1			10
29	570047/d	Auto Chain Tensioner Assy. - Pricol	1			1
30	570030	Hex. Socket Head Cap Screw, M6 X 20	2			10
31	570089/d	Stud 196L	2			10
32	144636/a	Copper Washer	1			20
33	570088/d	Stud 168L	1			10
34	570090/d	Stud 106L	1			25
35	570446/k	Clutch Push Pad	1			1
36	570442	Ball Bearing 6001, C3	1			1
37	593038/d	Hex. Nut With Nyloc Insert M16 X 1.5	1		Old No. 560525/a	10
38	570465/c	Plain Washer	1			1

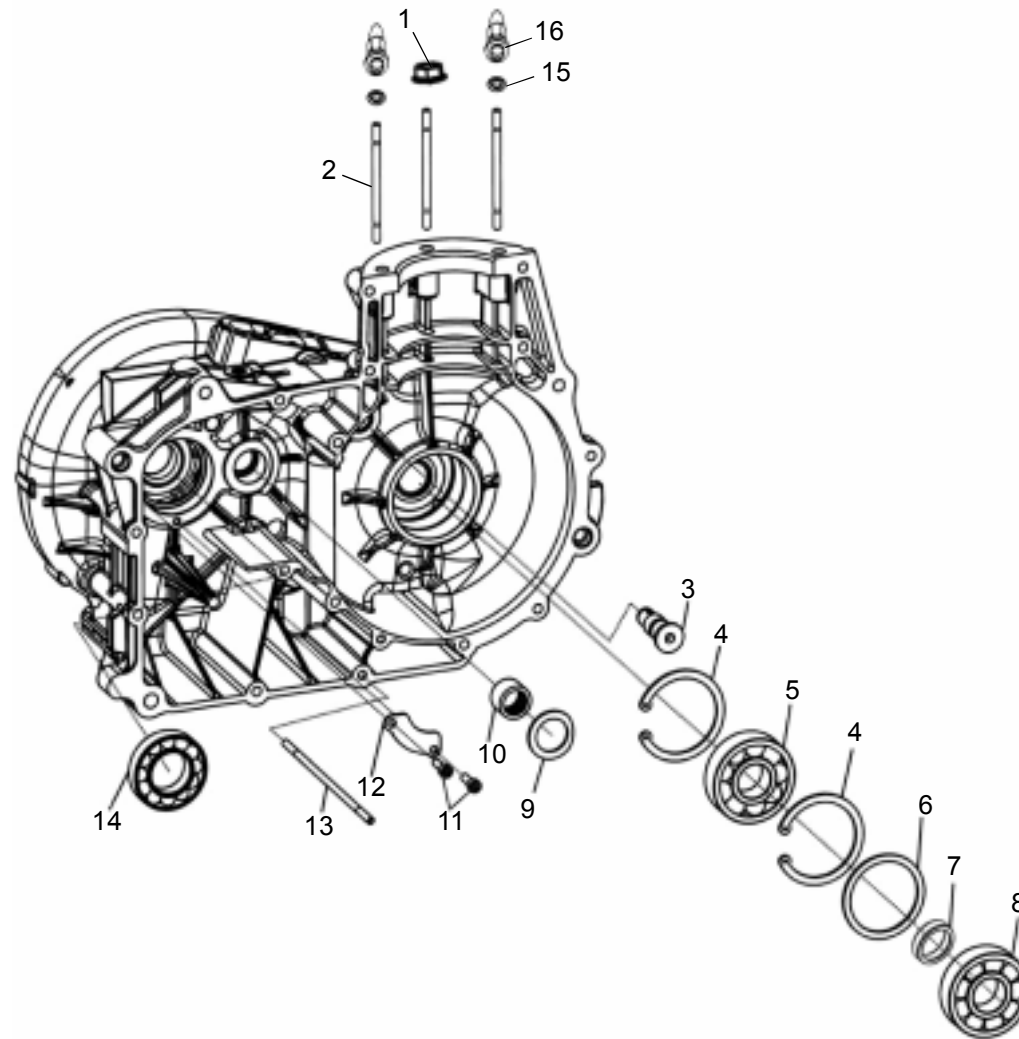
01-60 Crankcase LH - Cover Side



01-70 Clutch



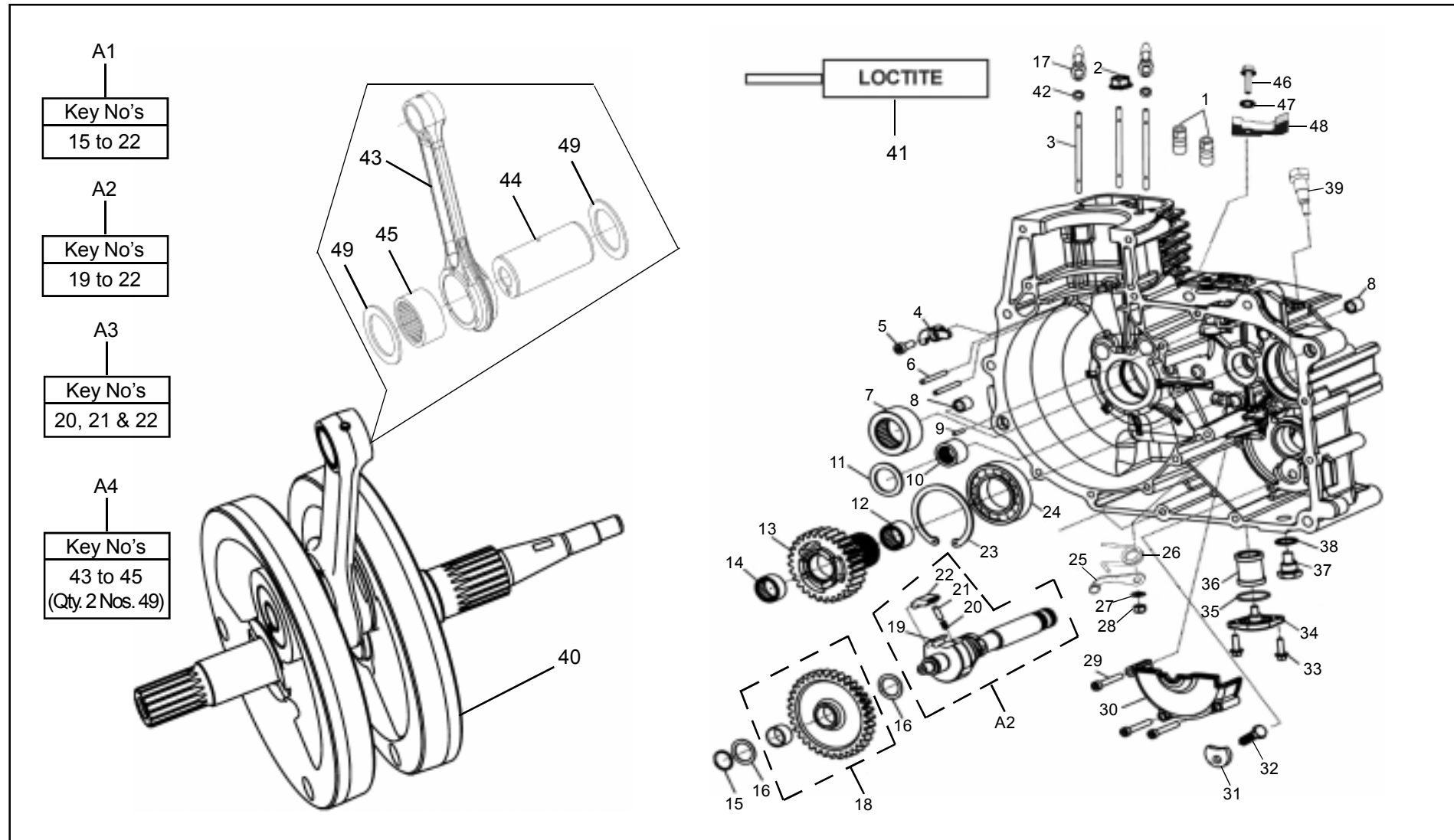
01-80 Crankcase LH



01-80 Crankcase LH

KEY No.	Part Number	DESCRIPTION	QTY.	REFERENCE	REMARKS	MOQ Nos.
1	586005/a	Flange Hex Nut - M8 X 1.25	1		New Type	30
2	500104/d	Stud, M8 X 128	3		Modified Material	2
3	570008/g	Jack Shaft	1			2
4	110037/3	Circlip 62 X 2N	2			10
5	110050	Ball Bearing 6305 C3 (25 X 62 X 17)	1			1
6	570006/e	Bearing Spacer Crankcase LH	1			1
7	570005/c	Bearing Spacer - LH Crankshaft	1			1
8	571205/a	NU305E Cylindrical Roller Bearing with Cage, Single Row	1		New Type (Polymide Cage)	1
9	570201/f	Washer, Thrust	1			10
10	550032/a	Bearing Lay Shaft TS	1			1
11	570013	Hex Socket Head Cap Screw, M5 X 16	2			20
12	570012/c	Retainer Plate, Main Shaft Bearing	1			10
13	570087/d	Stud M6 X 133 L	2			10
14	570011	Ball Bearing 6006, C3 (G/B Main Shaft)	1			1
15	570715/a	Copper Washer M8	2			6
16	570716/a	Nut M8 - Cylinder Head (Cap Nut)	2		SB - 685 (2+4 System)	6

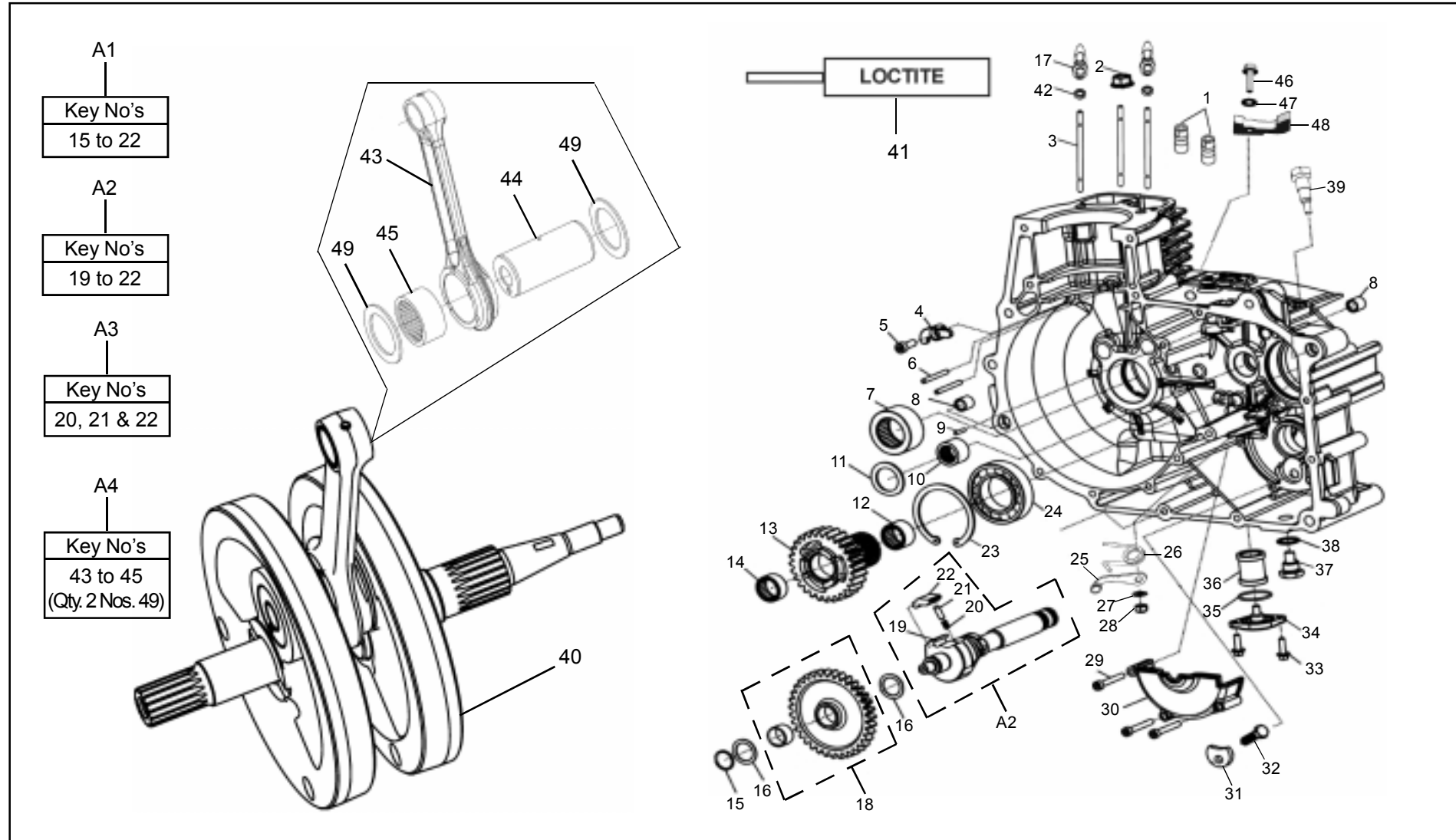
01-90 Crankcase RH



01-90 Crankcase RH

KEY No.	Part Number	DESCRIPTION	QTY.	REFERENCE	REMARKS	MOQ Nos.
A1	570804	Kick Starter Shaft Assembly	1			1
A2	570805/a	Kick Start Shaft Sub Assembly	1			1
A3	888182	Kick Pawl, Plunger and Spring Kit	1			1
A4		Connecting Rod Kit (UCE 350 / 500cc)	1			1
1	570097/b	Hydraulic Valve Lifter - Roller	2			2
2	586005/a	Flanged Hex. Nut M8 X 1.25	1		New Type, SB - 687	30
3	500104/d	Stud, M8 X 128	6			2
4	570141/e	Bracket-Pin-Hyd-Tappet	1			2
5	570232	Hex.Socket Head Cap Screw, M6 X 12	1			1
6	571116/b	Needle Roller - Dia. 4 X 29.8l (Lockpin Hyd. Tappet)	2			10
7	570037/a	Bearing NBI 30 X 45 X 20 - Shaft RH	1		Alt. - INA Make	1
8	120005/b	Dowel - Hollow	2			20
9	570028	Locating Pin, (Pivot) - NRB 3 X 21.8	1			10
10	550032/a	Needle Bearing	1			1
11	570201/f	Washer, Thrust	2			10
12	570208/b	Needle Bearing RH BK 2016	1			1
13	570206/m	Sleeve Gear	1			1
14	570207/a	Needle Bearing INA HK 2012	1			1
15	570209	Circlip 18 N (For Shaft)	1			20
16	550030/c	Washer, Thrust	2			10

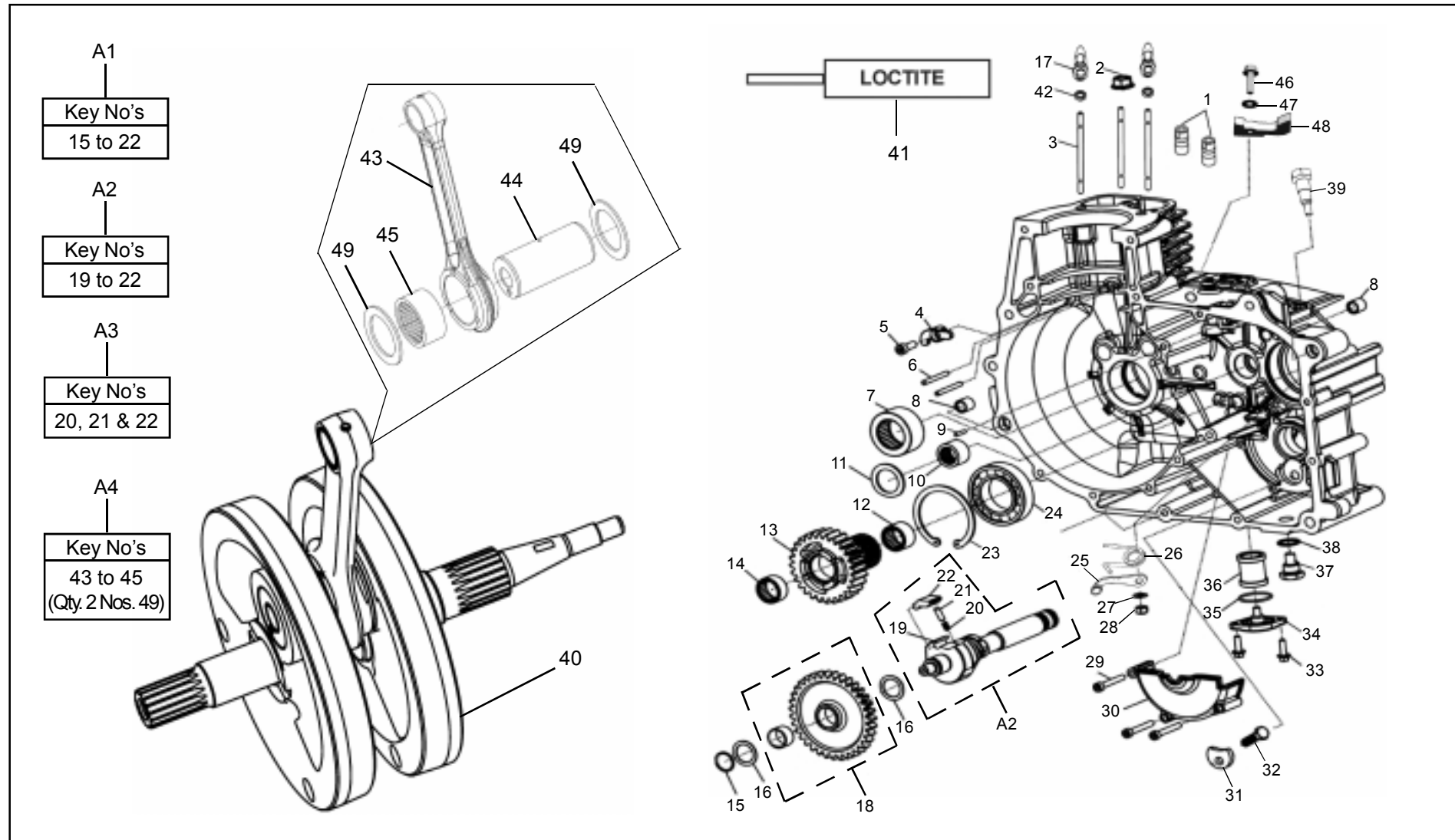
01-90 Crankcase RH



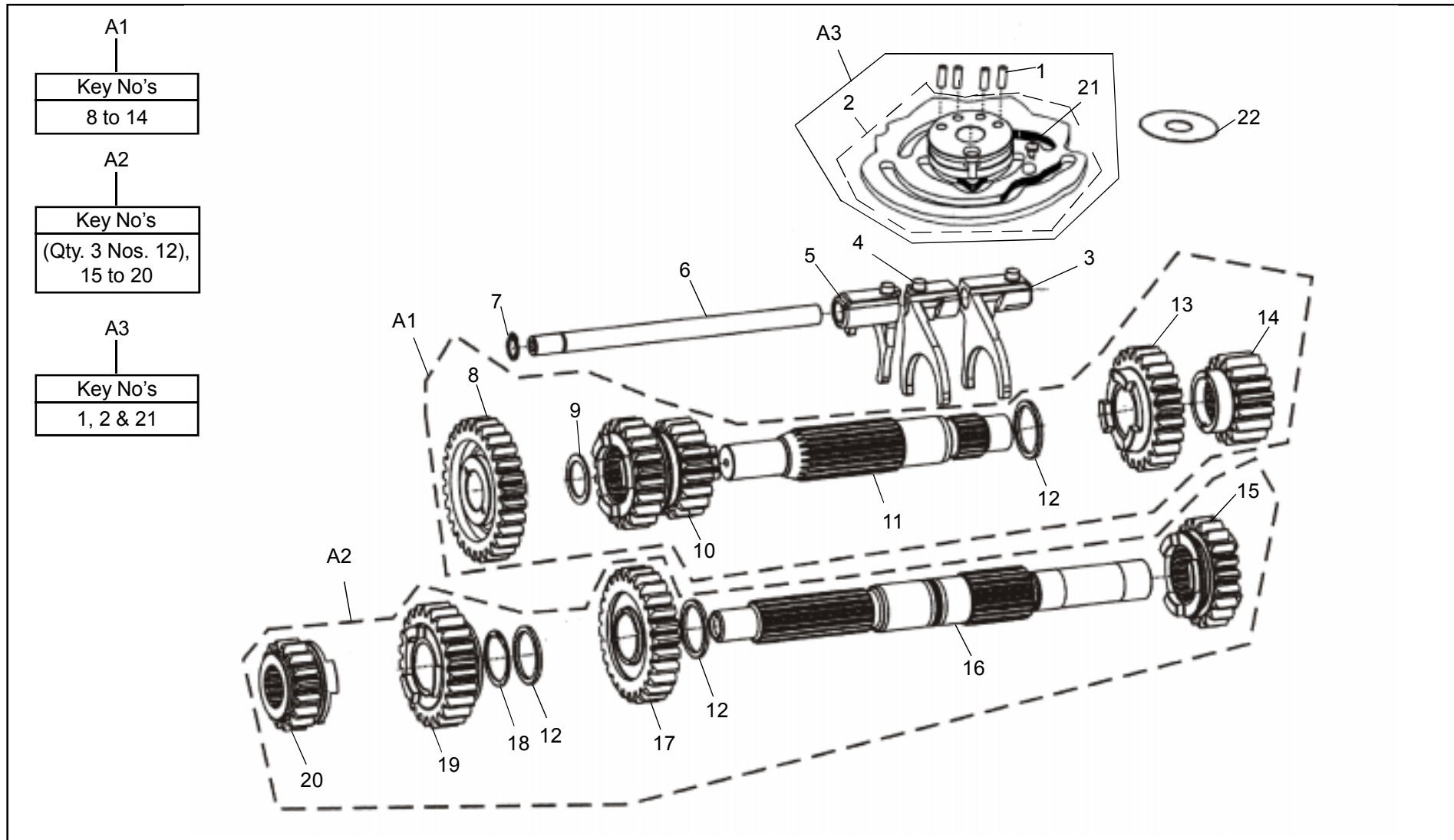
01-90 Crankcase RH

KEY No.	Part Number	DESCRIPTION	QTY.	REFERENCE	REMARKS	MOQ Nos.
17	570716/b	Nut M8 - Cylinder Head (Cap Nut)	6		SB - 685	8
18	570248/e	Assy. Kickstart Gear, 35T	1			1
19		Kickstart Shaft	1	570806/e	N.S.	1
20	140331/a	Spring	1			50
21	140332/b	Plunger	1			10
22	140333/b	Pawl	1			1
23	110037/3	Circlip 62 X 2N	1			10
24	570469/a	Deep Groove Ball Bearing 6007-RS1/C3	1			1
25	570658/b	Stopper Assy. - Shift Cam Plate (Anti Skip Mechanism)	1			2
26	570663/a	Spring - Shift Cam Plate (Anti Skip Mechanism)	1			10
27	570664/b	Washer - Shift Cam Plate Stopper (Anti Skip Mechanism)	1			30
28	570702/a	Hex. Nut M6 X 1 ('U' Nut) (Anti Skip Mechanism)	1			10
29	570240	Hex. Socket Head Cap Screw, M5 X 35	3			10
30	570239/c	Oil Thrower	1			10
31	146714/a	Hex Screw M8 X 23	1			10
32	142257/b	Stop Plate	1			10
33	570431	Hex Flange Bolt JIS B 1189 Class 2 M5 X 16 -6G Stainless Steel	2			20
34	570078/d	Sump Drain Cap Assy. with Magnetic Tip	1			4
35	570057/b	'O' Ring - Drain Cap	1			10
36	570054/g	Suction Filter Assy.	1			5

01-90 Crankcase RH



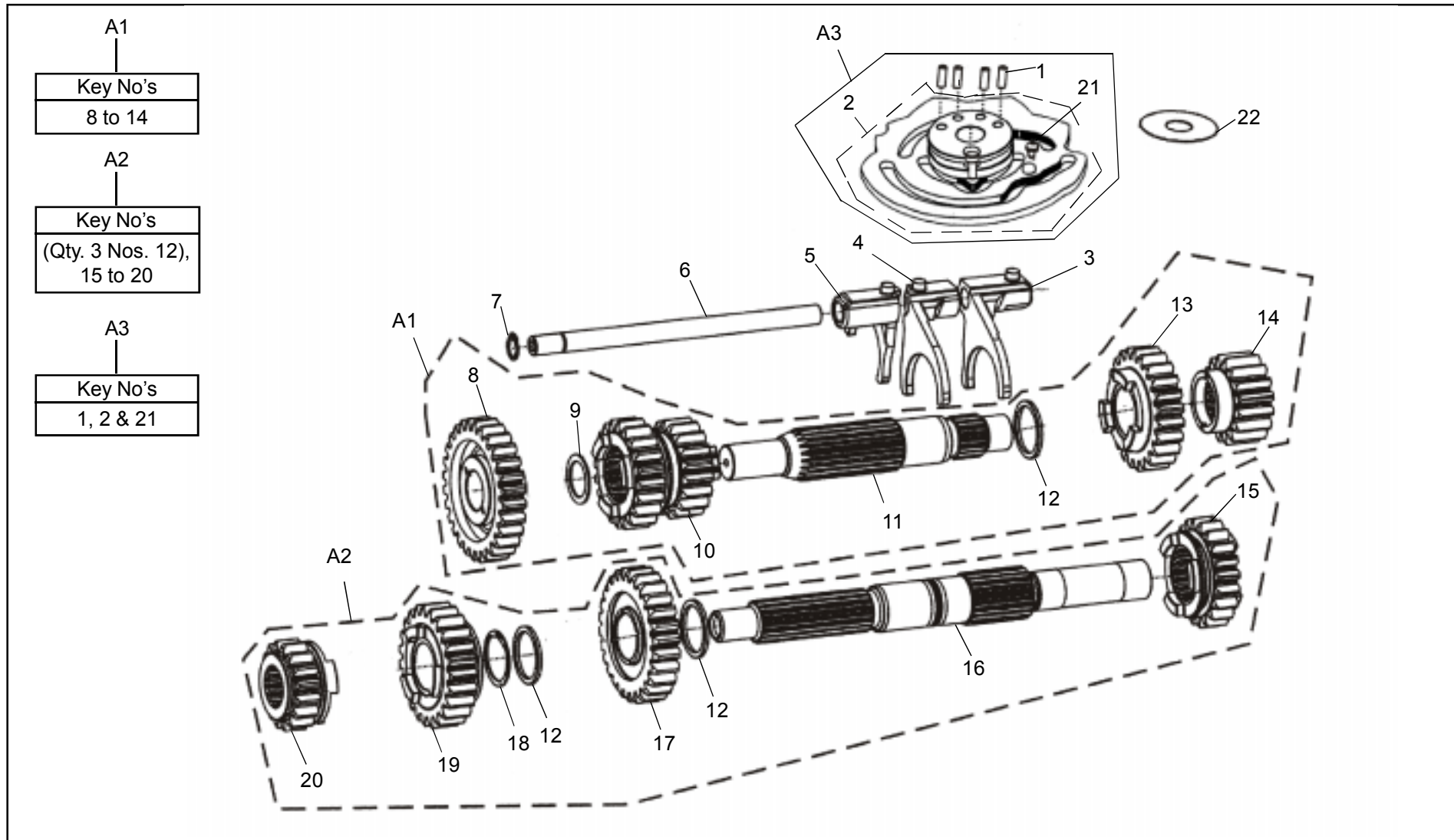
01-100 Gear Train Assembly (Anti Skip Mechanism)



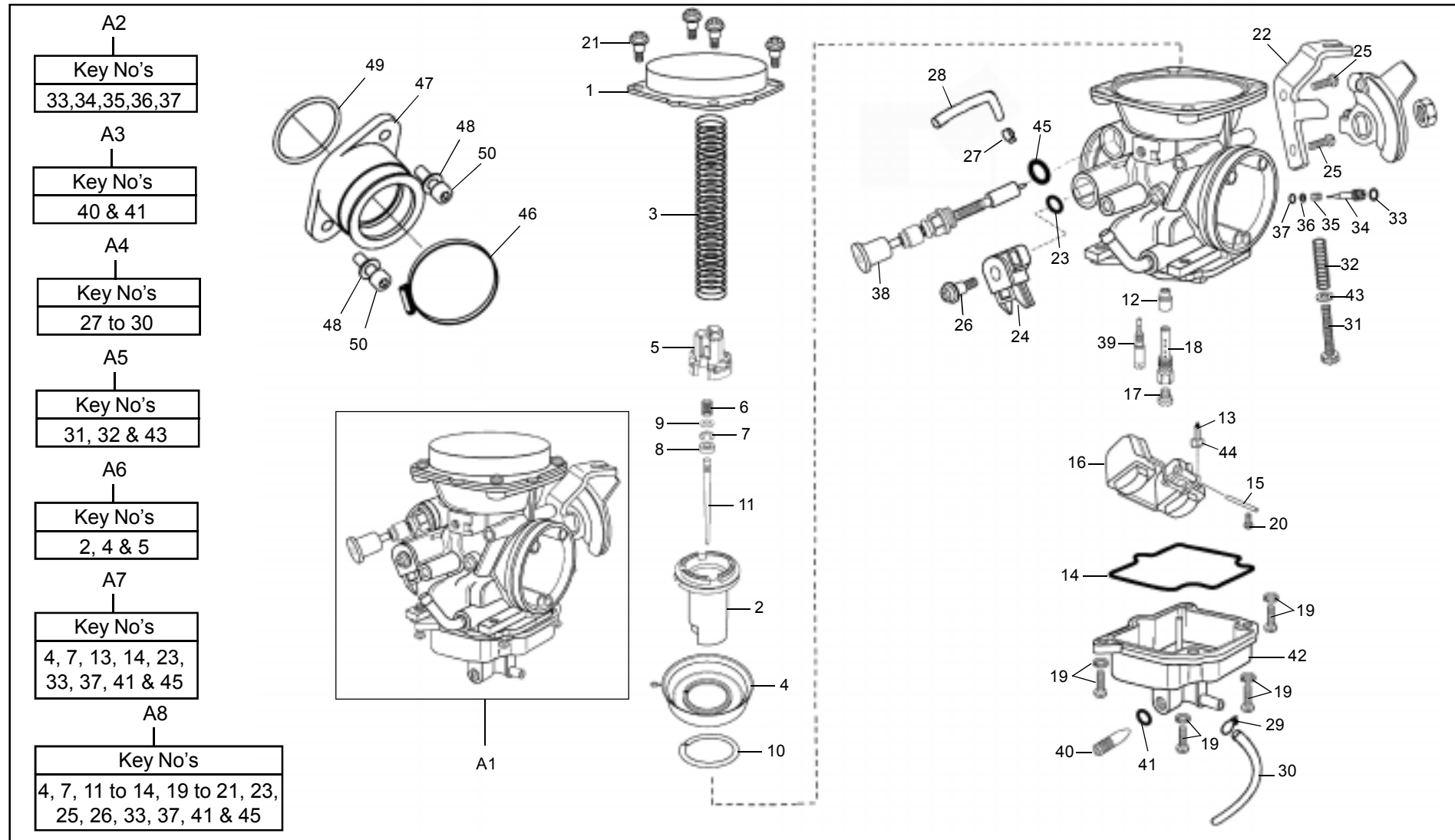
01-100 Gear Train Assembly (Anti Skip Mechanism)

KEY No.	Part Number	DESCRIPTION	QTY.	REFERENCE	REMARKS	MOQ Nos.
A1	570157	Lay Shaft Sub Assembly	1			1
A2	570158/b	Main Shaft Sub Assembly	1			1
A3	570706/b	Cam Plate, Neutral Pin with Rollers Complete UCE (Anti Skip Mechanism)	1			1
1	550075/a	Roller	4			12
2		Cam Plate Assy. (Anti Skip Mechanism)	1	570707/b	New Type, Served in Kit, Ref.A3	1
3	550091/f	Selector Fork	1			1
4	550081/f	Selector Fork (Short Centre)	1			1
5	550090/f	Selector Fork (Length Cut)	1			1
6	550078/a	Shaft, Selector Fork	1			2
7	550141	Circlip 10 N	1			20
8	570202/g	Assy., Layshaft 1st Gear	1			1
9	550030/c	Washer, Thrust MS & L	1			10
10	550011/c	Layshaft 3rd / 4th Gear	1			1
11	550216/d	Layshaft	1			1
12	550023/e	Washer, Thrust	3			5
13	570596/b	Assy., Layshaft 2nd Gear	1			1
14	550007/c	Layshaft High Gear	1			1
15	550008/b	Mainshaft 2nd Gear	1			1
16	570205/n	Mainshaft	1			1
17	570823/a	Assy., 4th Gear Main Shaft	1			1

01-100 Gear Train Assembly (Anti Skip Mechanism)



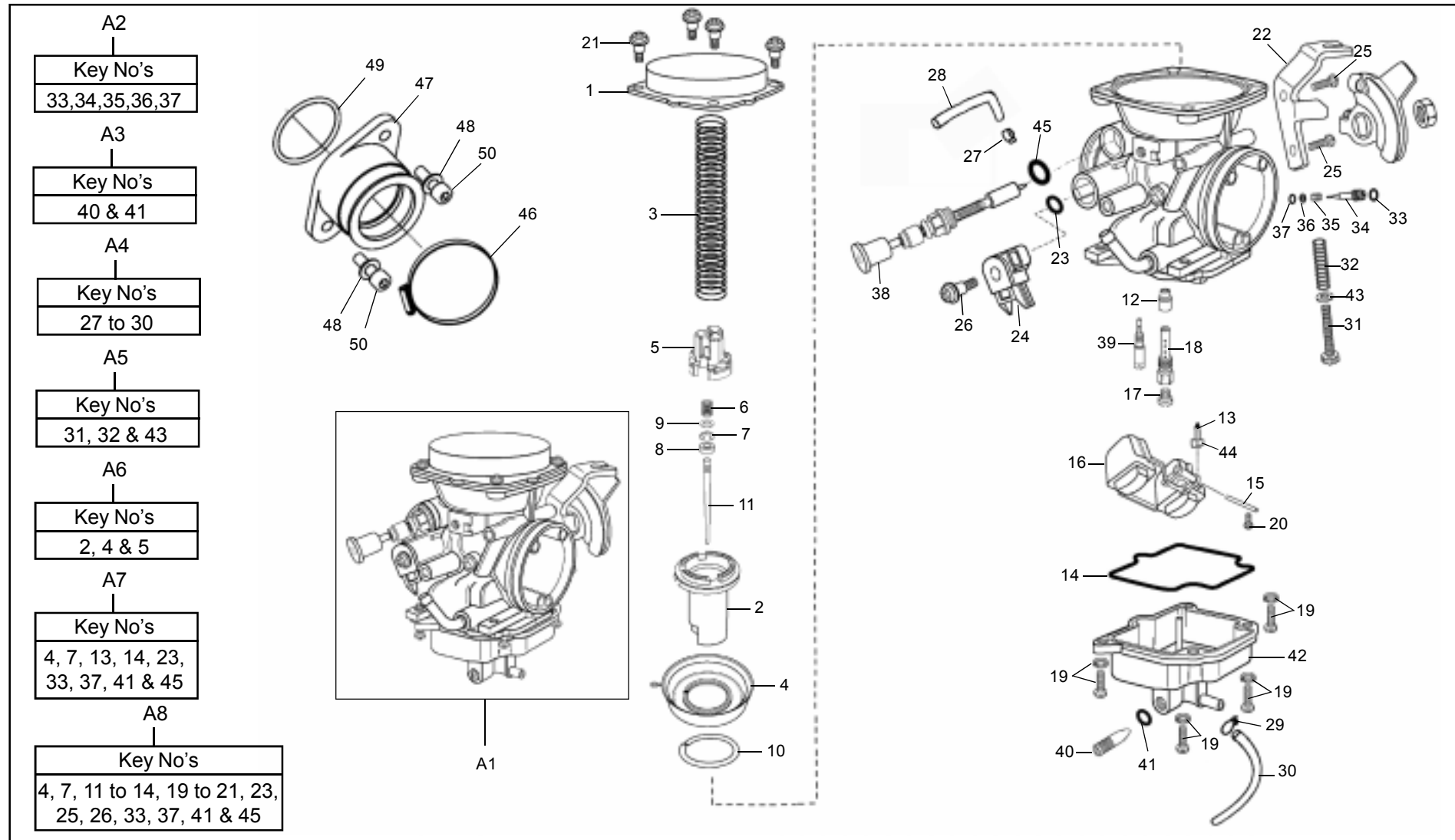
02-00 Carburetor (UCD 33)



02-00 Carburetor (UCD 33)

KEY No.	Part Number	DESCRIPTION	QTY.	REFERENCE	REMARKS	MOQ Nos.
A1	570889/d	UCD 33 Carburetor Complete Assembly	1			1
A2	888217	Mixture (Pilot) Screw Repair Kit	1			2
A3	888218	Drain Screw Kit	1			2
A4	888219	Drain & Vent Pipe Kit	1			2
A5	888220	Idle Screw Repair Kit	1			1
A6	888221	Piston Valve & Diaphragm Kit	1			2
A7	888222	Minor Kit - UCD Carburetor	1			1
A8	888223	Major Kit - UCD Carburetor	1			1
1	570900/a	Diaphragm Cover Top	1			2
2	570901/a	Piston Valve Assembly	1		Served in Kit, Ref. A6	1
3	570902/a	Spring (CO) Diaphragm	1			1
4	570903/a	Diaphragm	1		Served in Kit, Ref. A6, A7, A8	1
5	570904/a	Holder Needle	1		Served in Kit, Ref. A6	1
6	570905/a	Spring (JN) Needle	1			10
7	570906/a	E - Ring Jet Needle	1		Served in Kit, Ref. A7	10
8	570907/a	Ring (Shim)	1			10
9	570908/a	Washer (PV) Needle	1			20
10	570909/a	Ring (PV) Piston Valve	1			1
11	570910/a	Jet Needle (JN)	1		Served in Kit, Ref. A8	10
12	570911/a	Needle Jet (NJ) P-2M	1		Served in Kit, Ref. A8	10

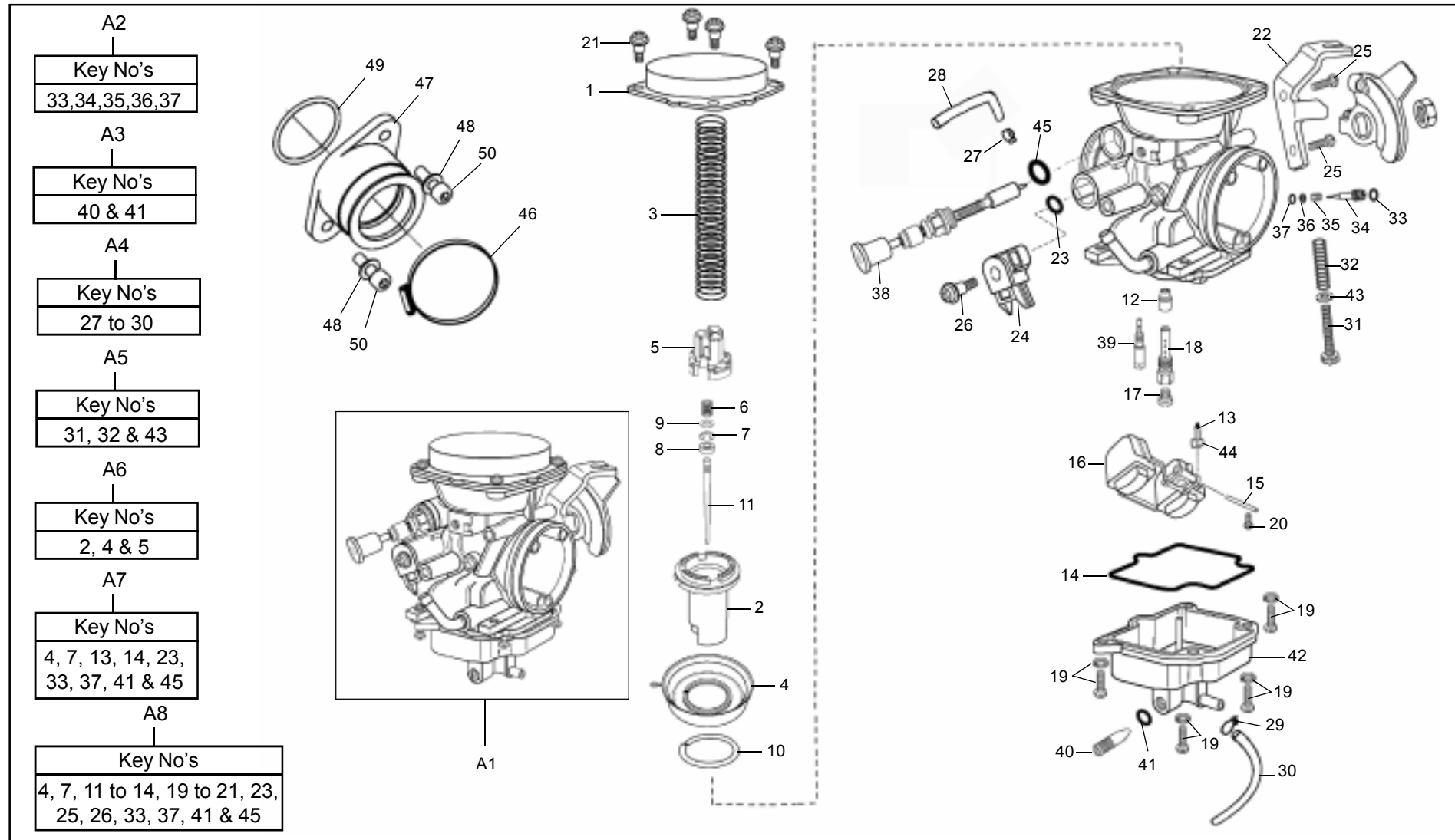
02-00 Carburetor (UCD 33)



02-00 Carburetor (UCD 33)

KEY No.	Part Number	DESCRIPTION	QTY.	REFERENCE	REMARKS	MOQ Nos.
13	570912/a	Needle Assy. Float	1		Served in Kit, Ref. A7, A8	1
14	570913/a	'O' Ring (FCB) Float Chamber	1			10
15	570914/a	Pin (Float)	1			2
16	570915/a	Float Assembly	1			1
17	570916/a	Main Jet (MJ-130)	1			1
18	570917/a	Jet Holder (MJ)	1			1
19	570918/a	Screw Assy. (FCB) Bowl Mounting with Washer	4		Served in Kit, Ref. A8	1
20	500847	Screw (Float)	1		Served in Kit, Ref. A8	1
21	570919/a	Screw (DH. Cover)	4		Served in Kit, Ref. A8	10
22	570920/a	Bracket (TH Cable)	1			1
23	570922/a	'O' Ring (TPS)	1		Served in Kit, Ref. A7, A8	10
24	570921/a	Throttle Position Sensor	1			1
25	570923/a	Screw Bracket (TH Cable)	2		Served in Kit, Ref. A8	10
26	570924/a	Screw (TPS) MTG.	1		Served in Kit, Ref. A8	10
27	570925/a	Clip (Air Vent Hose)	1		Served in Kit, Ref. A4	5
28	570926/a	Hose (Air Vent)	1		Served in Kit, Ref. A4	5
29	570874/a	Clip (Drain)	1		Served in Kit, Ref. A4	5
30	570927/a	Hose (Drain)	1		Served in Kit, Ref. A4	5
31	570928/a	Adjuster (Idle Screw)	1		Served in Kit, Ref. A5	1
32	570929/a	Spring (Idle Adjuster)	1		Served in Kit, Ref. A5	20

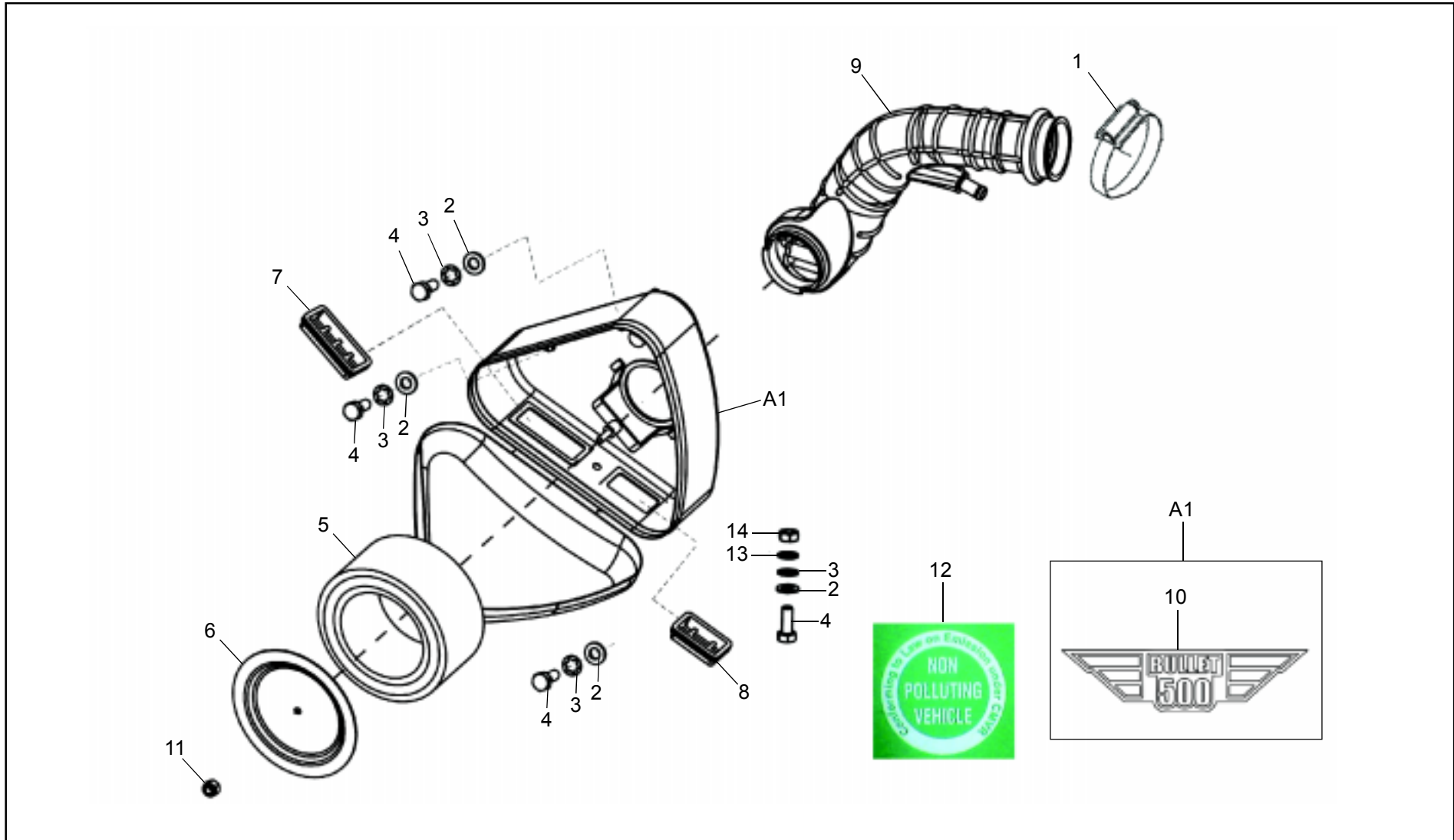
02-00 Carburetor (UCD 33)



02-00 Carburetor (UCD 33)

KEY No.	Part Number	DESCRIPTION	QTY.	REFERENCE	REMARKS	MOQ Nos.
33	570846/a	'O' Ring Mixture Screw (Head)	1		Served in Kit, Ref. A2, A8	10
34	570930/a	Adjuster (Pilot Screw)	1		Served in Kit, Ref. A2	1
35	500862	Spring (CO) (Pilot Screw)	1		Served in Kit, Ref. A2	10
36	500869	Washer (Pilot Screw)	1		Served in Kit, Ref. A2	20
37	500870/a	'O' Ring (Pilot Screw) Front	1		Served in Kit, Ref. A2, A7, A8	10
38	570931/a	Plunger Assembly Choke	1			1
39	570932/a	Pilot Jet - 15	1			1
40	570933/a	Drain Screw	1		Served in Kit, Ref. A3	2
41	570845/a	'O' Ring (Drain)	1		Served in Kit, Ref. A3, A7, A8	10
42	570934/a	Float Body Assy.	1			1
43	500856/a	Packing (Idle Screw)	1		Served in Kit, Ref. A5	20
44	570946/a	Clip (Needle Assy.)	1			10
45	570940/a	'O' Ring Plunger Assy. Choke	1		Served in Kit, Ref. A7, A8	1
46	570899/a	Clip Adaptor	1			1
47	570886/b	Adaptor (Carburetor to Cylinder Head)	1			1
48	144636/a	Copper Washer	2			10
49	521200/a	'O' Ring for Insulator and Adaptor	1			5
50	571206/a	Hex Socket Head Cap Screw M6 X 20	2		New Type, > Feb. '12	10

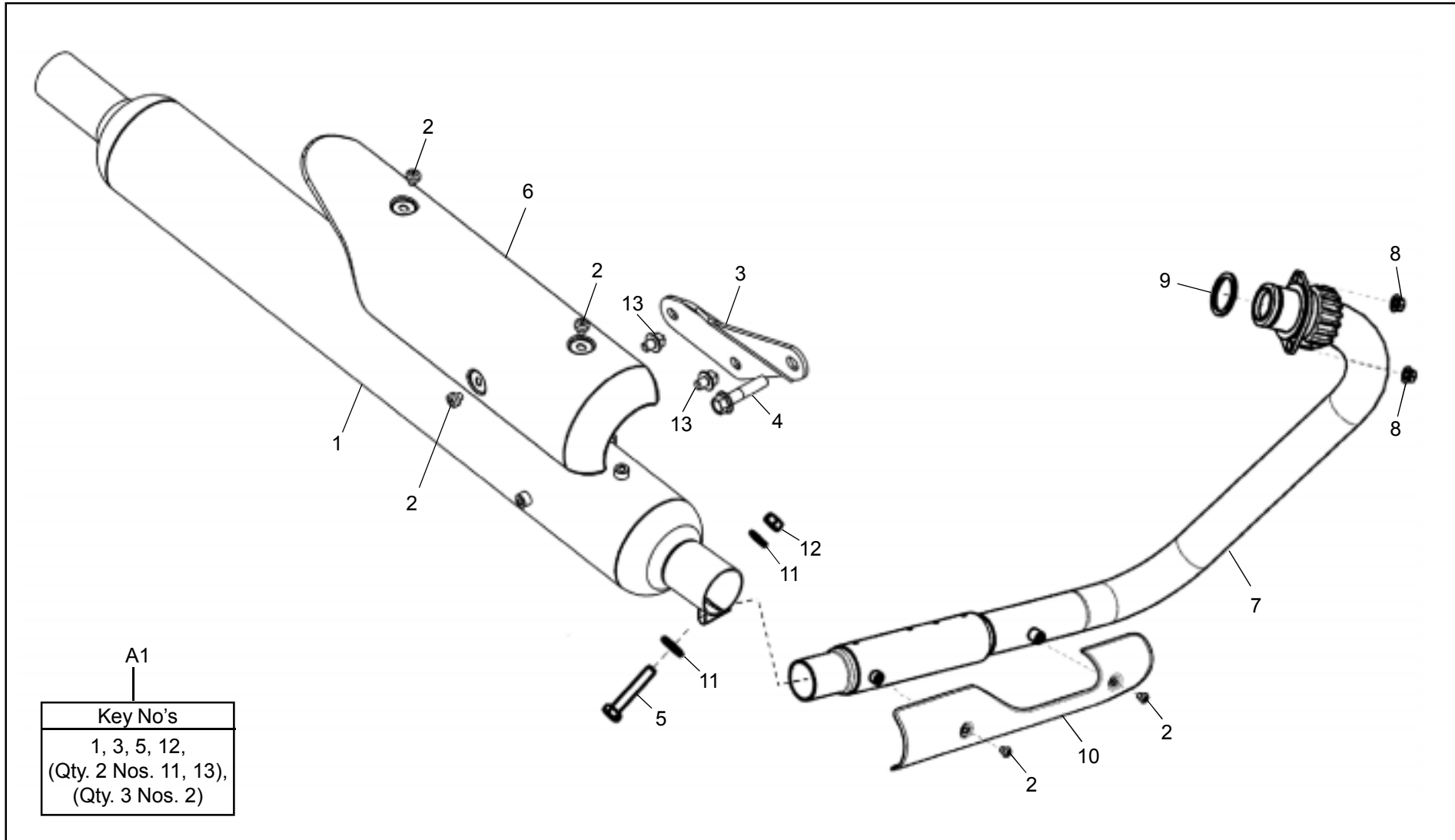
02-10 Air Filter



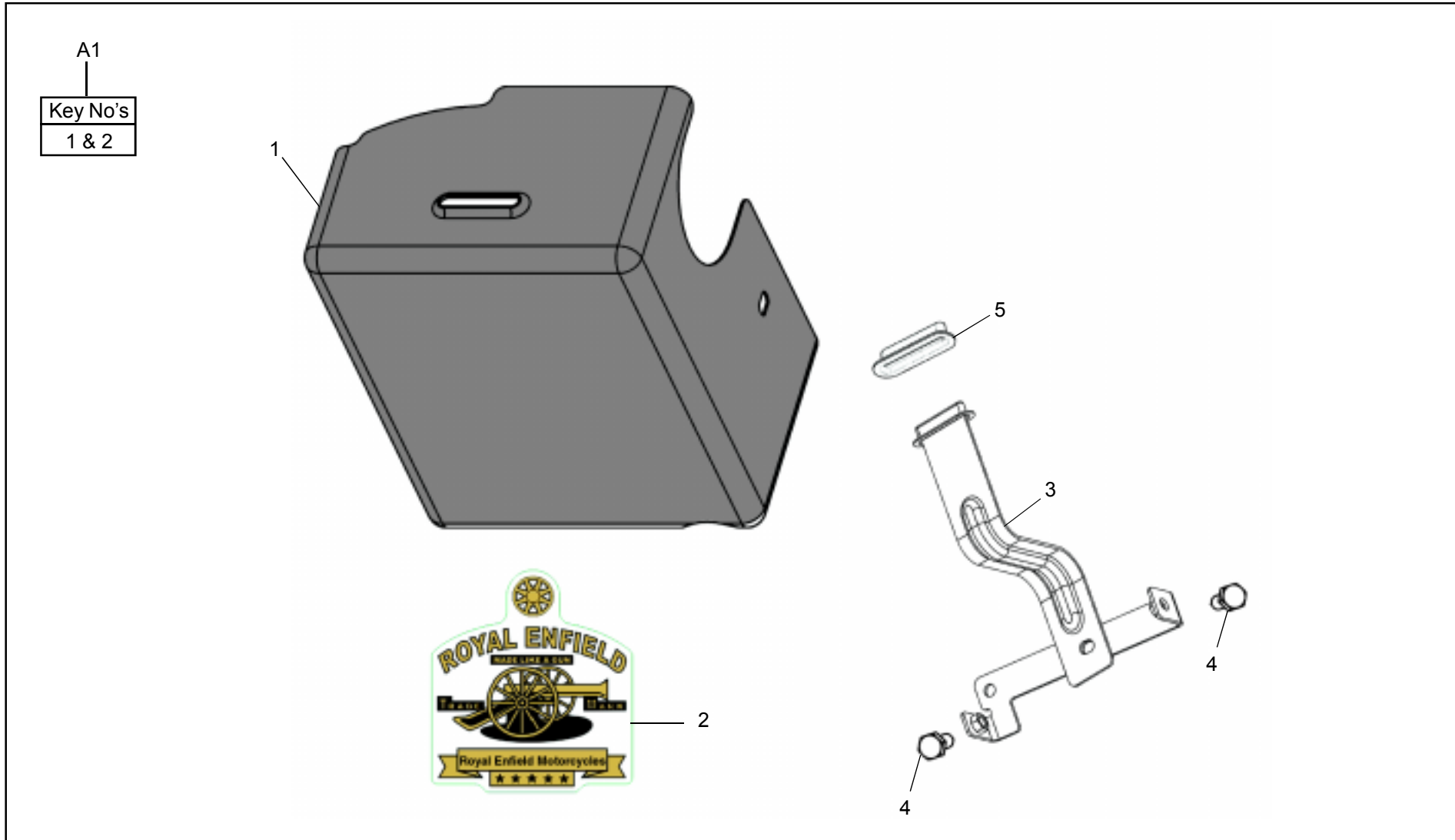
02-10 Air Filter

KEY No.	Part Number	DESCRIPTION	QTY.	REFERENCE	REMARKS	MOQ Nos.
A1	866091	Air Filter Box Assembly with Sticker (Jet Black)	1			1
	880004	Air Filter Box Assembly with Sticker (Forest Green)	1			1
1	500712/a	Hose Clip Dia 60 mm	1			1
2	586032/a	Punched Washer 6.4	4		SB - 687	50
3	586031/a	Lock Washer M6 Internal Teeth	4		Old No. 140129	50
4	591702/a	Hex Screw, M6 X 1 X 12	3			40
5	143548/a	Air Filter Element	1			1
6	801161	Retainer Top (Black) Cover Plate - Filter Element	1			1
7	581318/b	Intake Adaptor Long	1			1
8	581319/b	Intake Adaptor Short	1			1
9	581320/d	Tube Air Filter	1			1
10	584637/a	Sticker - Bullet 500	1			1
11	141060	Nut M6 X 1	1		New No. 593090/c	40
12	141560	Air Pollution Sticker	1			1
13	586035/a	Plain Washer M6	1			50
14	586021/a	Hex. Nut M6 X 1 X 7	1			40

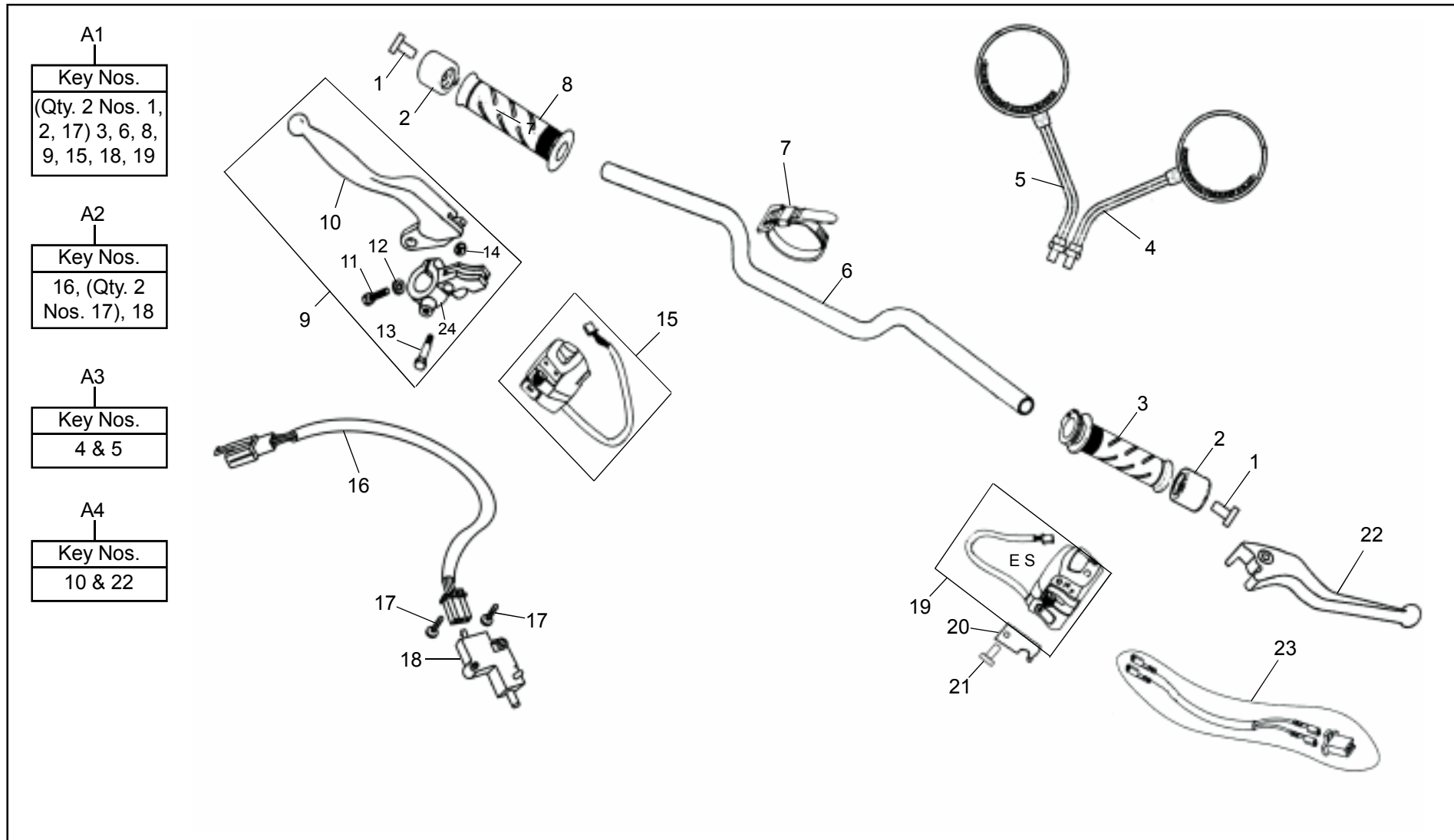
02-20 Silencer & Exhaust Pipe



02-30 Carburetor Cover



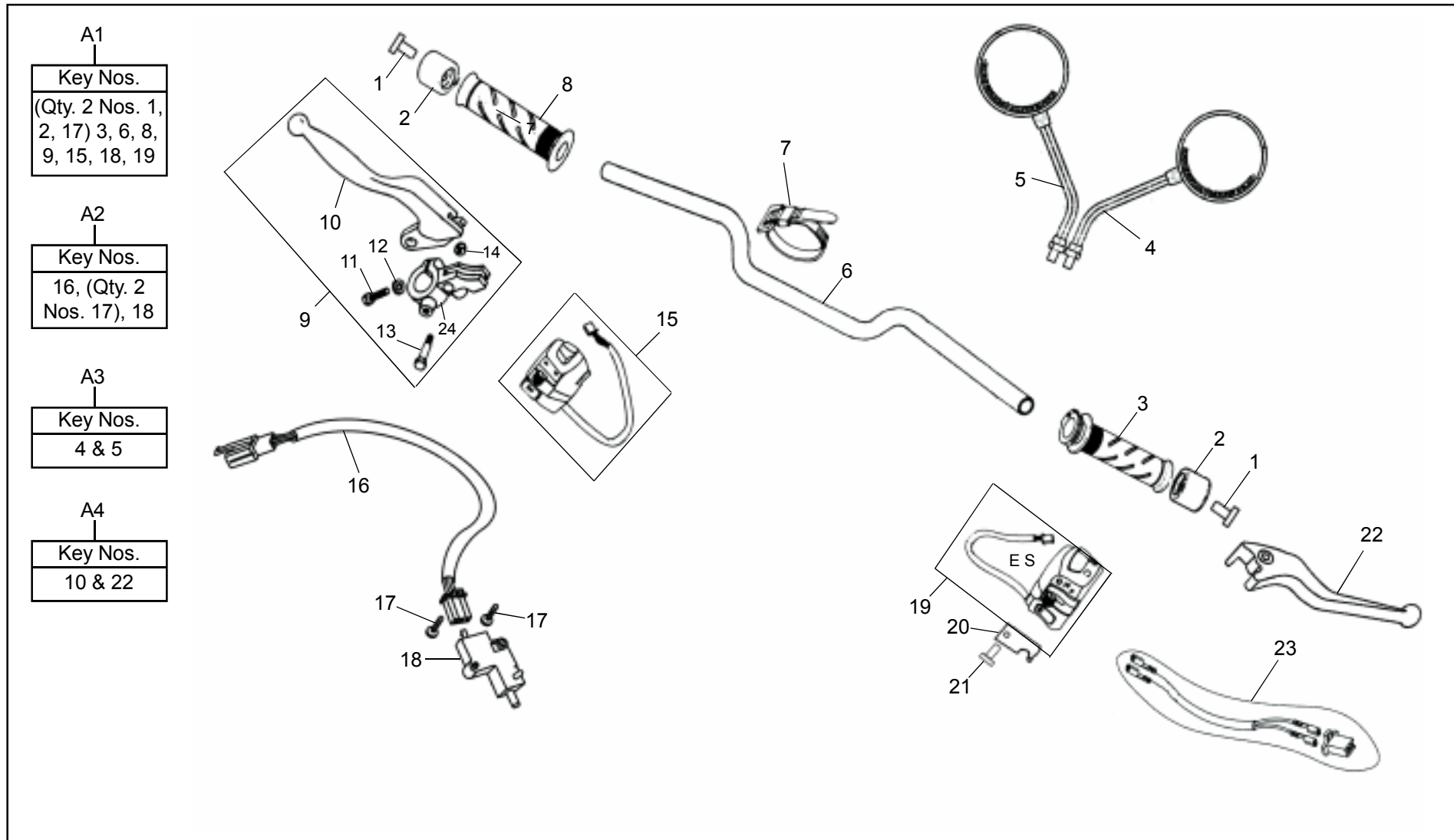
03-00 Handle Bar & Controls



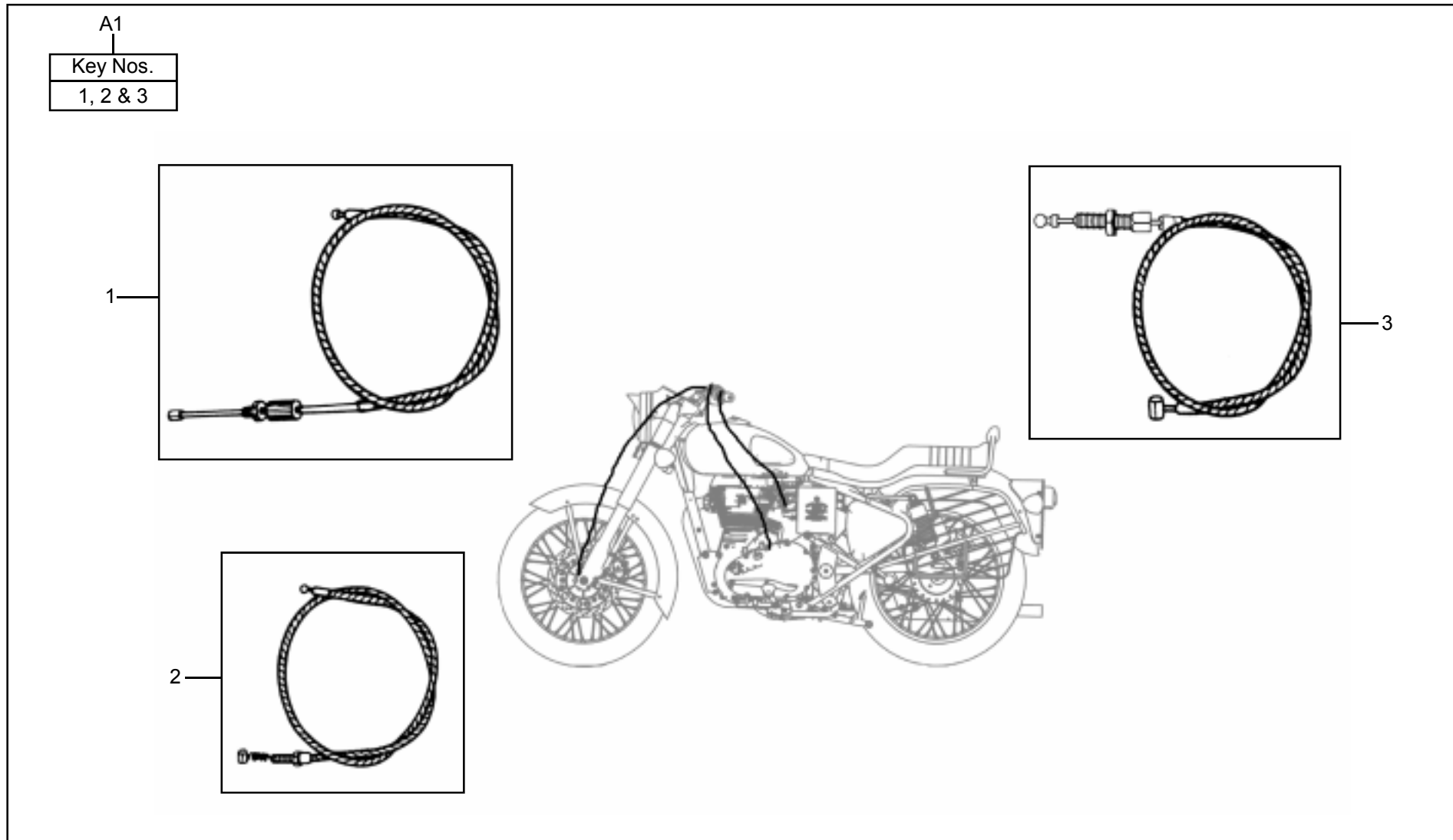
03-00 Handle Bar & Controls

KEY No.	Part Number	DESCRIPTION	QTY.	REFERENCE	REMARKS	MOQ Nos.
A1	592510/a	Handle Bar Assy. Complete	1			1
A2	888168	Clutch Switch Repair Kit	1			1
A3	597372	Rear View Mirror Kit (Bu 500 / Electra)	1			1
A4		Clutch and Front Brake Lever Kit - Disc (BBI)	1		Powder Coated Black	1
1	521202/a	Hand Grip Allen Screw M8 X 50 (Black)	2			10
2	521201/b	Damper Weight Handle (Black - Powder Coated)	2			2
3	146044/a	Grip Complete Throttle RH	1			1
4	540118/a	Rear View Mirror RH	1			1
5	540117/a	Rear View Mirror LH	1			1
6	145989/b	Handle Bar Complete (Pipe)	1			1
7	141162/c	Cable Strap 8"	4			40
8	521186/a	Grip LH	1			1
9	592150/a	Lever and Holder Assy. LH	1			2
10	592300/a	Clutch Lever LH, Black	1			1
11	591972	Screw	1			10
12	591973	Washer	1			10
13	591975	Stud Release Lever	1			1
14	591974	Nut Nyloc	1			10
15	580441/a	Swich Complete LH	1			1
16	147271/b	Add On Lead, Clutch Switch	1			1

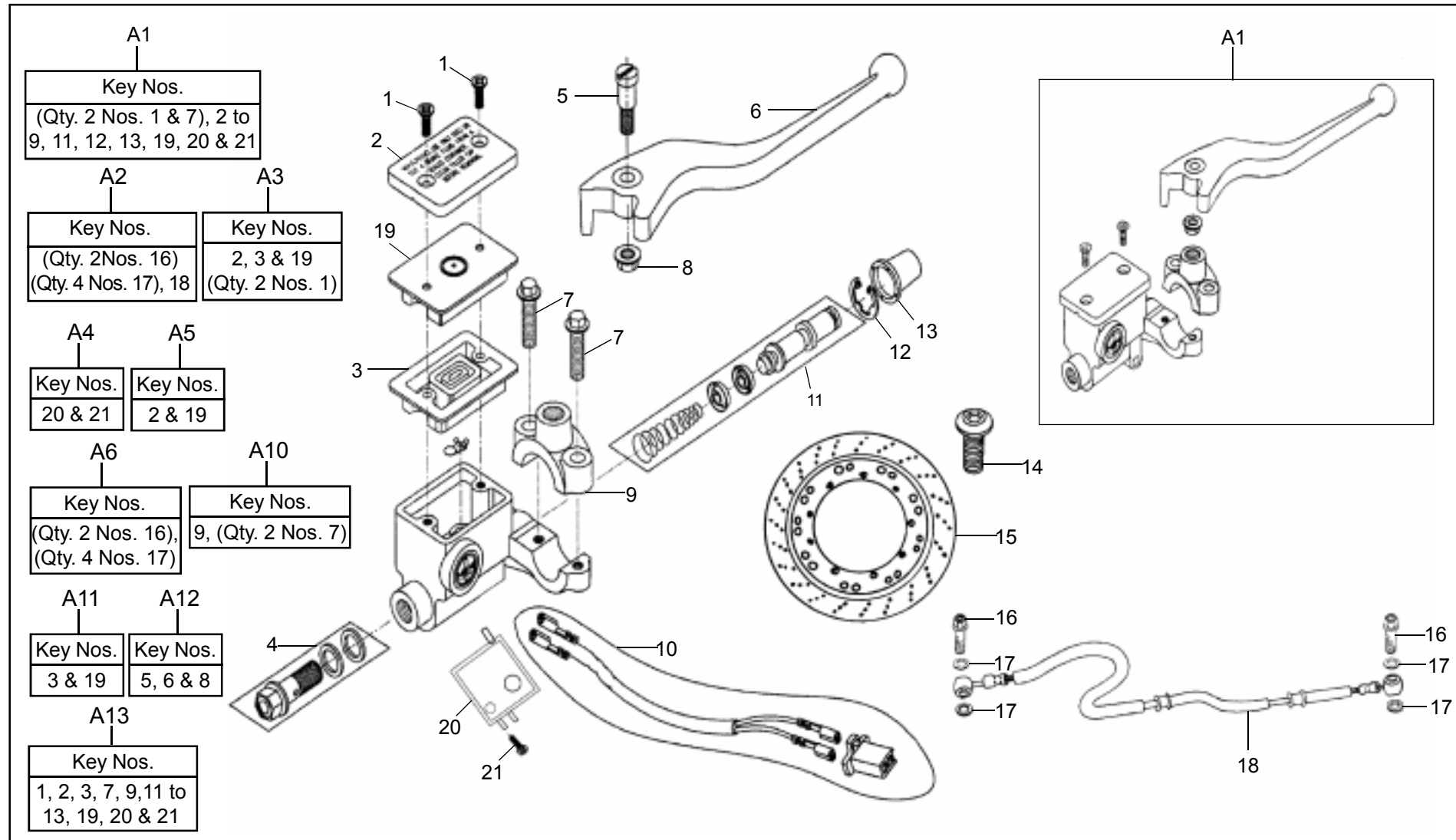
03-00 Handle Bar & Controls



03-10 Control Cables



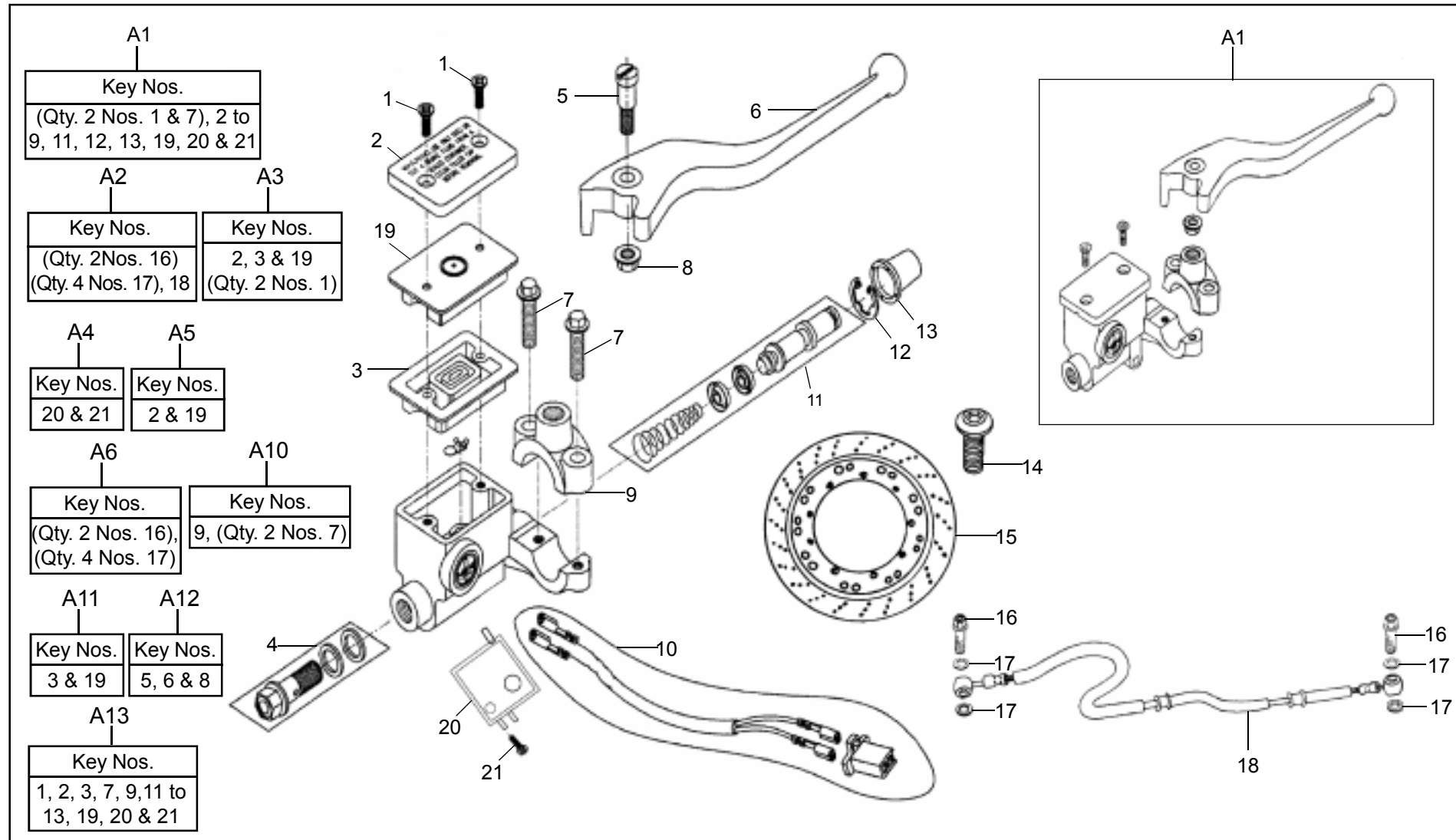
03-20 Master Cylinder Assembly (BBI)



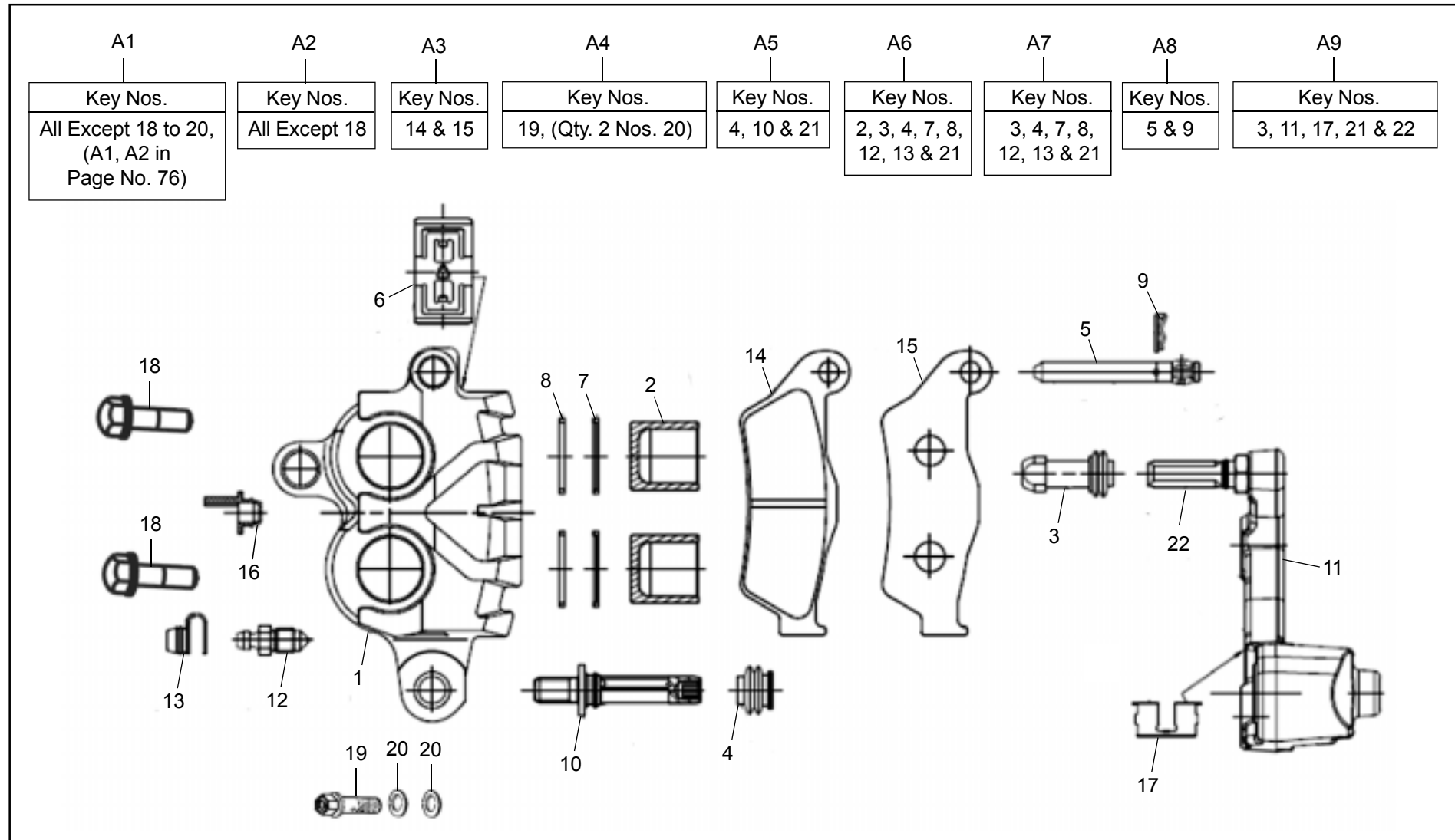
03-20 Master Cylinder Assembly (BBI)

KEY No.	Part Number	DESCRIPTION	QTY.	REFERENCE	REMARKS	MOQ Nos.
A1	147650/a	Master Cylinder Assy. Front (BBI)	1			1
A2		Brake Hose & Banjo Bolt Kit	1			1
A3	888009	Reservoir Cover Kit & Diaphragm	1			1
A4	594710/a	Switch Repair Kit Front Brake - (BBI)	1			1
A5	594712/a	Reservoir Cover Kit Front M/C	1			1
A6		Banjo Bolt Kit	1			1
A7	594705/a	Major Kit Front Master Cylinder Front M/C	1			1
A8	594706/a	Minor Kit Front Master Cylinder Front M/C	1			1
A9	594707/a	Oil Window Kit Front M/C	1			1
A10	594708/a	Clamp Kit Front M/C	1			1
A11	594709/a	Diaphragm Kit Front M/C	1			1
A12		Lever Brake Kit Front M/C - Black Powder Coated	1			1
A13		Master Cylinder without Brake Lever	1		Common	1
1		Csk. Philips Head Screw - Reservoir	2			10
2		Cover - Reservoir	1	592259/a	Served in Kit, Ref. A1	1
3		Diaphragm - (BBI)	1	592257/a		1
4		Banjo Bolt Kit (Master Cylinder Assembly)	1			2
5		Bolt - Handle Lever - NT	1			10
6		Lever Assy. Front Disc	1	592281/a		1
7		Screw Clamp - Front Disc	2			10

03-20 Master Cylinder Assembly (BBI)



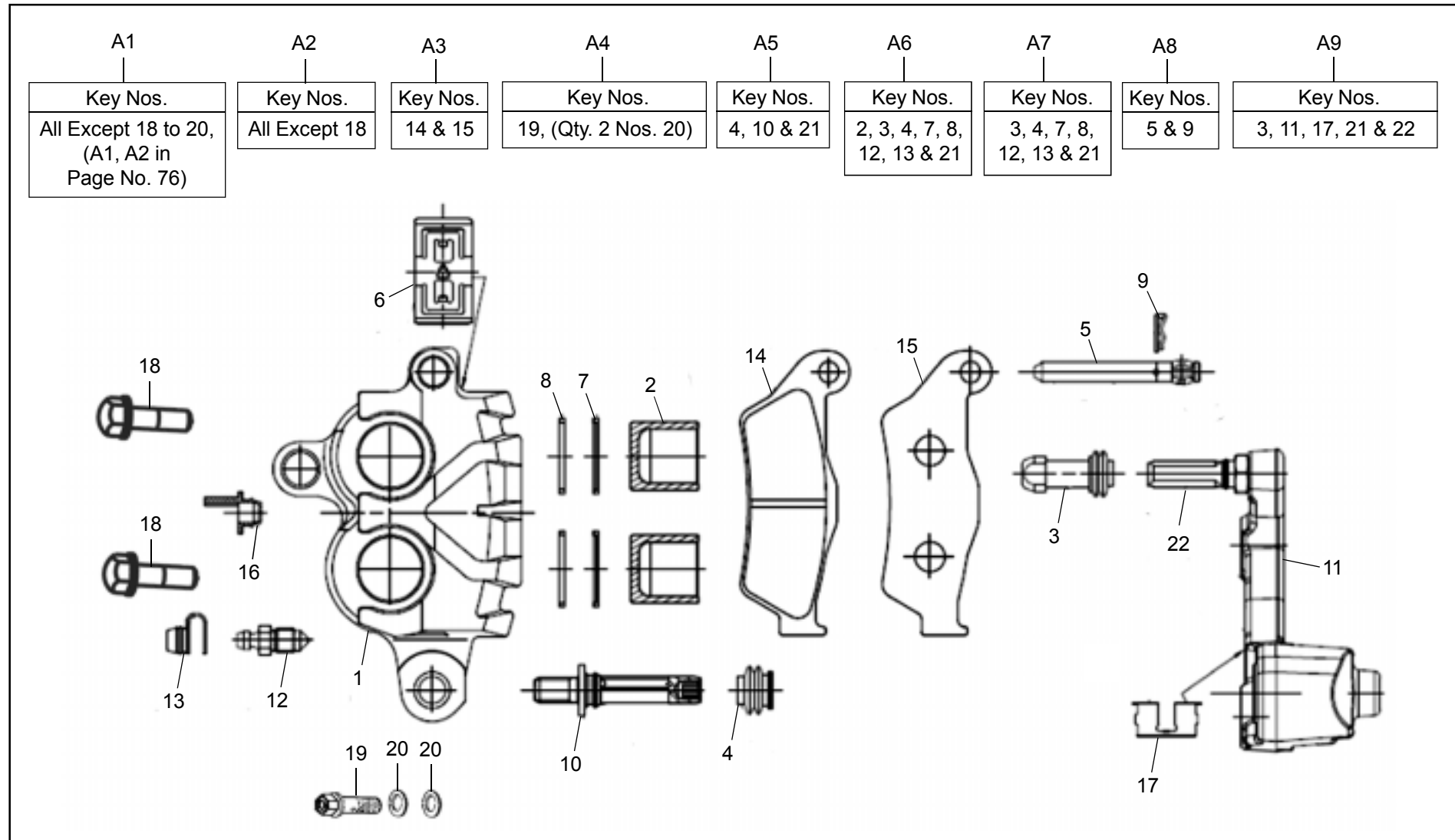
03-30 Caliper Assembly (BBI)



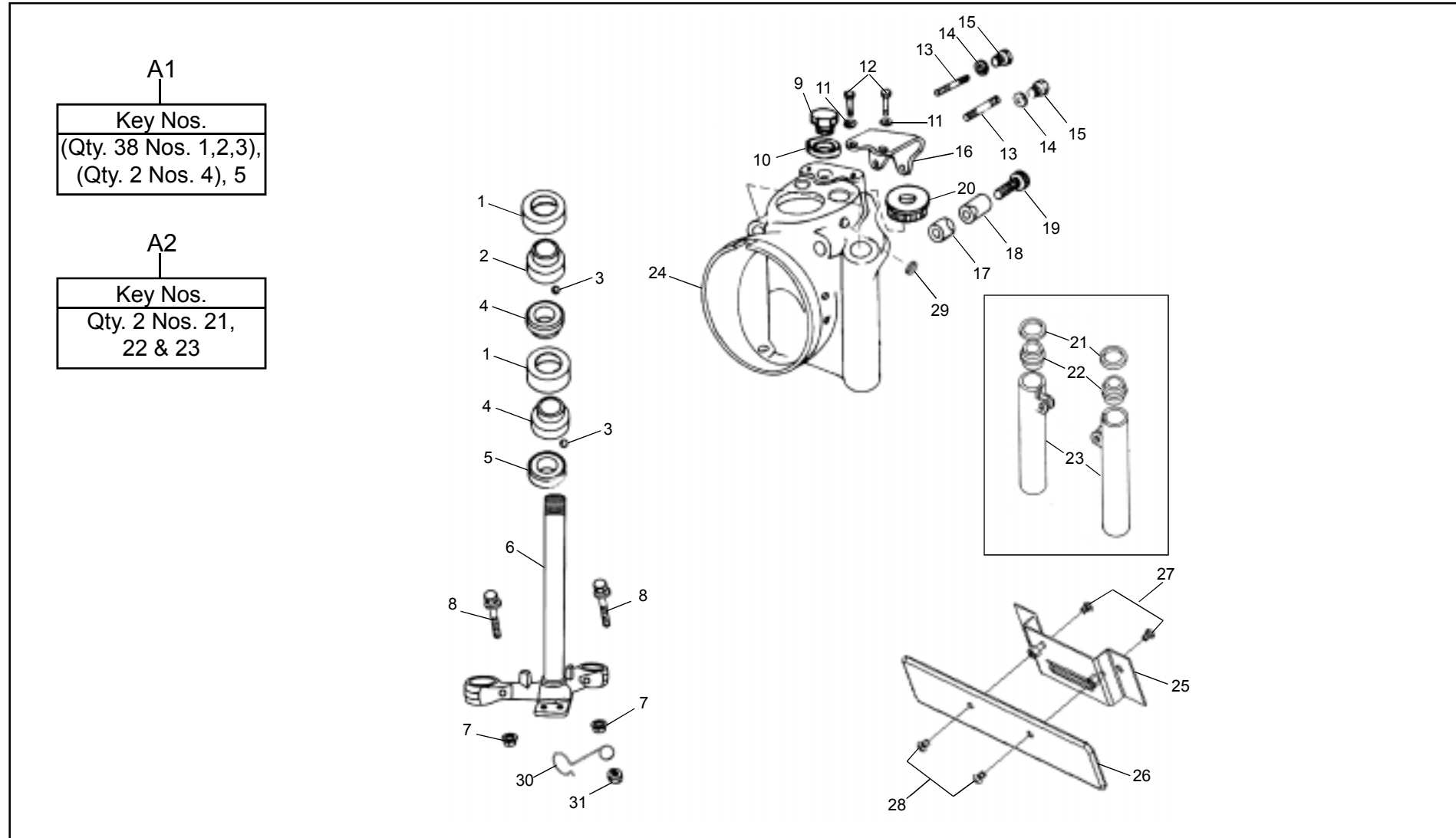
03-30 Caliper Assembly (BBI)

KEY No.	Part Number	DESCRIPTION	QTY.	REFERENCE	REMARKS	MOQ Nos.
A1	147866/b	Disc Brake Assembly Front - (BBI)	1			1
A2	147649/b	Caliper Assembly (BBI) - 2 X Dia 26	1			1
A3	594715/a	Disc Pad Kit Front - (BBI)	1			1
A4	594721/a	Banjo Bolt Kit (Disc Brake Caliper)	1			1
A5	594720/a	Primary Pin Kit Front Caliper - (BBI) - Thunderbird	1			1
A6	594713/a	Major Kit Front Caliper - (BBI)	1			1
A7	594714/a	Minor Kit Front Caliper - (BBI)	1			1
A8	594717/a	Pad Pin Kit Front Caliper - (BBI)	1			1
A9	594718/a	Bracket Sub Assy. Front Caliper	1			1
1		Caliper Body Front Kit	1	594623/a	N.S., Served in Kit, Ref. A2	1
2		Piston - Front Caliper (Dia 26)	2	594624/a	N.S., Served in Kit, Ref. A6	
3		Insulator FR Disc	1	594625/a	N.S., Served in Kit, Ref. A6,A7,A9	
4		Dust Cover FR Disc	1	594626/a	N.S., Served in Kit, Ref. A6, A7	
5		Pin Sub Assembly FR Disc	1	594627/a	N.S., Served in Kit, Ref. A8	
6	592256/a	Spring Pad FR Disc	1			10
7		Scrapper Ring FR Disc	2	594628/a	N.S., Served in Kit, Ref. A6, A7	
8		Seal FR Disc	2	594629/a	N.S., Served in Kit, Ref. A6, A7	
9		Clip Special FR Disc	1	594632/a	N.S., Served in Kit, Ref. A8	
10		Primary Pin FR Disc	1	594737/a	N.S., Served in Kit, Ref. A5	
11		Caliper Bracket Assembly Front Disc	1	594738/a	N.S., Served in Kit, Ref. A9	

03-30 Caliper Assembly (BBI)



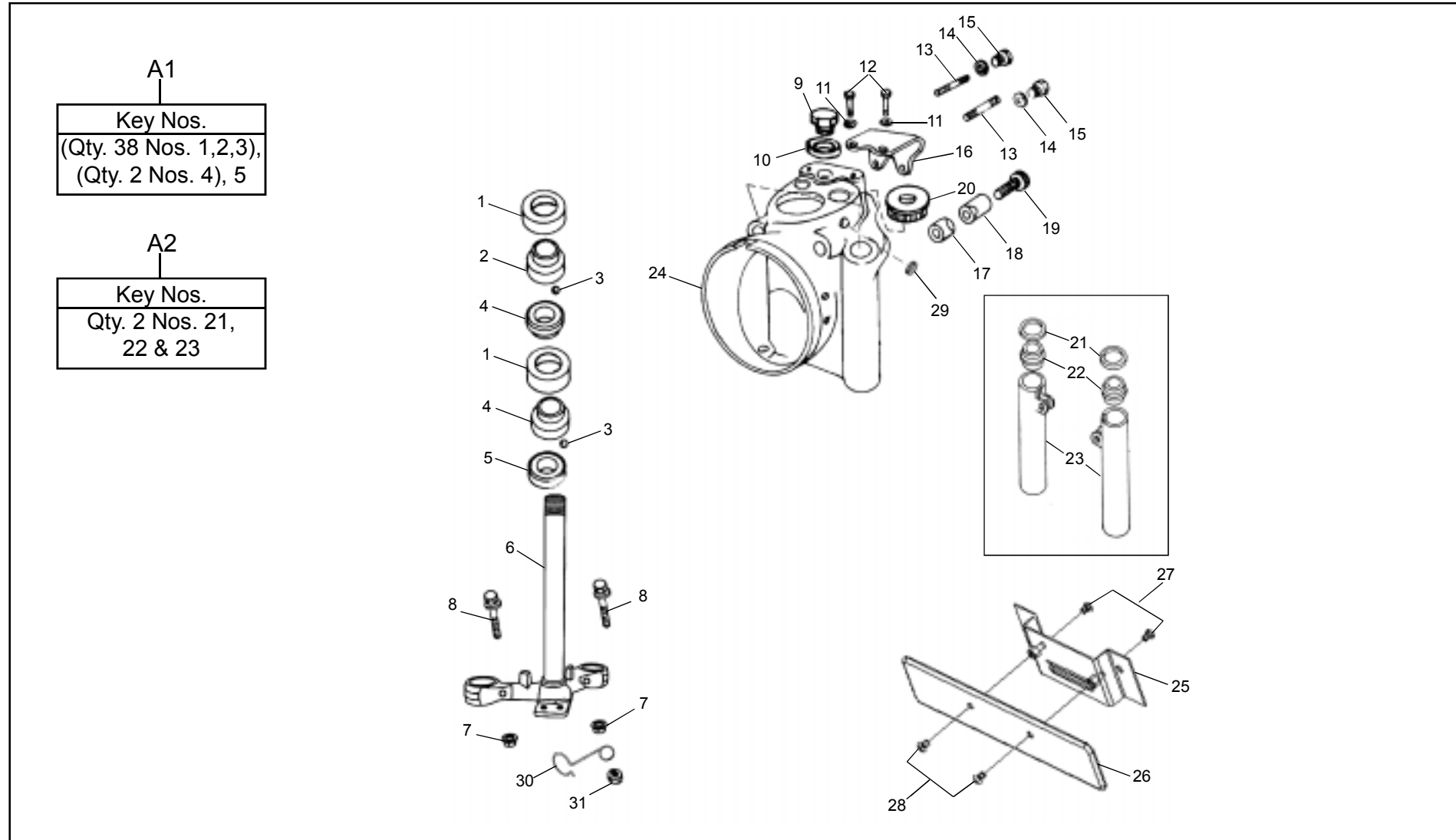
03-40 Head Lamp Casing



03-40 Head Lamp Casing

KEY No.	Part Number	DESCRIPTION	QTY.	REFERENCE	REMARKS	MOQ Nos.
A1	597204	Ball Race Kit with Cover	1			1
A2		Rubber Spacer, Bush & Cover Tube Kit (Black)	1			1
1	145446/a	Cover	1			20
2	144583/e	Ball Race, Head Lamp Casing	1			1
3	140201	Ball Dia 6.35	19			50
4	144582/e	Ball Race, Frame	2			1
5	144581/e	Ball Race, Crown	1			2
6	801275	Steering Stem Assembly	1		Black Powder Coated	1
7	586005/a	Flanged Hex. Nut M8 X 7.7 X 8	2			10
8	586072/a	Flanged Hex. Bolt M8 x 75	2			20
9	110116/c	Stem Lock Nut	1			1
10	140189/3	Plain Washer	1			10
11	146610/a	Plain Washer	2			10
12	146032/a	Hex. SS Bolt (304 Grade) M8 X 25	2			10
13	143818/1	Stud, M8 X 32	2			10
14	140206/5	Plain Washer	2			10
15	143825/1	Nut	2			10
16	140202/c	Handle Bar Clip	1			1
17	147561/a	Sleeve	1			1
18	140196/d	Sleeve, Plain	1			1

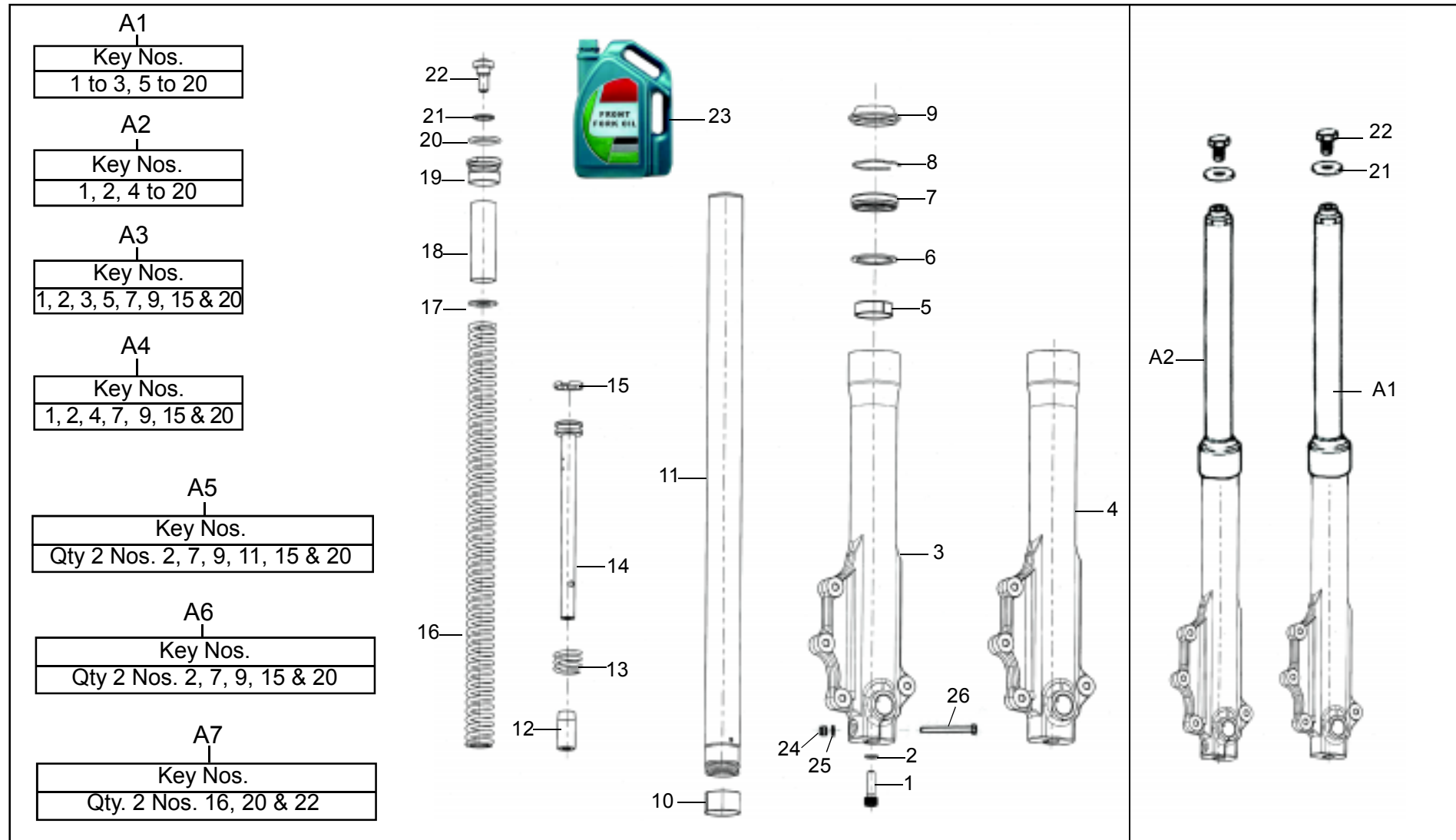
03-40 Head Lamp Casing



03-40 Head Lamp Casing

KEY No.	Part Number	DESCRIPTION	QTY.	REFERENCE	REMARKS	MOQ Nos.
19	147560/a	Hex. Socket Head Cap Screw M10 X 1.5 X 35	1			10
20	592248/a	Adaptor Ignition Switch	1			1
21	140193/b	Rubber Spacer	2			14
22	143906/b	Cover Tube Bush	2			2
23	855019	Cover Tube (Jet Black)	2			2
	880006	Cover Tube (Forest Green - 2013)	2			2
24	801604	Head Lamp Casing (Jet Black)	1			1
	880005	Head Lamp Casing (Forest Green - 2013)	1			1
25	866008	RR Cover Complete with Sticker, Black	1			1
26	845021	Front Number Plate (Milky White)	1			1
27	145882/a	Cross Recessed Pan Head Screw M6 X 14	2			20
28	147896/a	Phillips Pan Head Screw M6 X 1.0 X 6	2			10
29	140872/b	Grommet	2			2
30	560516/a	Clamp Holder	1			10
31	142182	Hex. Nut Nyloc Insert M8	2			20

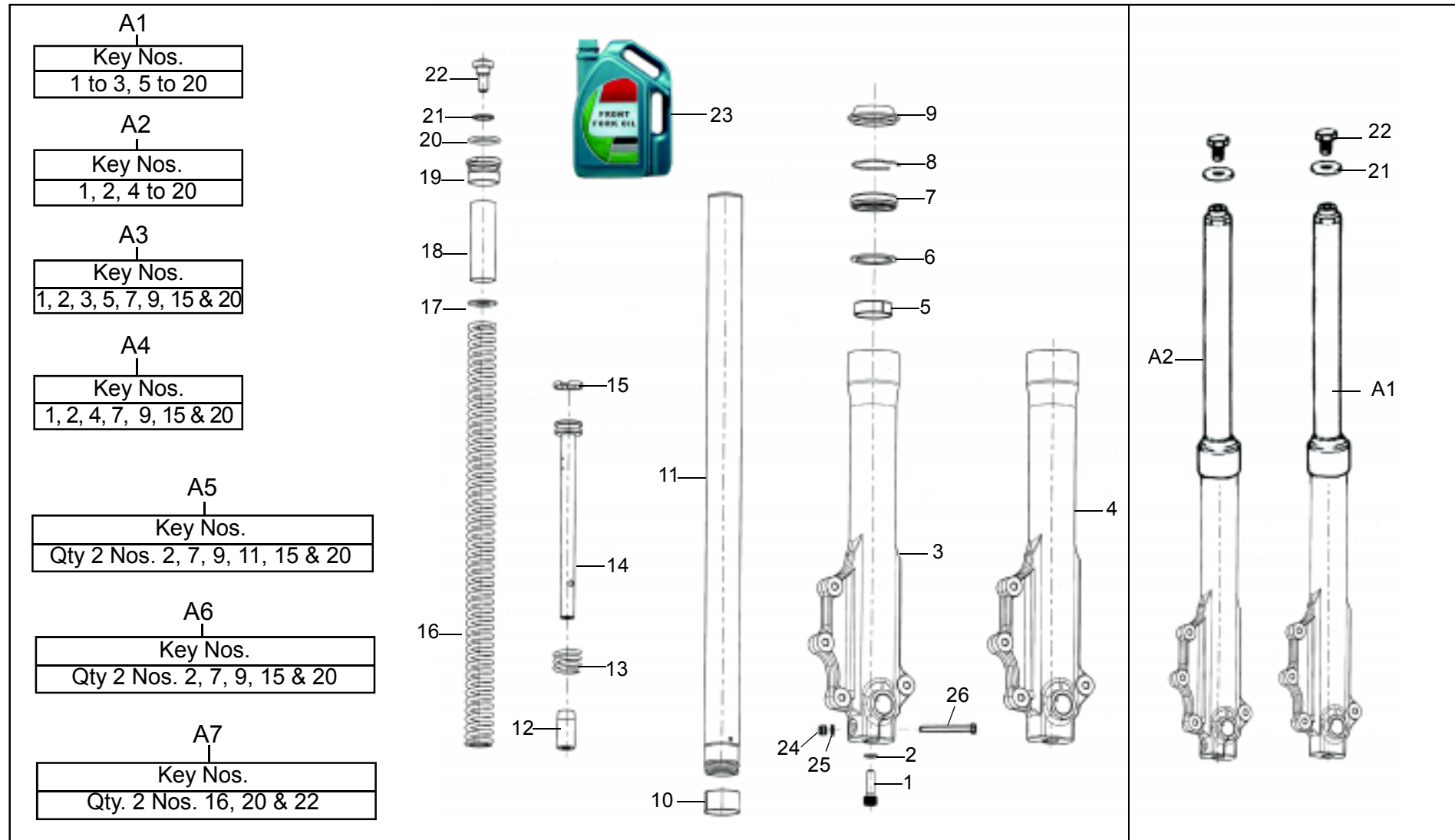
03-50 Front Fork (In Line Fork Assembly)



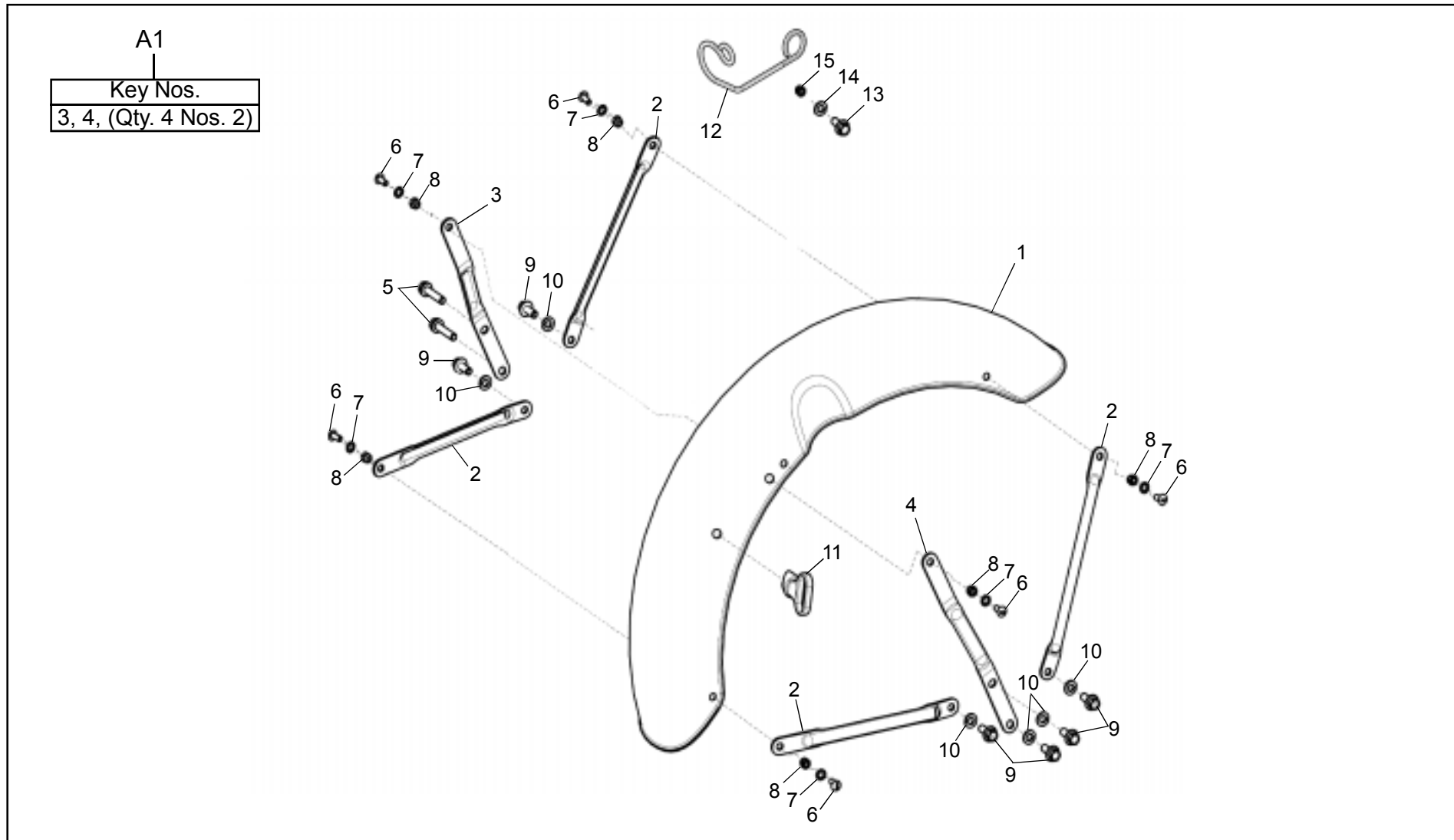
03-50 Front Fork (In Line Fork Assembly)

KEY No.	Part Number	DESCRIPTION	QTY.	REFERENCE	REMARKS	MOQ Nos.
A1	593151/b	Fork Leg Assembly RH	1		w.e.f. Sept' 2011	1
A2	593152/b	Fork Leg Assembly LH	1		w.e.f. Sept' 2011	1
A3	888042	Outer Tube M/C - RH- Sub Assembly Kit, Classic	1			1
A4	888043	Outer Tube M/C - LH- Sub Assembly Kit, Classic	1			1
A5	888040	Fork Pipe Spining Replacement Kit, Classic	1		Qty to be Packed 2 Nos.	1
A6	888044	Fork Oil Seal, 'O' Ring & Piston Ring Kit	1			1
A7	888041	Main Spring Front Fork Replacement Kit	1			1
1	147077/a	Socket Headed Bolt	2			10
2	147074/a	Copper Packing Washer	2			10
3	593149/a	Outer Tube M/C - RH (Fork End)	1			1
4	593150/a	Outer Tube M/C - LH (Fork End)	1			1
5		Guide Bush	2	593992/a	N.S., Ref.A1, A2	
6		Plain Washer Big	2	593994/a	N.S., Ref.A1, A2	
7	147632/a	Oil Seal - LH & RH Front Fork	2			2
8		Oil Seal Stopper - LH & RH	2	147631/a	N.S., Ref.A1, A2	
9	147630/a	Dust Seal - LH & RH	2			2
10		Slide Bush	2	593993/a	Served in Kit, Ref. A5 & 11	
11	593990/a	Fork Pipe Spining - Inline Fork	2		Non Thread Type	2
12		Cap Oil Lock (Spindle Tapper)	2	147078/a		1
13		Rebound Spring	2	147090/a	N.S., Ref.A1, A2	

03-50 Front Fork (In Line Fork Assembly)



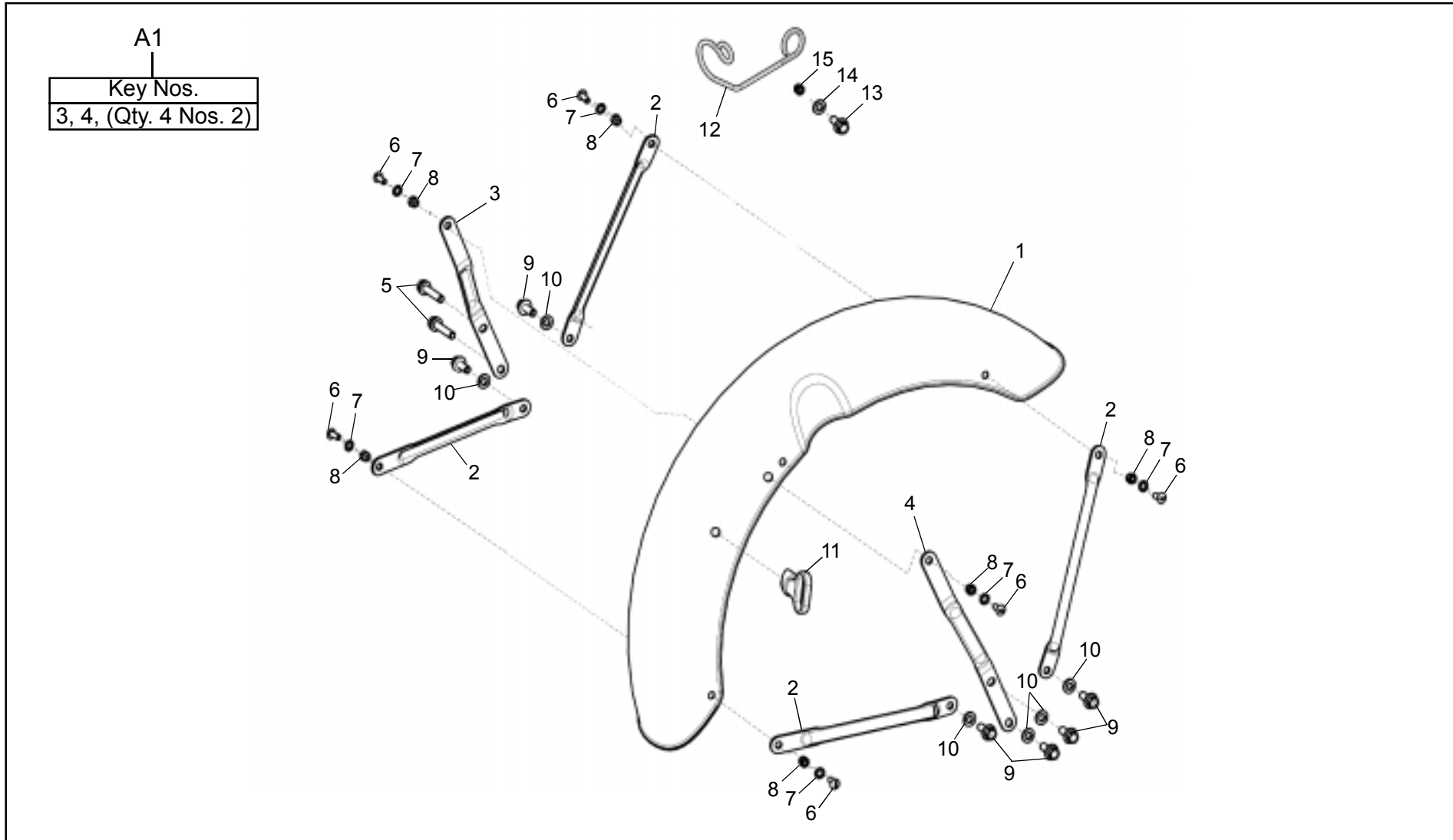
03-60 Front Mudguard (In Line Fork Type)



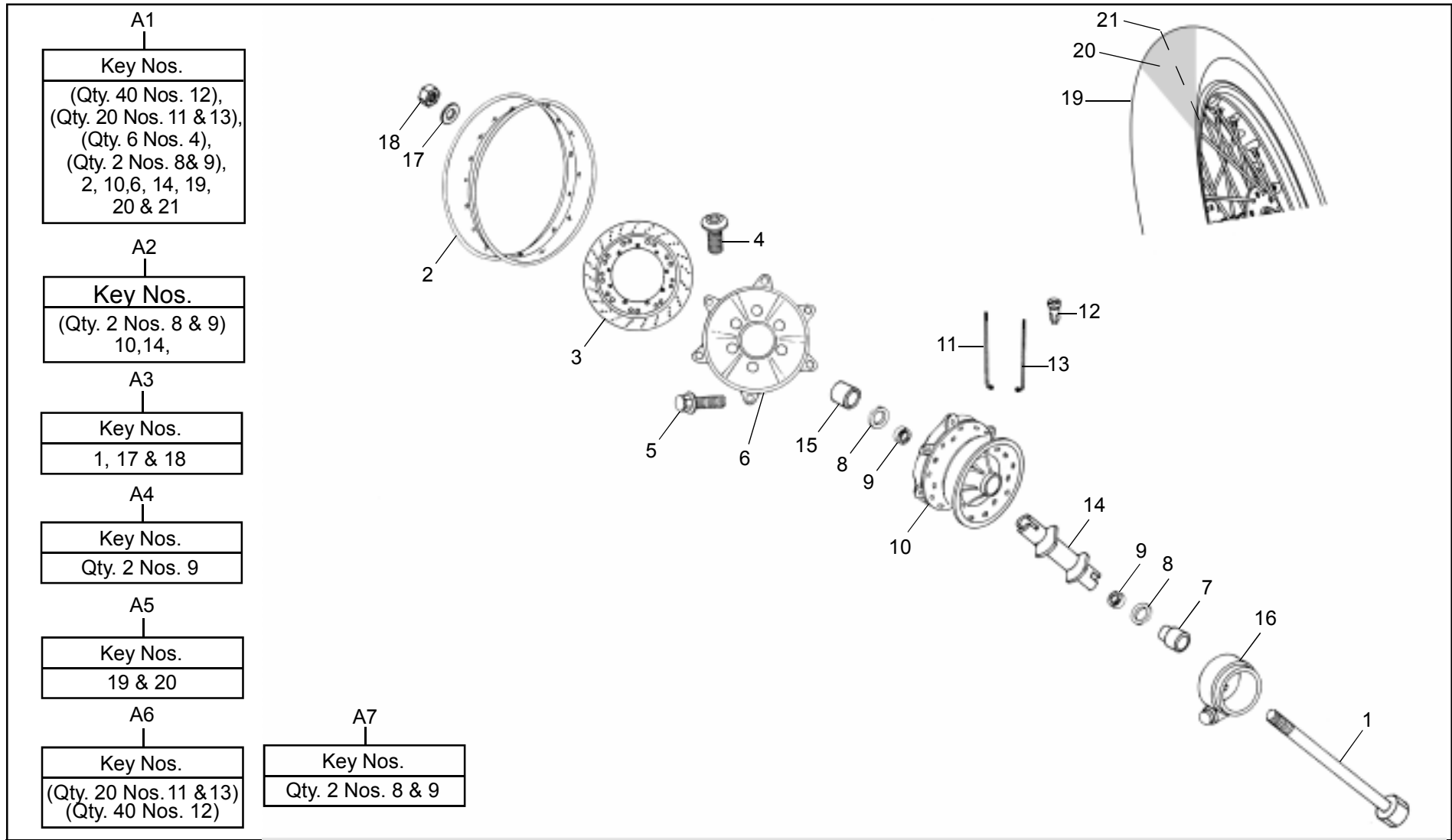
03-60 Front Mudguard (In Line Fork Type)

KEY No.	Part Number	DESCRIPTION	QTY.	REFERENCE	REMARKS	MOQ Nos.
A1	888228	Front Mudguard Stay Kit Inline Fork Type (Jet Black)	1			1
	888229	Front Mudguard Stay Kit Inline Fork Type (Forest Green - 2013)	1			1
1	855020	Mudugard Front (Jet Black)	1		19" Front Wheel	1
	880007	Mudugard Front (Forest Green - 2013)	1		19" Front Wheel	1
2	855021	Mudguard Stay Front & Rear (Jet Black)	4		19" Front Wheel	4
	880008	Mudguard Stay Front & Rear (Forest Green - 2013)	4		19" Front Wheel	4
3	855022	Mudguard Stay Center LH (Jet Black)	1		19" Front Wheel	2
	880009	Mudguard Stay Center LH (Forest Green - 2013)	1		19" Front Wheel	2
4	855023	Mudguard Stay Center RH (Jet Black)	1		19" Front Wheel	2
	880010	Mudguard Stay Center RH (Forest Green - 2013)	1		19" Front Wheel	2
5	593000/b	Hex. Flanged Bolt M8 X 1.25 X 38	2			10
6	593005/a	Slotted Screw M6 X 15	6			20
7	586031/a	Lock Washer M6 Internal Teeth	6		Old No. 140129	50
8	141060	Hex. Nut	6		New No. 586029/a	10
9	586002/a	Flanged Hex. Bolt M8 X 20	6			20
10	586038/a	Spring Washer M8	6			10
11	142532/b	Cable Guide - Rubber	1			1
12	560516/a	Wire Clamp - Disc Hose	1			20
13	145882/a	Cross Recessed Pan Head Screw M6 X 14	1			10
14	586032/a	Plain Washer M6	1			10

03-60 Front Mudguard (In Line Fork Type)



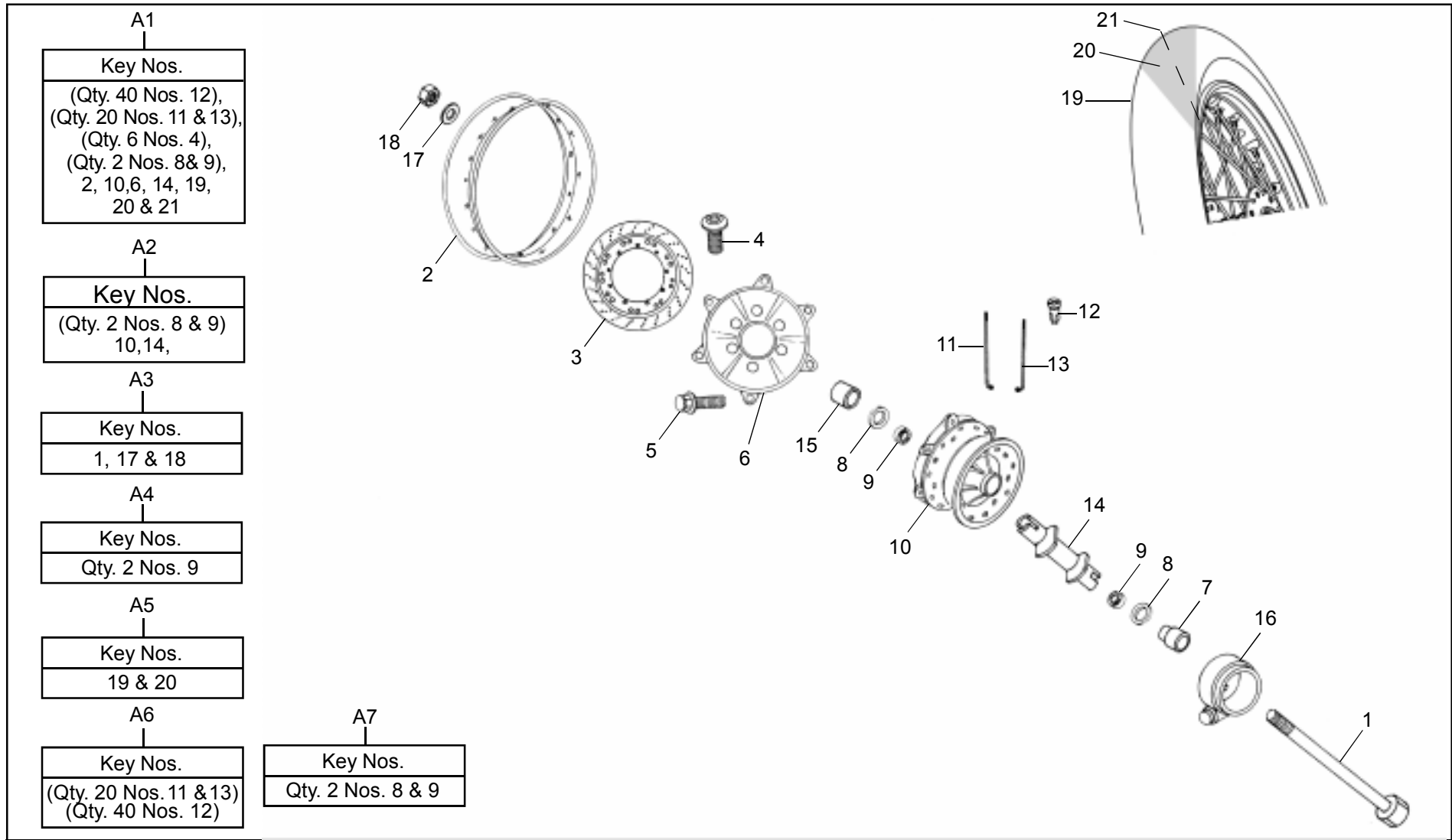
03-70 Front Wheel



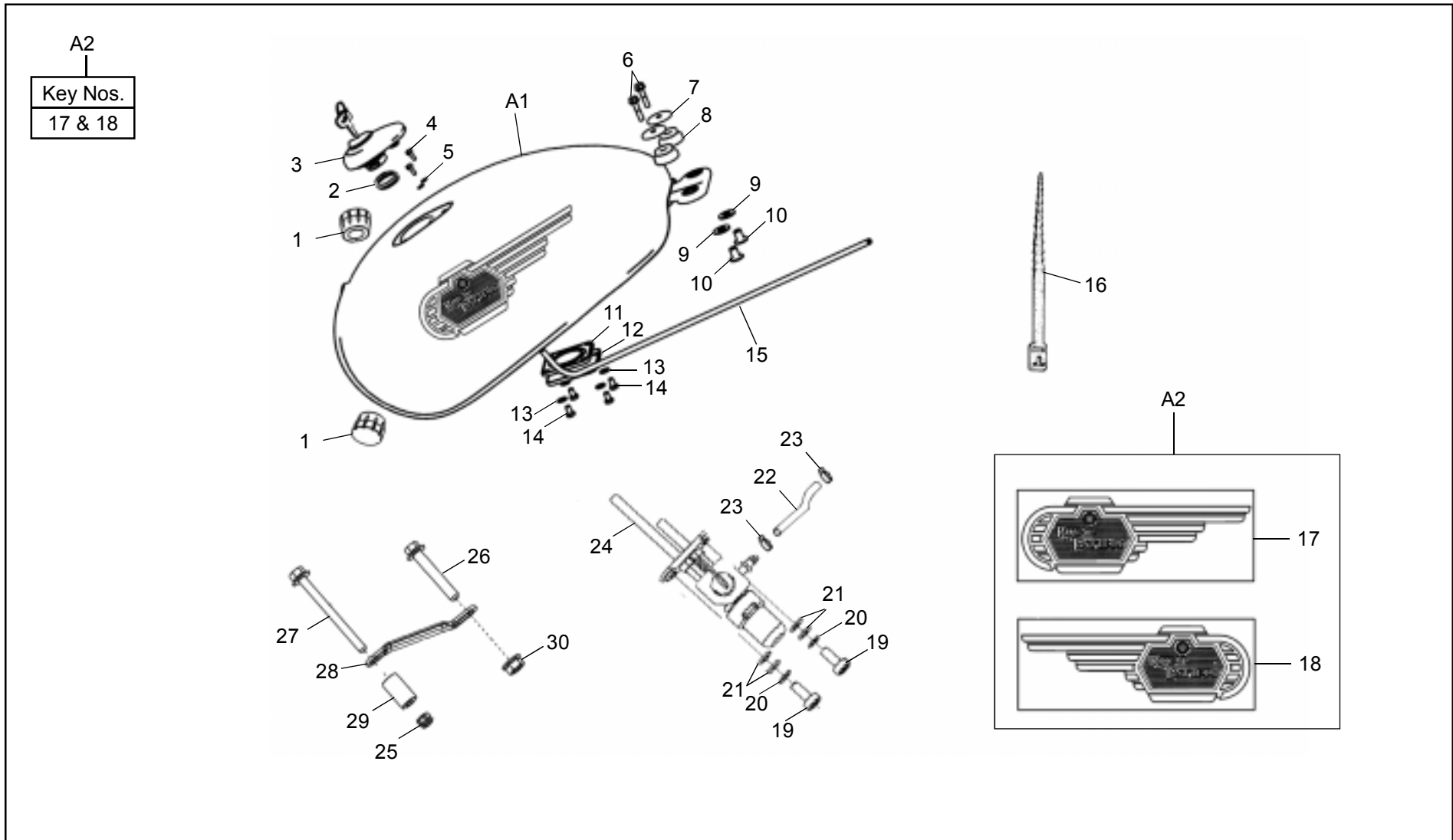
03-70 Front Wheel

KEY No.	Part Number	DESCRIPTION	QTY.	REFERENCE	REMARKS	MOQ Nos.
A1	591603/f	Front Wheel Assy.	1			1
A2	888230	Front Hub Sub Assembly Kit - Buffed, Disc Type	1			1
A3	888231	Front Spindle Kit, Disc - Inline Fork Type	1			1
A4	144295	Front Wheel Bearing Kit	1			1
A5	888051	Front Wheel Tyre & Tube Kit 90 / 90 X 19"	1			1
A6	888119	Front Wheel 19" Spokes and Nipple Kit - Disc	1			1
A7	888118	Front Wheel Bearing and Seal Kit	1			1
1	593001/c	Spindle	1			1
2	147507/a	Wheel Rim -1.85 X 19" 1.5 THK	1			1
3	147652/b	Disc, Front - Silver	1			1
4	560530/d	Socket Button Head Cap Screw	6			6
5	560546/a	Flanged Bolt M8*25	6			6
6	804028	Adaptor Plate - Silver Ash	1		Buffed	1
7	593063/c	Spacer, Speedo Drive Side	1			5
8	141109/1	Grease Seal, 25 X 40 X 7	2			5
9	150324/a	Deep Groove Ball Bearing 6203 (17 X 40 X 12) [Double Side Sealed]	2			2
10	861012	Hub Front - Disc, Buffed	1		Buffed	1
11	560502/e	Spokes Long	20			20
12	110349	Nipple	40			40
13	560519/e	Spokes Short	20			20

03-70 Front Wheel



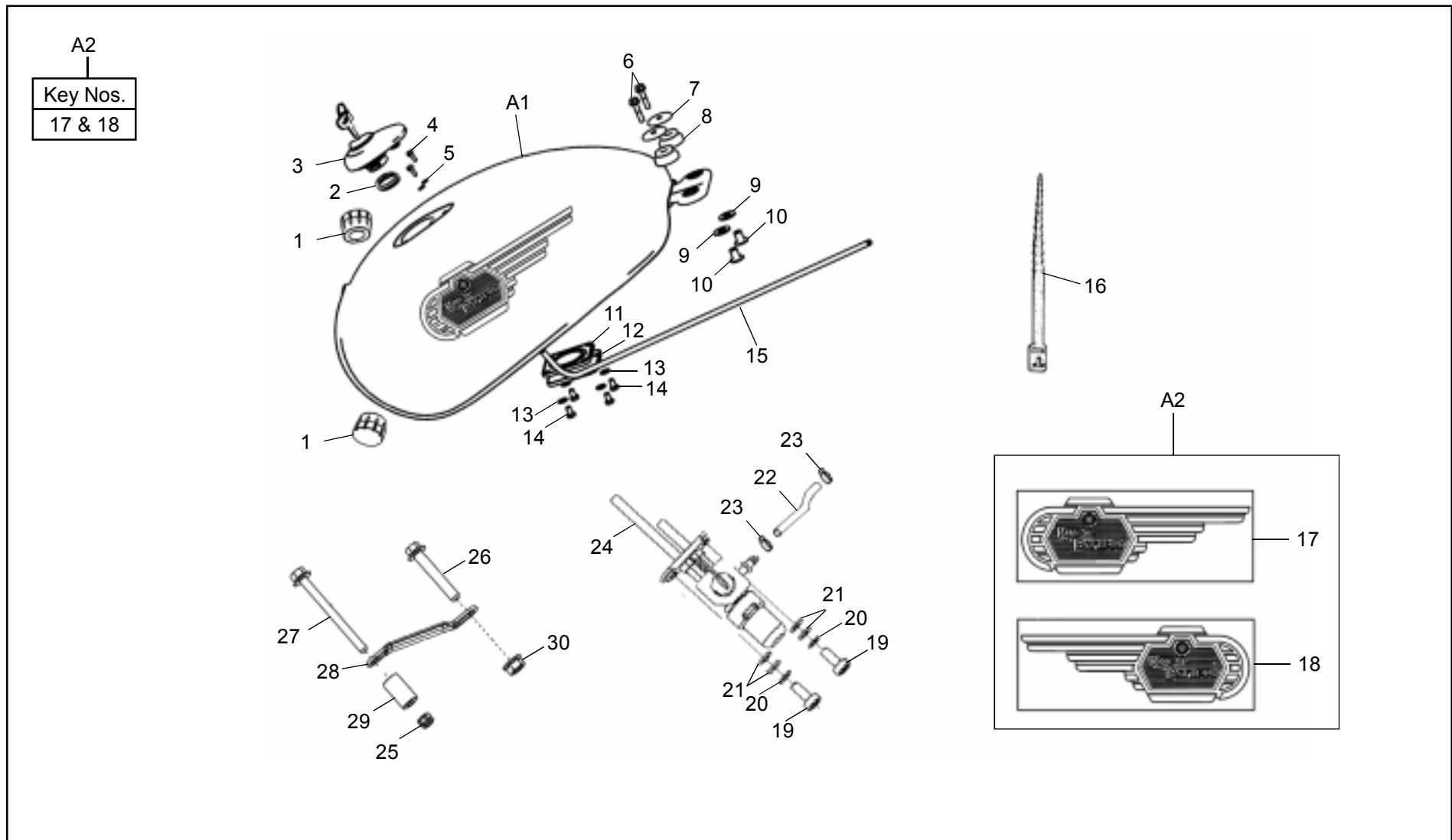
04-00 Fuel Tank



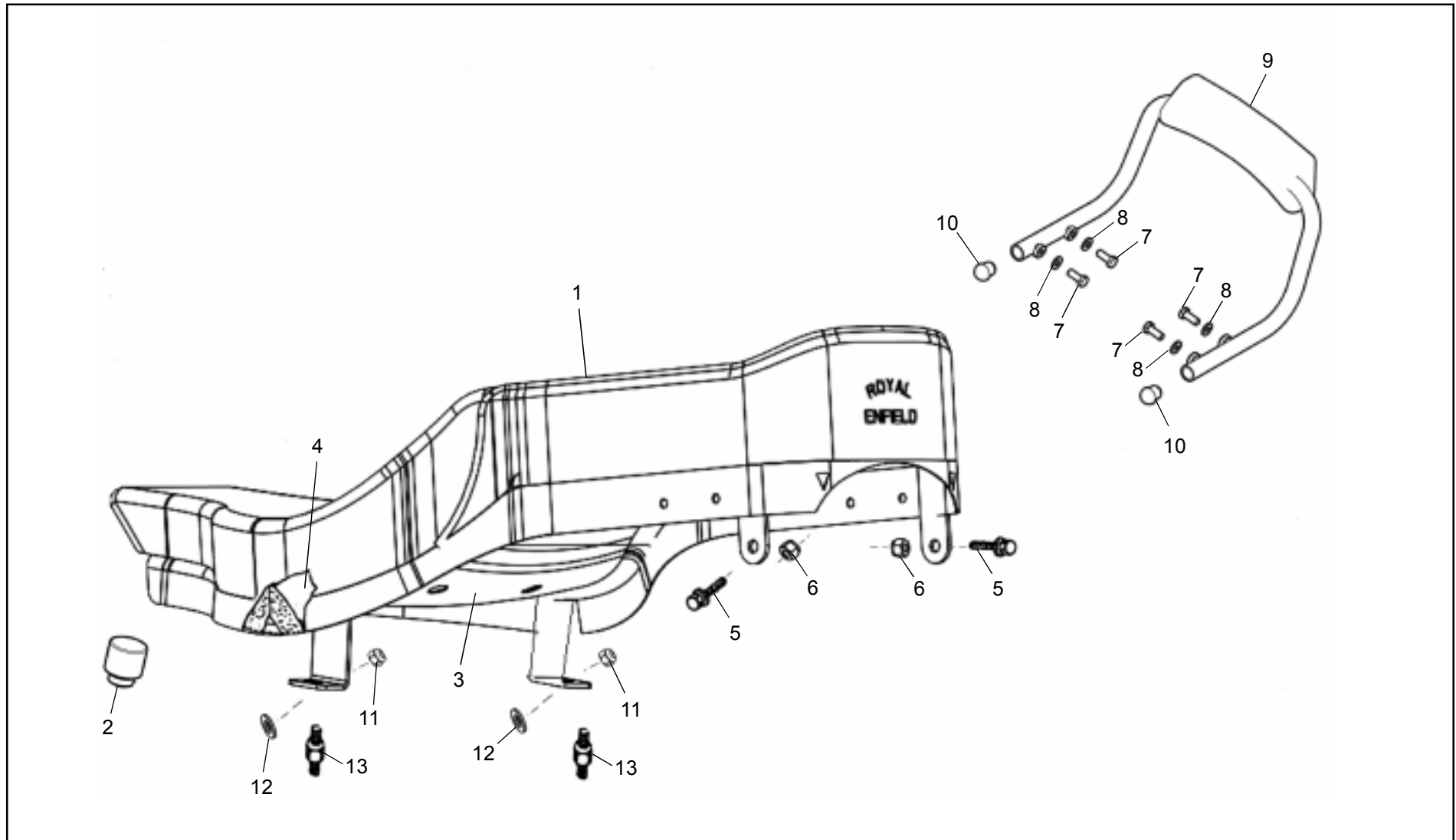
04-00 Fuel Tank

KEY No.	Part Number	DESCRIPTION	QTY.	REFERENCE	REMARKS	MOQ Nos.
A1	866087	Fuel Tank with Sticker, Silver Pinstripping (Jet Black)	1			1
	880002	Fuel Tank with Sticker, Gold Pinstripping (Forest Green - 2013)	1			1
A2		Motiff, RH & LH Kit - Bullet 500	1			1
1	594268/b	Front Damper - Tank	2			2
2		Gasket Tank Cap (Rubber)	1			10
3	591061/c	Fuel Tank Cap Assembly with Key	1		New No. 592243	1
4	586068/a	Slotted Cheese Head Screw M4 X 12	4			10
5	140508	Washer	2			50
6	591577/a	Flanged Hex. Bolt M6 X 1 X 27	2			10
7	594538/a	Washer Fuel Tank Mounting	2			50
8	594264/b	Rear Damper - Tank	2			2
9	586018/a	Plain Washer	2			50
10	581690/a	Sleeve - Tank MTG Rear	2			10
11	582616/a	Rubber Gasket - Fuel Tank Bottom	1			1
12	582617/a	Fuel Gauge Flange Bracket	1			1
13	586032/a	Plain Washer	4			50
14	591702/a	Hex. Bolt M6 X 1.0 X 12	4		Old No. 586048/a	10
15	594470/a	Drain Pipe (Hose) Tank	1			1
16	500917/b	Strap White	1		Alt. No. 141161/c	40
17	584041/b	Motiff, LH (Jet Black)	1			1
	584636/a	Motiff, LH (Forest Green - 2013)	1			1

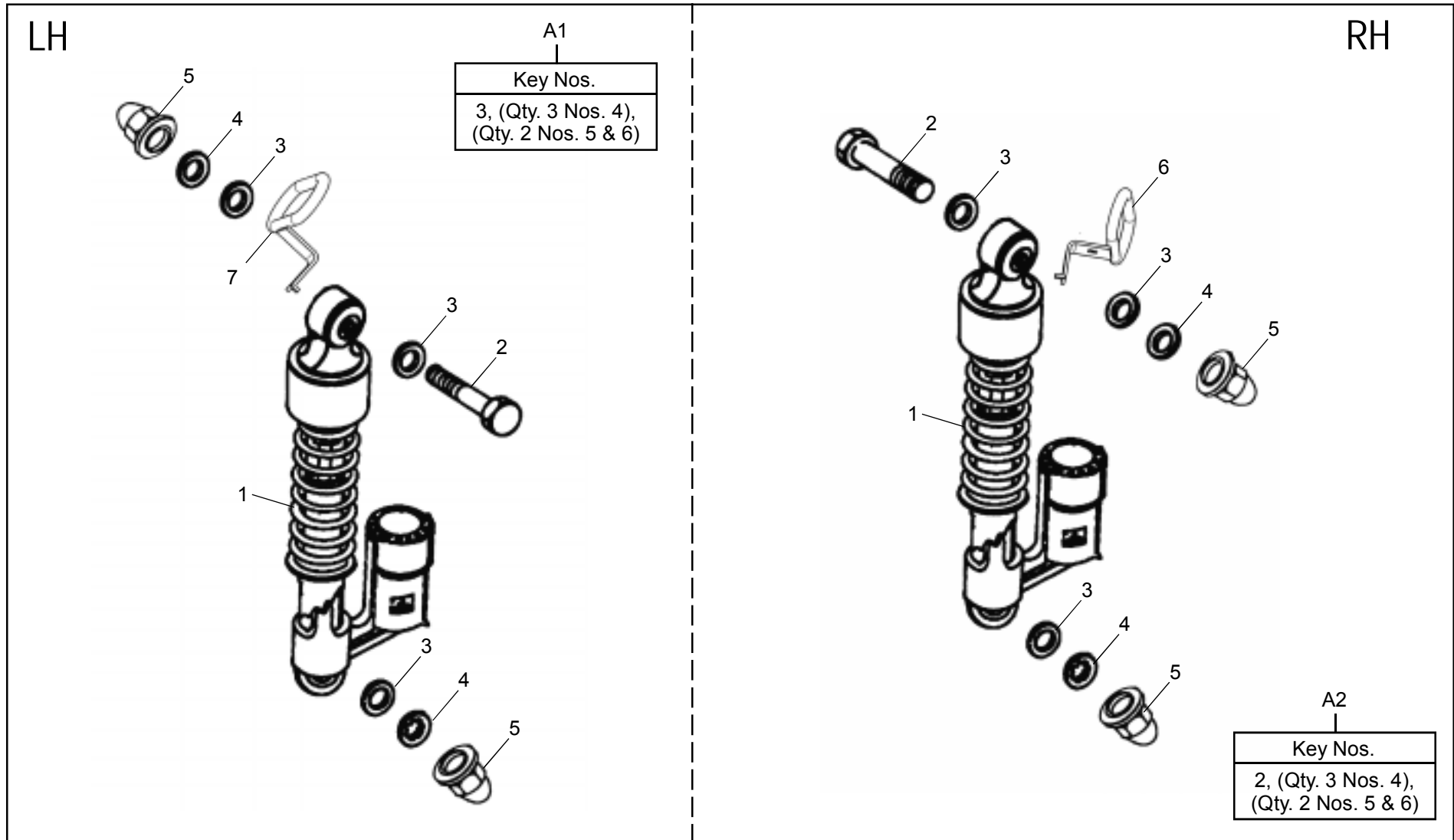
04-00 Fuel Tank



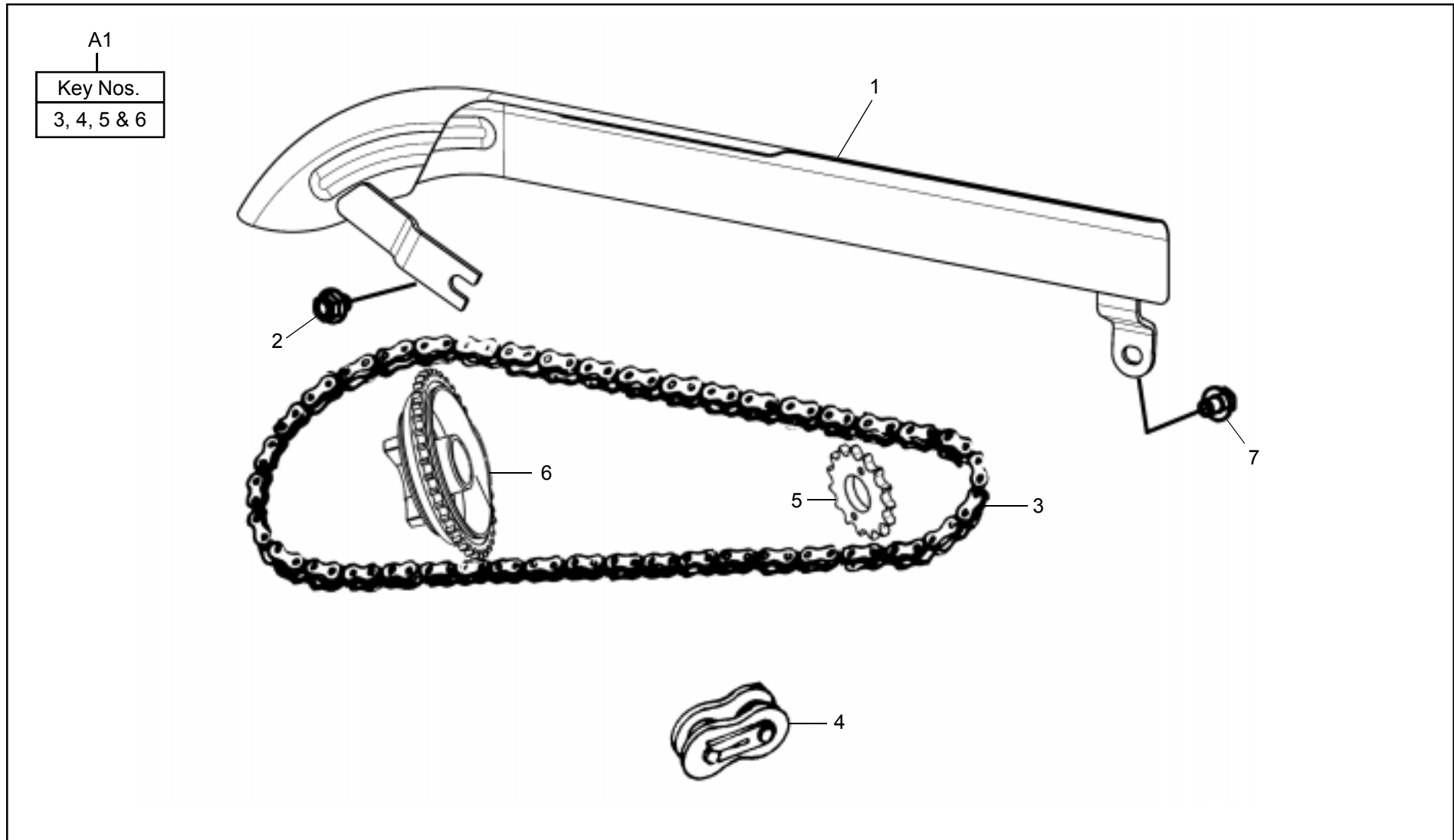
04-10 Seat Assembly



05-00 Rear Shock Absorbers



05-10 Rear Chain & Guard



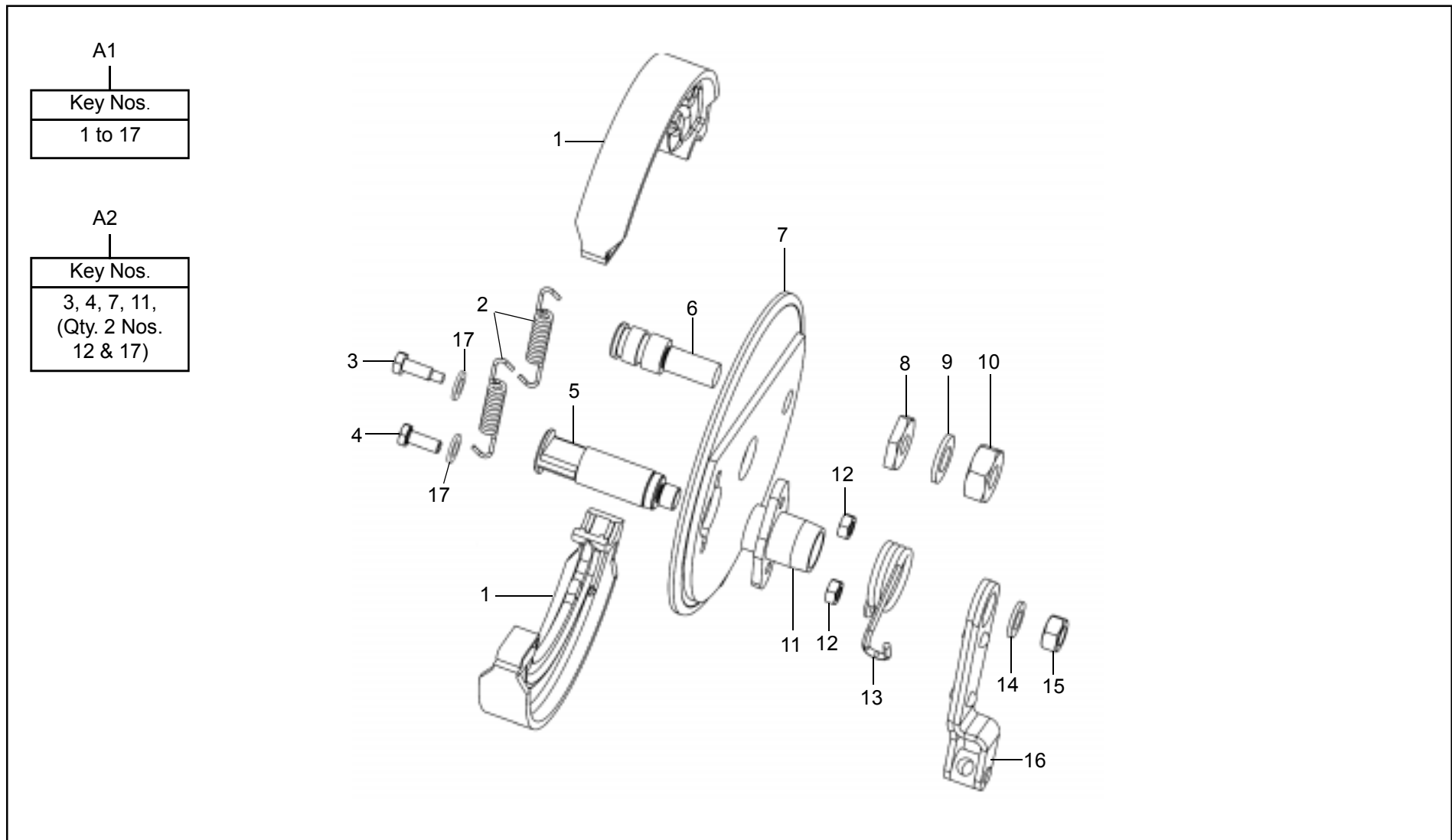
05-30 Rear Wheel

KEY No.	Part Number	DESCRIPTION	QTY.	REFERENCE	REMARKS	MOQ Nos.
A1	591604/c	Rear Wheel Assembly with Tyre & Tube (120/80 X 18")	1			1
A2		Rear Wheel Assembly without Tyre & Tube (18" Dia)	1			1
A3	888080	Bearing, 'O' Ring & Seal Kit - Rear Wheel Drum	1			1
A4	888050	Rear Tyre & Tube Kit (120/80 X 18")	1			1
A5		Wheel Spokes & Nipple Kit Rear (Rim 18" Dia)	1			1
1	170547/a	Rear Hub Assy.	1			1
2	144471/a	Cushion Rubber	4			4
3	586011/a	Spindle Short	1			1
4	145553/b	Bearing 6005 C3	1			1
5	801479	Sprocket Drum	1		Powder Coated	1
6	593040/d	Spacer	1			1
7	141115/c	Distance Piece	1			5
8	804005	Dust Cover (Poly Chrome Silver Ash)	1			1
9	147878/a	Slotted Cheese Head Screw	2		Alt. No. 592286/a	20
10		Cover Plate Assy. Complete	1	591816/a	N.S.	1
11	593039/d	Spacer - Cover Plate	1			2
12	591210/a	Rim 18" Rear (2.5" X 1.5 THK)	1			1
13	593041/c	Spindle, Long	1			1
14	586009/a	Hex. Thin Nut M22	1			50
15	586010/a	Hex. Castle Nut M16	1			10

05-30 Rear Wheel

KEY No.	Part Number	DESCRIPTION	QTY.	REFERENCE	REMARKS	MOQ Nos.
16	586012/a	Split Pin	1			20
17	592013/a	Spoke Long Outer Rear	20			20
18	110349	Nipple Rear Spoke	40			40
19		Rear Tyre 120 X 80 - 18"	1	591983/a	Served in Kit, Ref. A4	1
20		Tube, (Tyre) 120 X 80 - 18"	1	591984/a	Served in Kit, Ref. A4	5
21	593143/b	Chain Adjuster RH	1			5
22	593142/b	Chain Adjuster LH	1			4
23	861011	Center Hub Rear (Buffed)	1			1
24	592012/a	Spokes Inner - 18"	20		Served in Kit, Ref. A5	20
25	146499/b	Spacer Assy. - Rear Hub	1			1
26	150324/a	Bearing 6203.RS1-C3 (17 X 40 X 12)	2		Double Side Sealed	2
27	146256/a	'O' Ring	1			40
28	141109/1	Grease Seal, 25 X 40 X 7	1			5
29	141119/c	Distance Collar - Stepped	1			5
30	141113/1	Grease Seal	1			1
31	140355/b	Rim Tape	1		N.S.	1

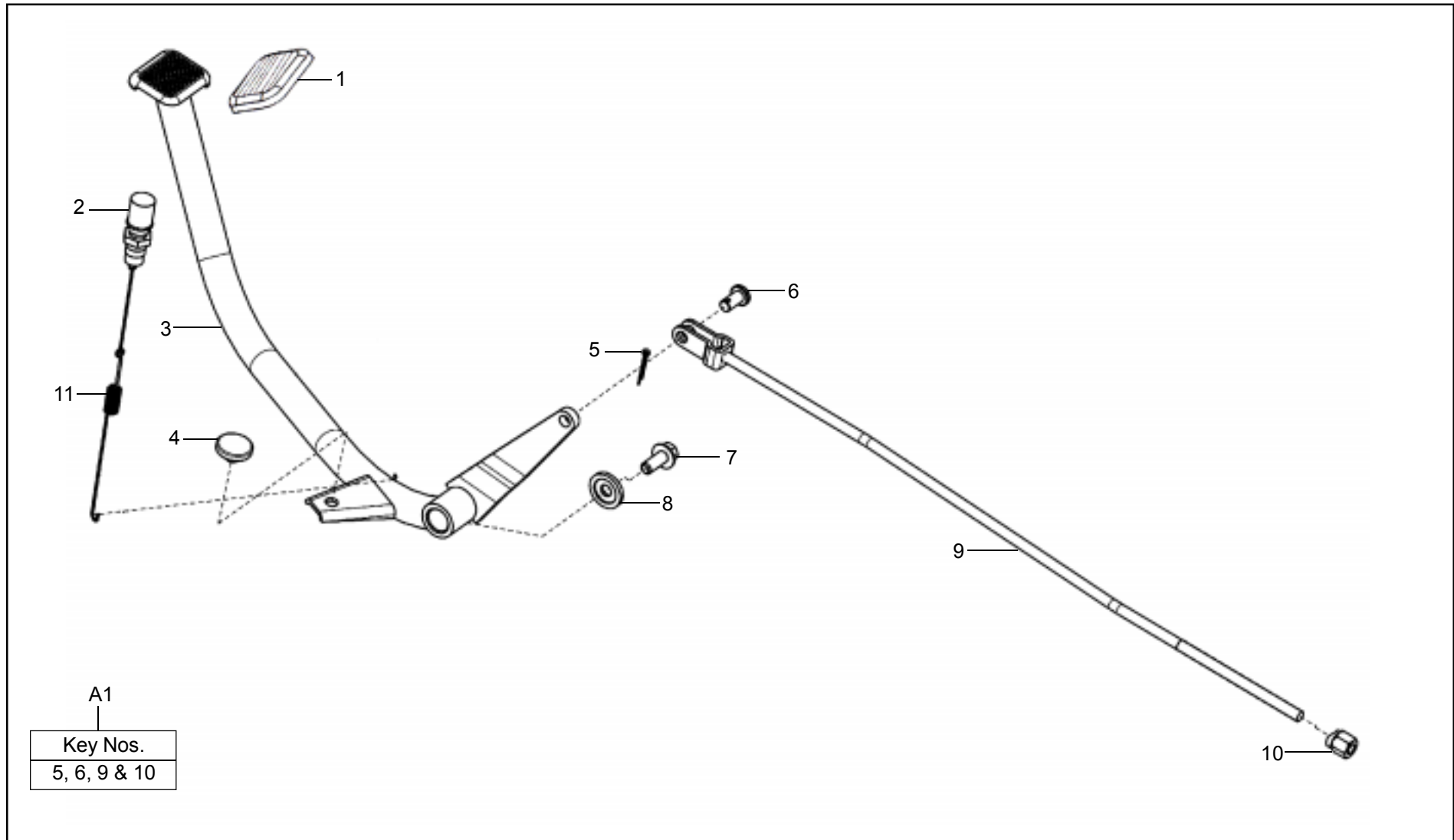
05-40 Rear Brake (Drum)



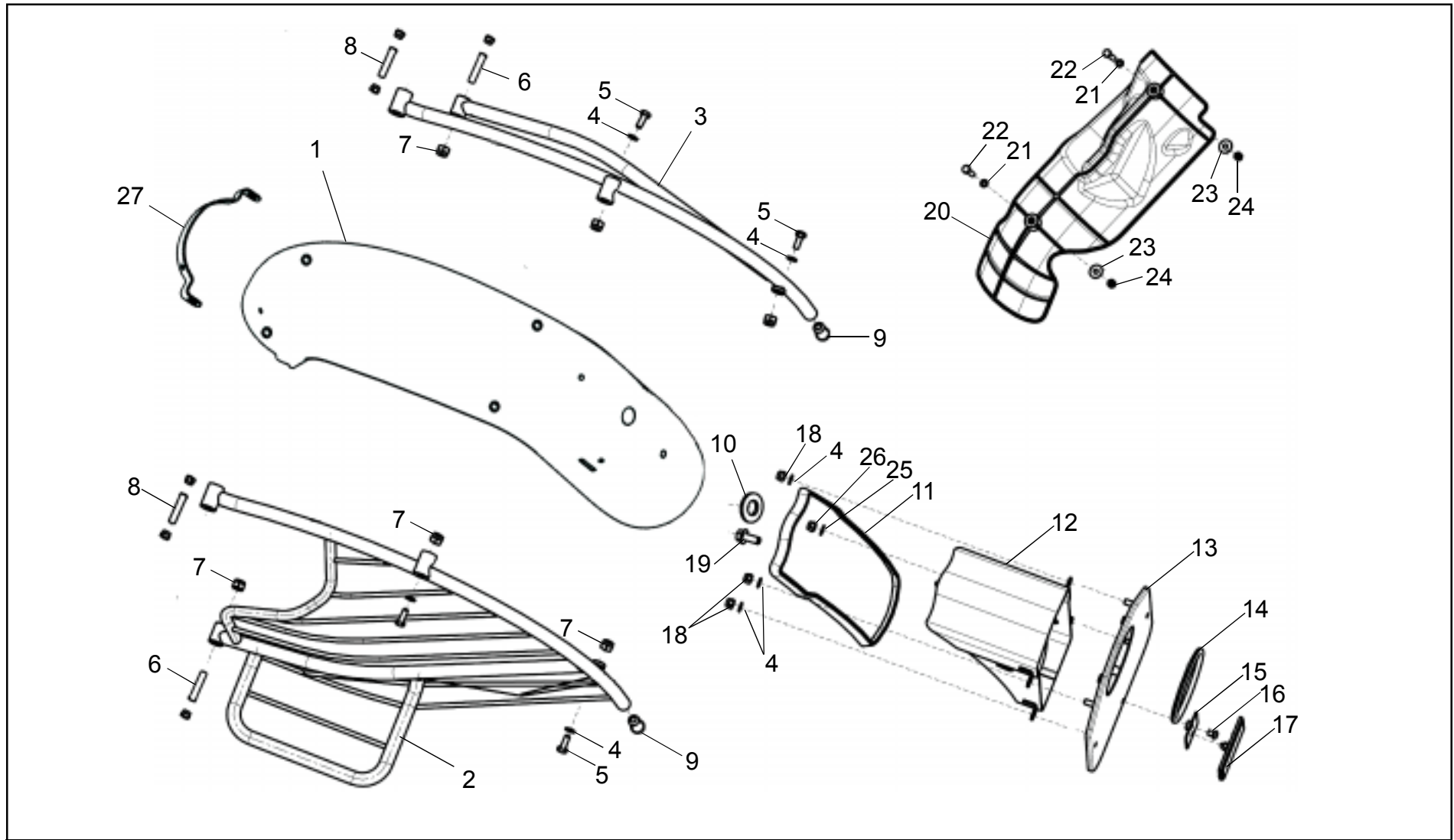
05-40 Rear Brake (Drum)

KEY No.	Part Number	DESCRIPTION	QTY.	REFERENCE	REMARKS	MOQ Nos.
A1	591816/a	Cover Plate Assembly Complete	1		N.S.	1
A2	888122	Cover Plate with Bush - Sub Assembly Kit	1			1
1	144570/d	Brake Shoe Assy.	2			2
2	147150/b	Spring Brake Shoe	2			2
3	145089/b	Screw, 1/4 CEX13/16"	1			16
4	145090	Hex. Head Screw M6x16	1			20
5	593075/c	Operating Cam	1			1
6	593076/d	Shoe Pin	1			10
7		Cover Plate Assy. (Black Powder Coated)	1	801540	N.S., Served in Kit Ref. A2	1
8	580310/a	Lock Nut	1			40
9	586040/a	Plain Washer M12	1			40
10	586028/a	Hex. Nut M12 X 1.25	1			10
11		Bush Cam	1	581289/b	N.S.	2
12	145091	Hex. Thin Nut M6 X 1	2			20
13	580139/c	Spring Rear Brake (Torsion Spring)	1			10
14	586039/a	Single Coil Spring Lock Washer	1		Old No. 140376/2	50
15	586027/a	Hexagonal Nut M12 X 1.5	1			20
16	591451/a	Lever Assy.	1		Alt. No. 586030/a	1
17	142606	Lock Washer, Internal Teeth	2			20

05-50 Brake Pedal



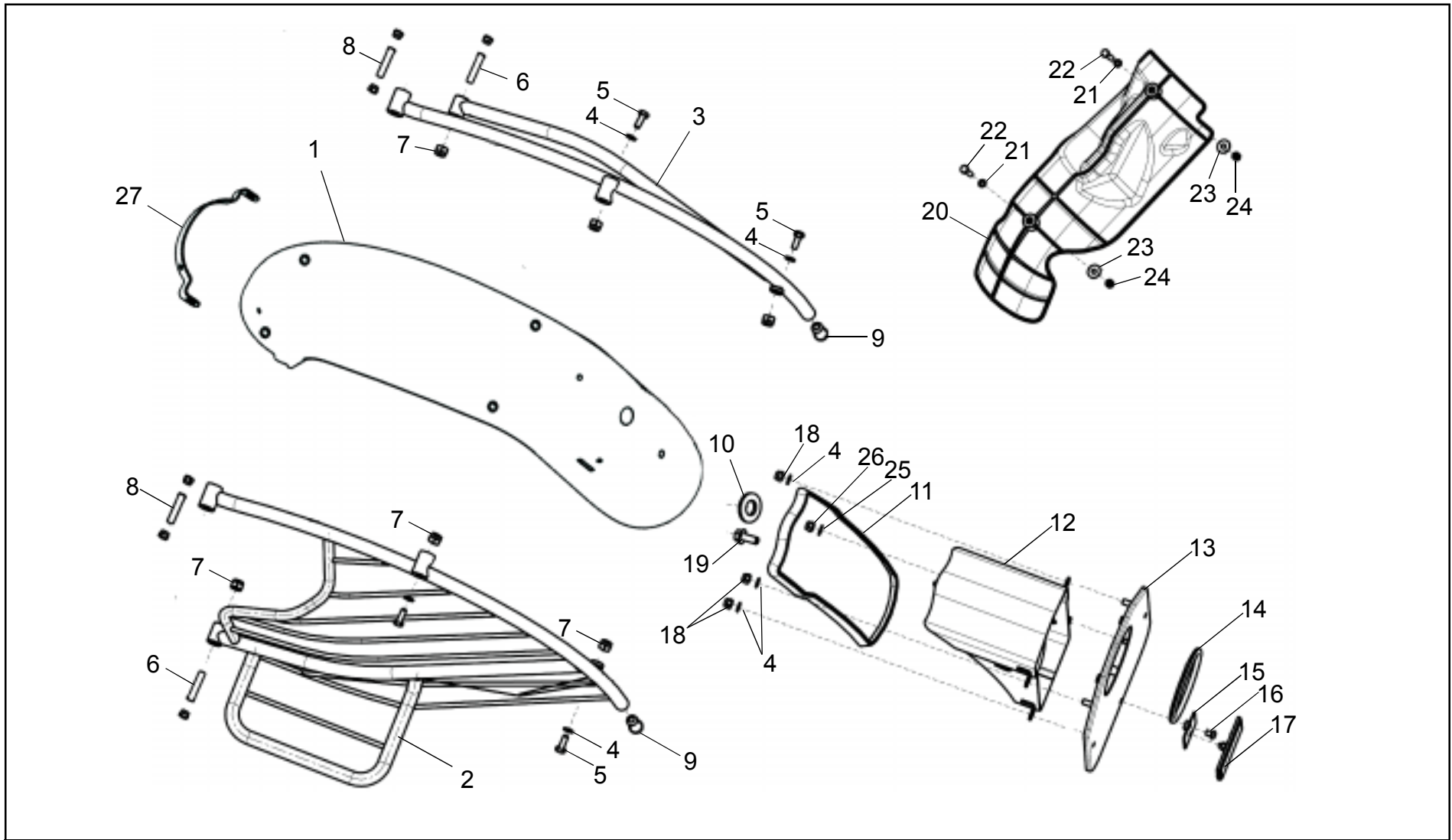
05-60 Rear Mudguard



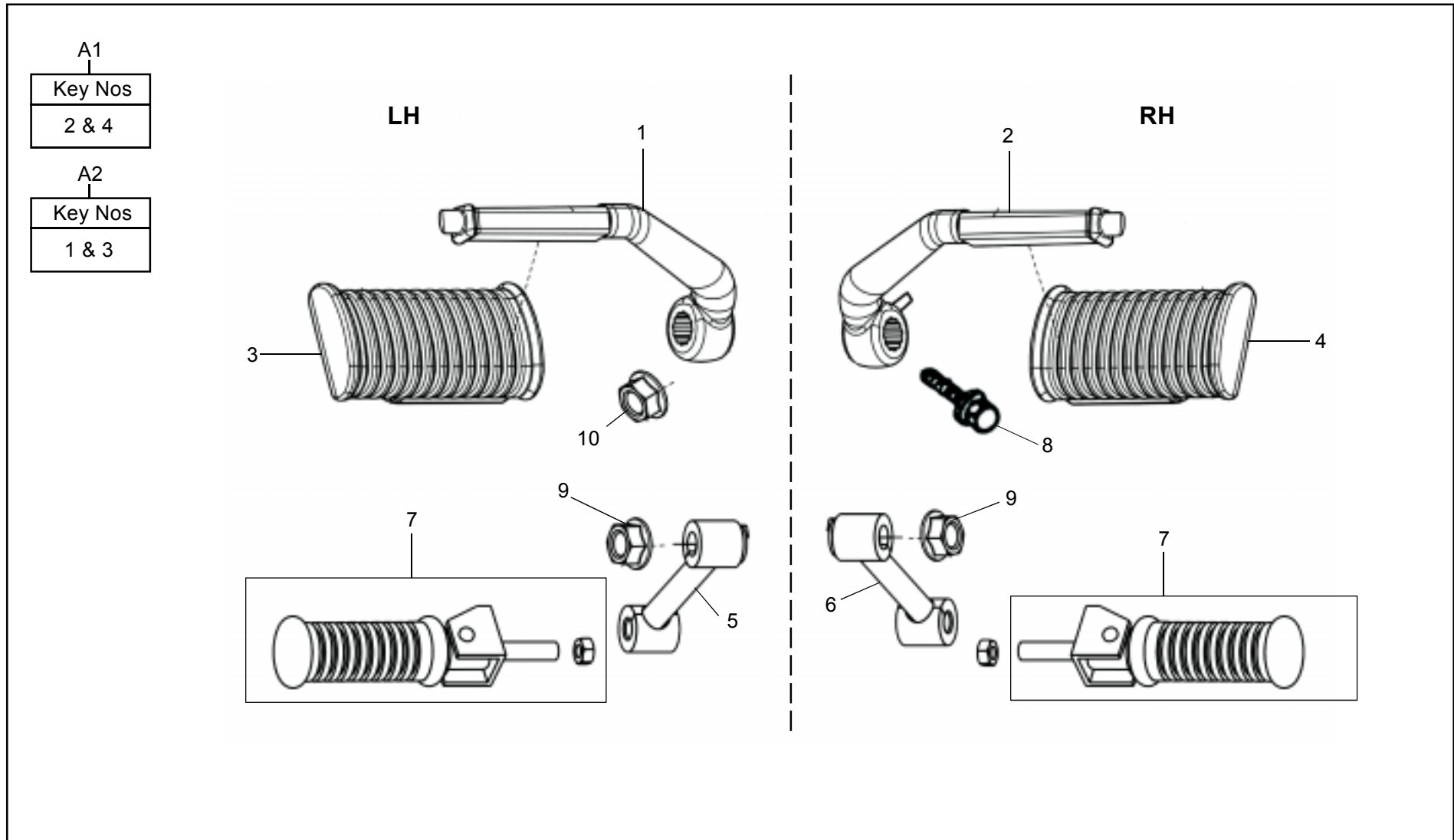
05-60 Rear Mudguard

KEY No.	Part Number	DESCRIPTION	QTY.	REFERENCE	REMARKS	MOQ Nos.
1	866088	Rear Mudguard, Jet Black	1			1
	880003	Rear Mudguard (Forest Green - 2013)	1			1
2	866089	Saree Guard	1		Black Powder Coated	1
3	866090	Mudguard Carrier RH	1		Black Powder Coated	1
4	586032/a	Plain Washer M6	4			50
5	593005/a	Hex Screw, M6 X 15	4			40
6	145543/b	Rear Mudguard Carrier Stud Bottom 1/2" 'CEI X'	2			20
7	586004/a	Hex. Nut With Nylon Insert M8	2			40
8	586054/a	Rear Mudguard Carrier Stud Top	2			10
9	592030/a	Plug - Carrier End	2			25
10	170242/a	Grommet	1			1
11	591023/a	Beading - Rear Number Plate	1			1
12	584603/a	Number Plate Holder Complete - Bullet 500	1			1
13	845007	Tail Lamp Bracket Complete	1			1
14	591099/a	Beading	1			1
15	592140/b	Bracket - Reflector	1			1
16	581122/a	Mushroom Head Screw M6 X 8	1			25
17	143275/b	Reflector	1			1
18	586021/a	Hex. Nut M6 X 1 X 7	4			40
19	586003/a	Hex. Bolt, M8 X 30	1			10

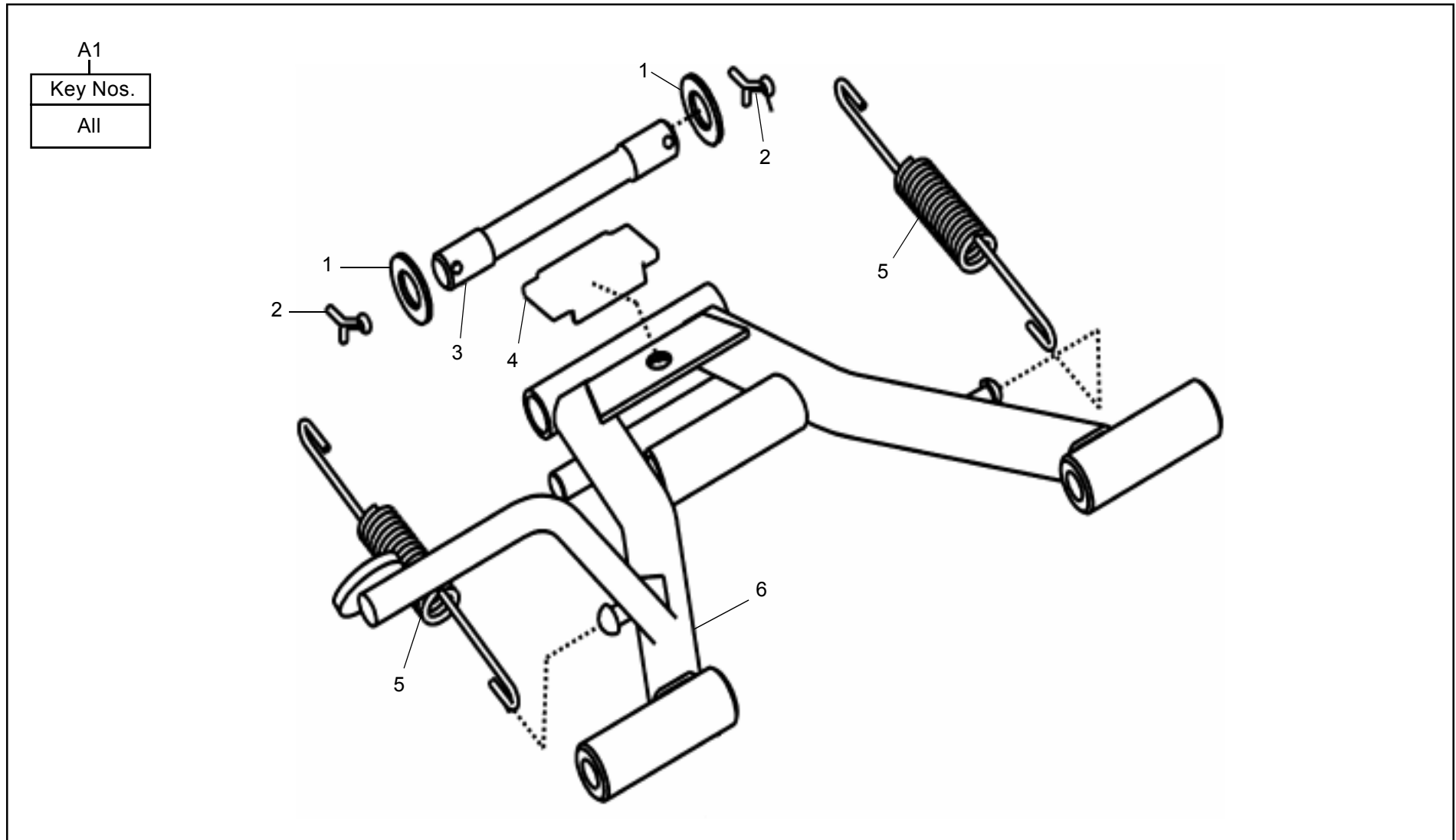
05-60 Rear Mudguard



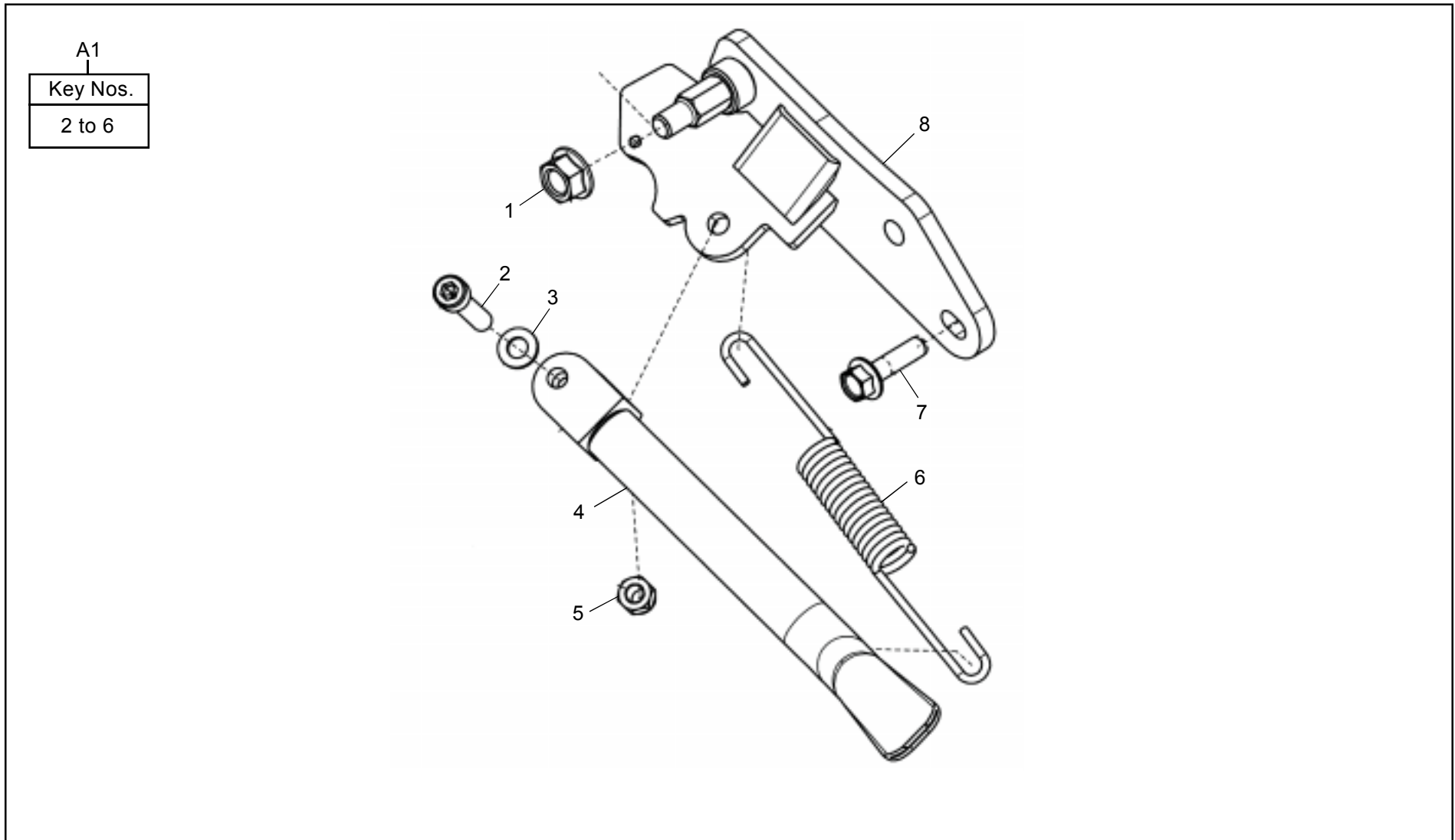
06-00 Foot Rests (Front & Rear)



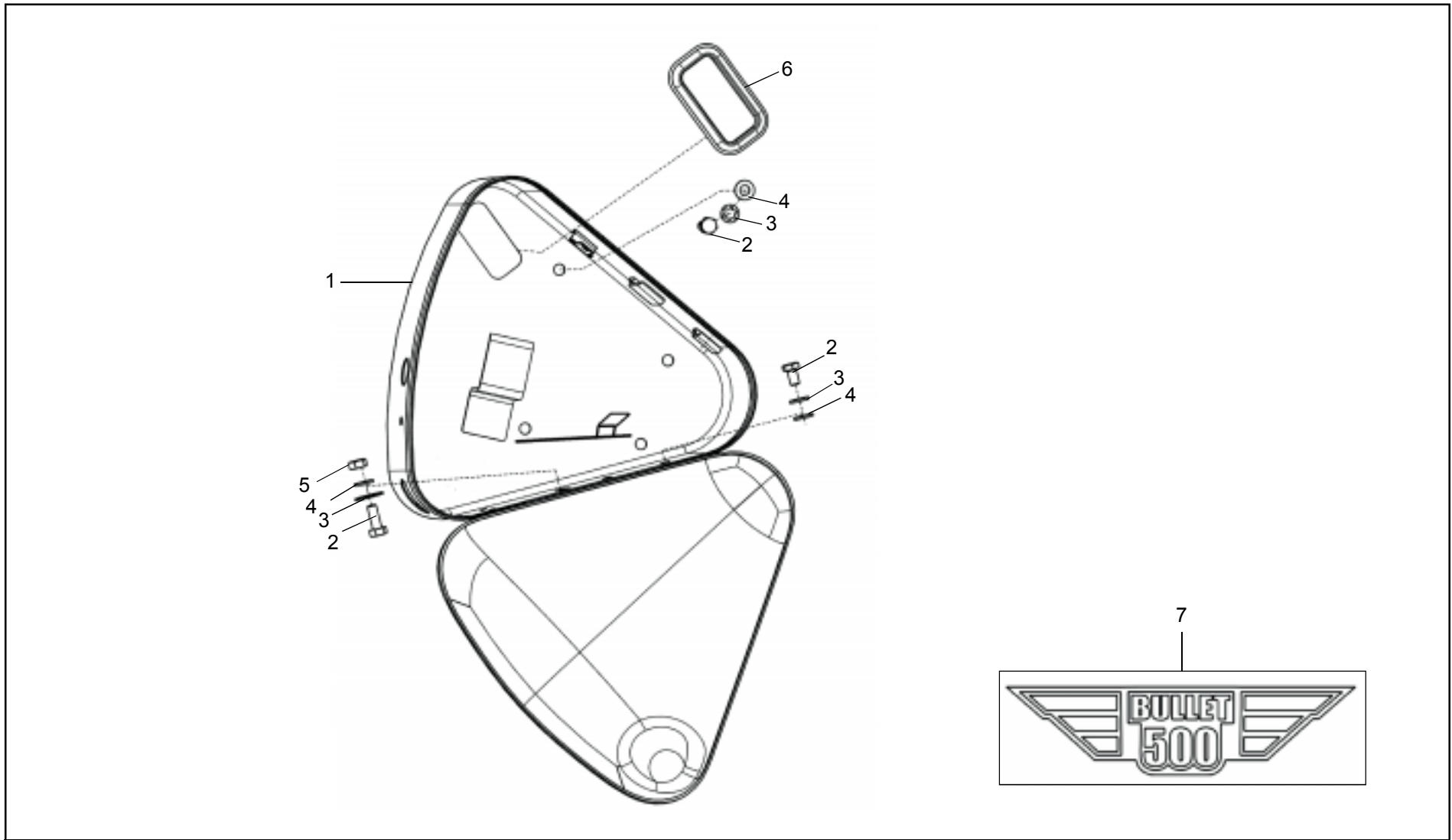
06-10 Center Stand



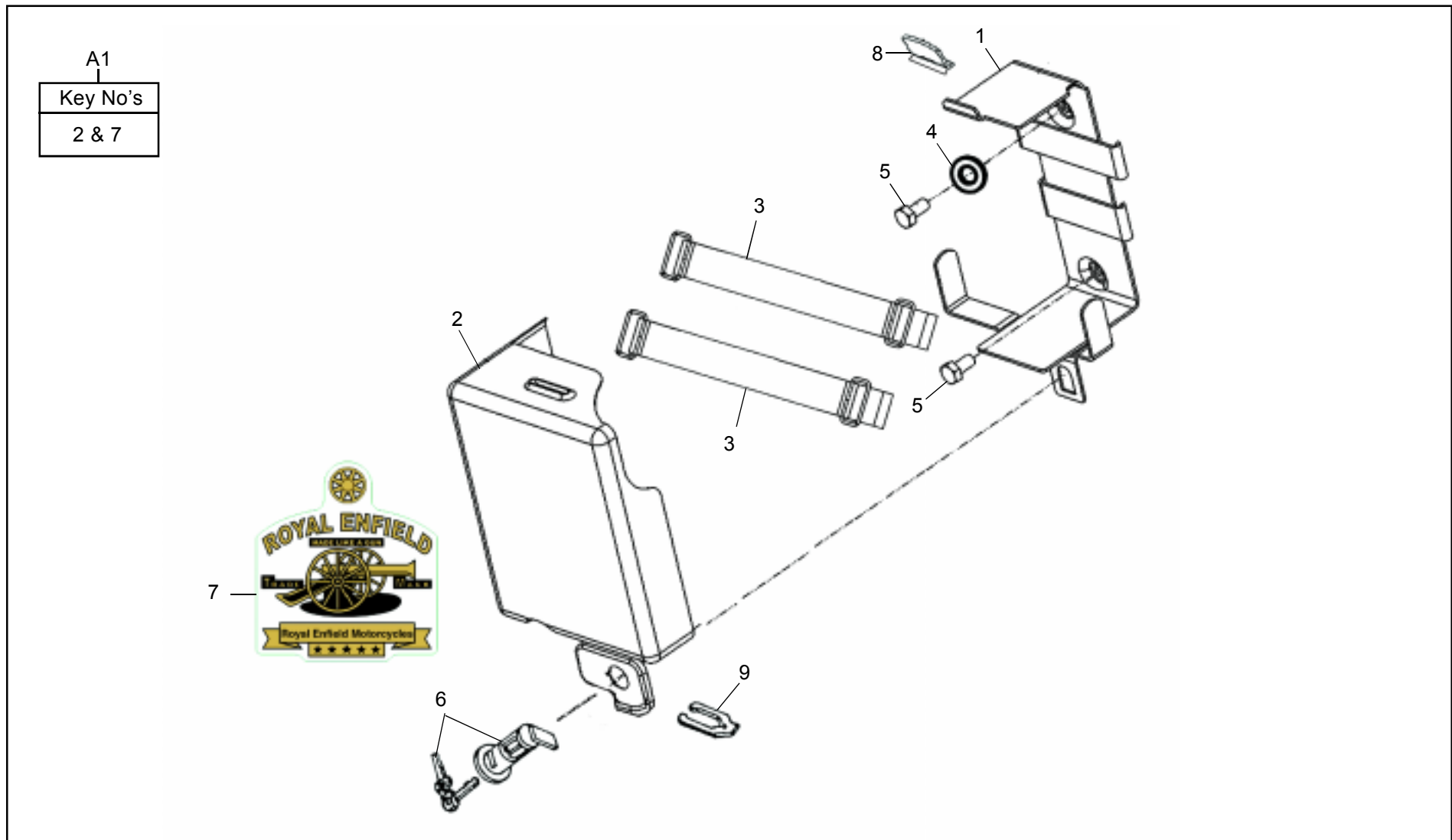
06-20 Side Stand



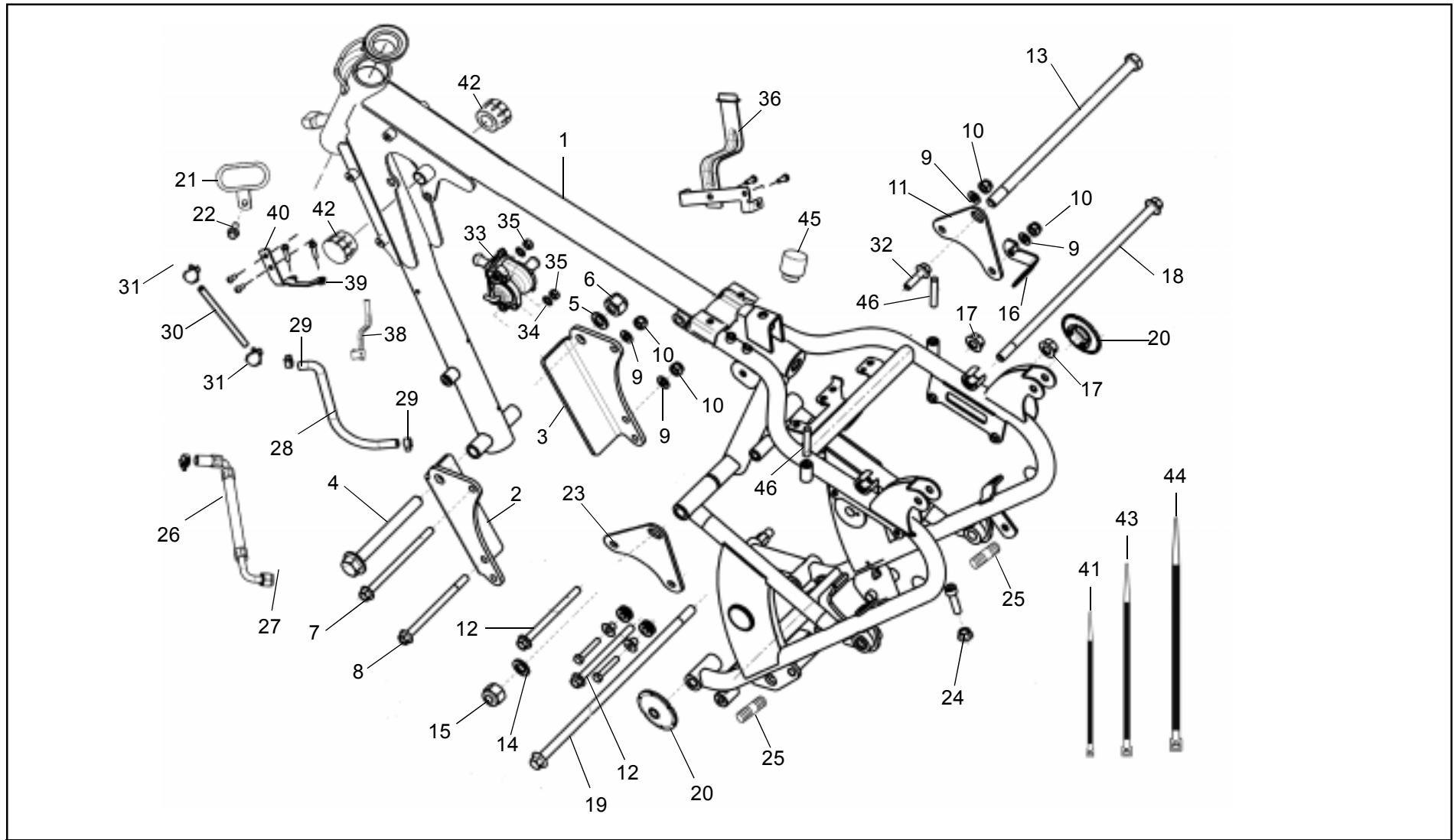
06-30 Tool Box LH



06-40 Battery Carrier



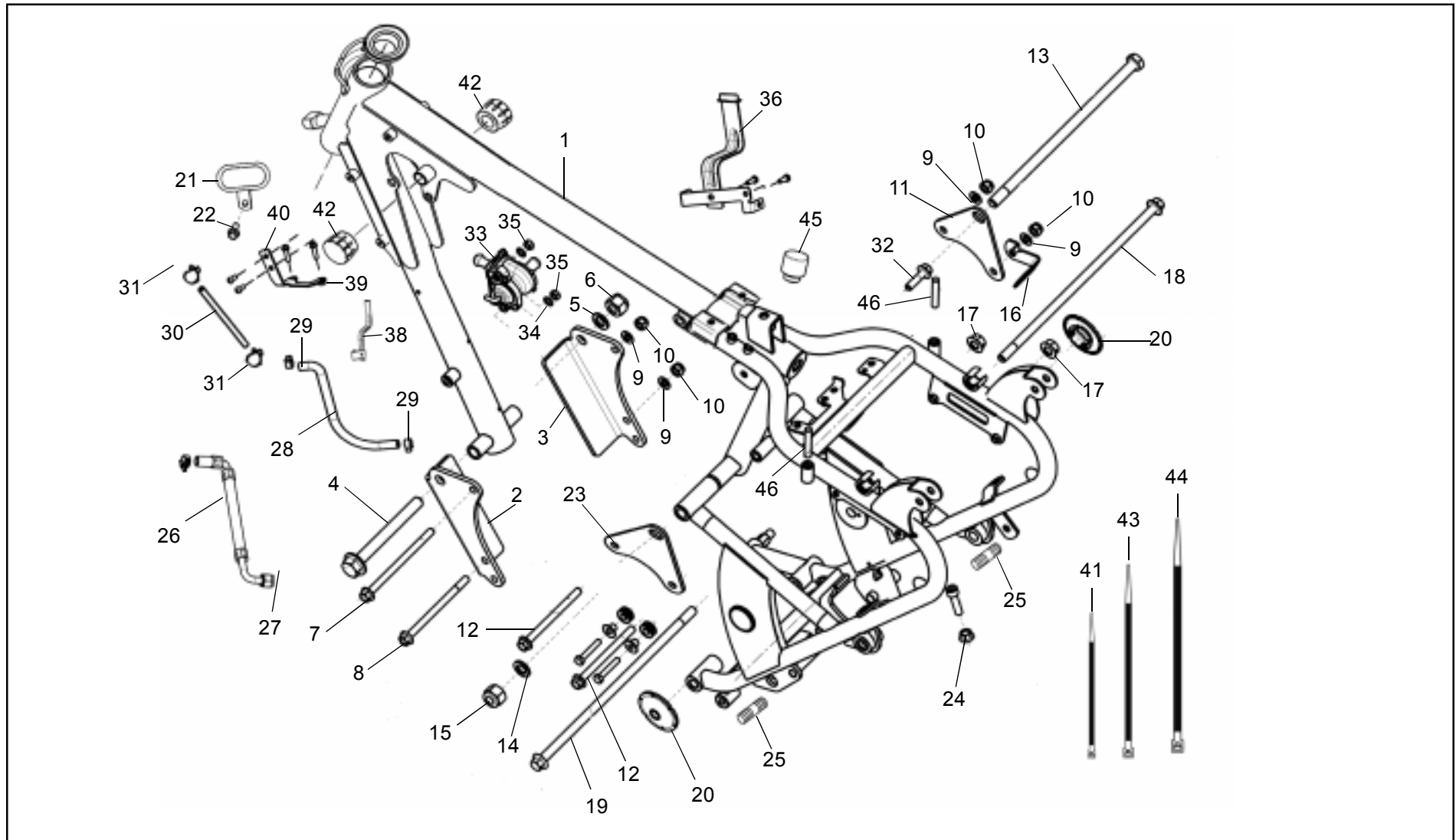
07-00 Frame & PAV Components



07-00 Frame & PAV Components

KEY No.	Part Number	DESCRIPTION	QTY.	REFERENCE	REMARKS	MOQ Nos.
1	867073	Frame Assembly Powder Coated	1			1
2	801527	Engine Mounting Plate – LH Front	1			1
3	801528	Engine Mounting Plate – RH Front	1			1
4	593049/c	Flanged Hex Bolt 1/2" X 120	1			2
5	586008/a	Plain Washer	1		Old No. 593028/a	14
6	593050/c	Hex Nut with Nylock Insert	1			10
7	593060/c	Flanged Hex Bolt, M8 X 120	1			5
8	586001/a	Flanged Hex Bolt, M8 X 112	1			5
9	586036/a	Plain Washer	4			50
10	586004/a	Hex Nut with Nylon Insert, M8	4			50
11	801529	Engine Mounting Plate Rear, RH	1			1
12	593061/c	Flanged Hex Bolt, M8 X 100	2			5
13	593022/c	Hex Bolt M12 X 226	1	591388/a	SB - 687	2
14	586008/a	Plain Washer	1		Old No. 593028/a	14
15	591389/a	Hex Nut with Nylock M12	1		N.S., SB - 687	10
	593024/d	Hex Nut with Nylock M12	1			10
16	580314/a	Bracket (Piece Mudguard)	1			5
17	593011/c	Flanged Hex Serrated Nut M10 X 1.25	1		Old No. 145868/a	50
18	593020/c	Flanged Hex Bolt M10 X 1.25 X 288	1			1
19	593021/c	Flanged Hex Bolt M10 X 1.25 X 260	1			1

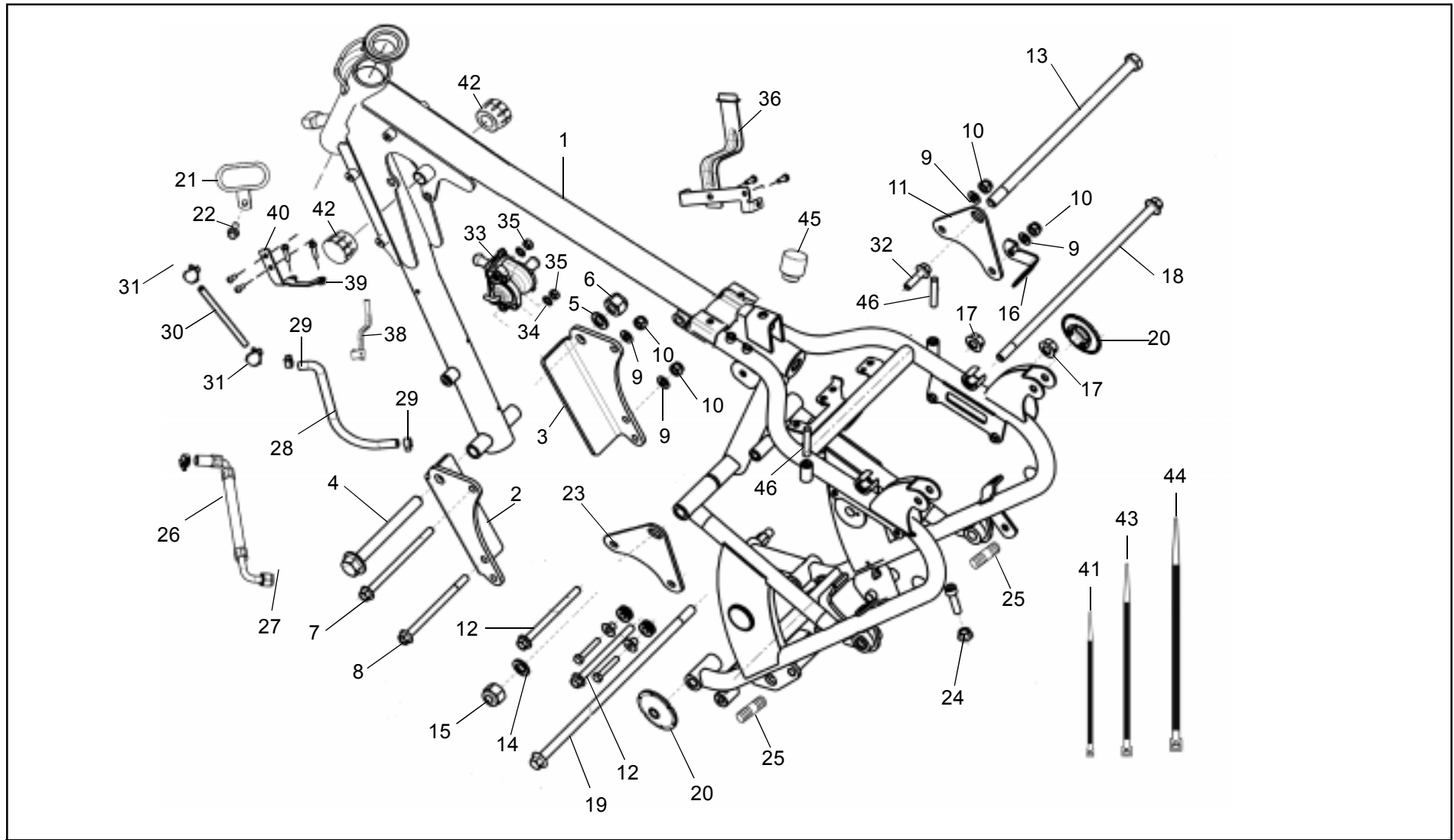
07-00 Frame & PAV Components



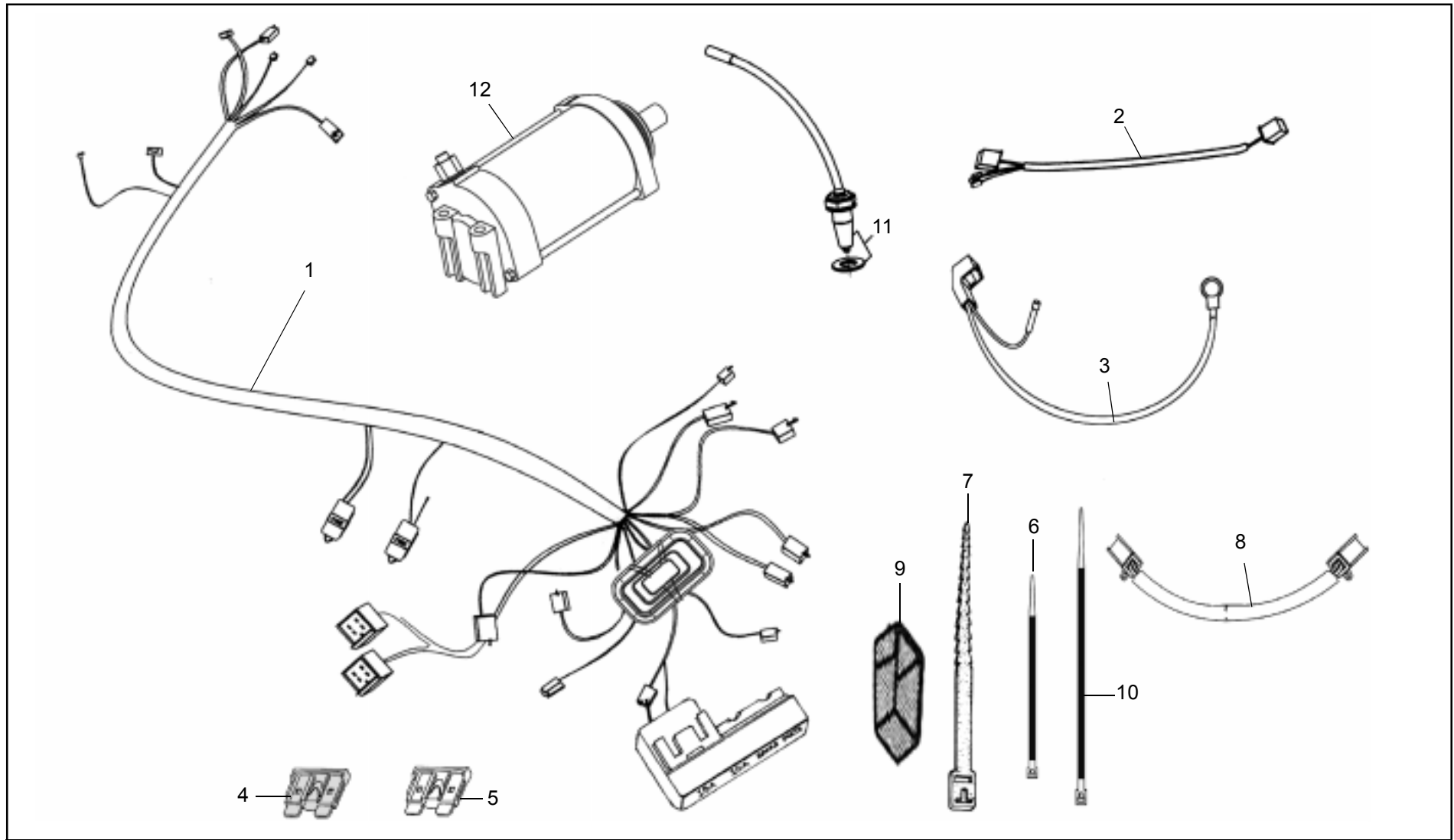
07-00 Frame & PAV Components

KEY No.	Part Number	DESCRIPTION	QTY.	REFERENCE	REMARKS	MOQ Nos.
20	591073/a	Cap - Swing Pivot	2			2
21	580431/e	Side Handle LH	1			1
22	586002/a	Flanged Hex Bolt, M8 X 20	2			10
23	801529	Engine Mounting Plate, Rear, LH	1			1
24	586005/a	Flanged Hex. Nut M8 X 1.25	2			30
25	145543/b	Stud 1/2", RMG Bottom 'CEI X'	2			10
26	582526/a	Braided Hose Assembly	1			1
27	146318/a	SS Hose Clip	1			10
28	584666/a	PAV Hose - Air Filter	1			1
29	140573/b	Clip, Breather Body	1			10
30	573985/a	Tube - PAV to Adaptor	1			1
31	147701/a	Wire Clip	1			10
32	586003/a	Flange Hex. Bolt M8 X 30	1			1
33	582663/a	Pulse Air Valve (PAV)	1		N.S.	1
34	586031/a	Lock Washer M6	2		Alt. No. 140129	50
35	586029/a	Hex Nut M6	2			40
36	584561/b	Bracket Assembly Carburetor Cover	1			1
37	584004/a	Throttle Unit Cover Mounting	1			1
38	582530/a	PAV Mounting Bracket Assembly	1			1
39	582528/a	Bracket Plate 1 - PAV Mounting	1			1

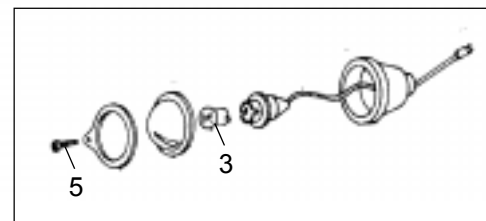
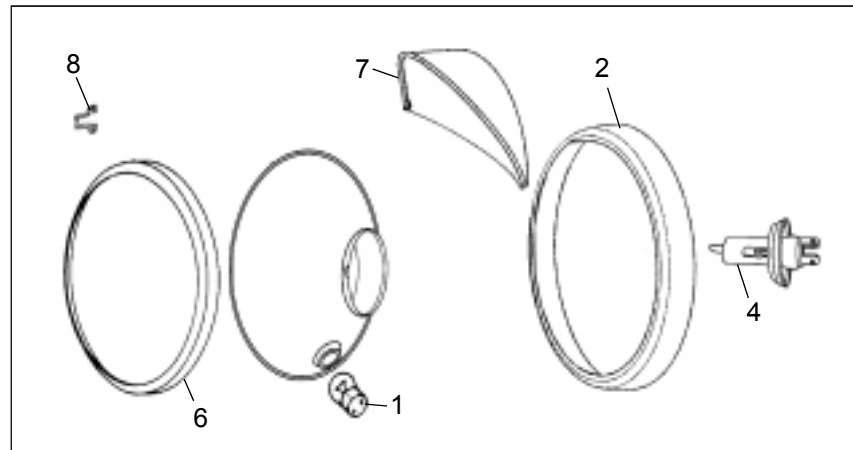
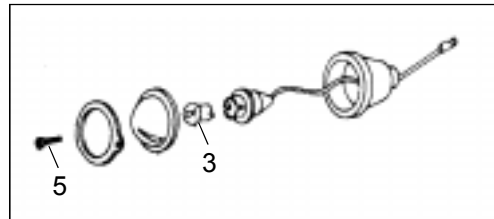
07-00 Frame & PAV Components



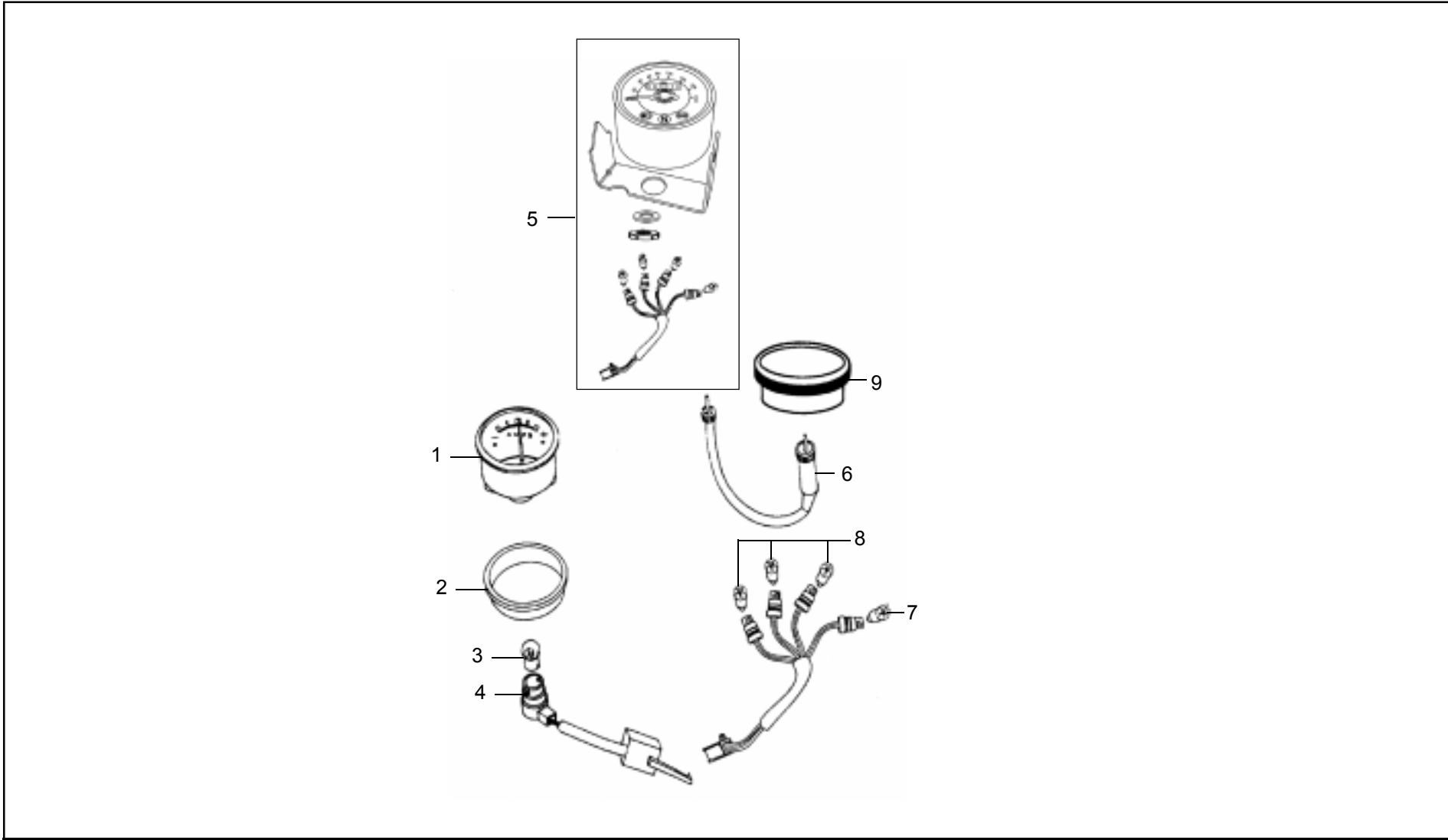
07-10 Harness, Wiring Cable & Fuse



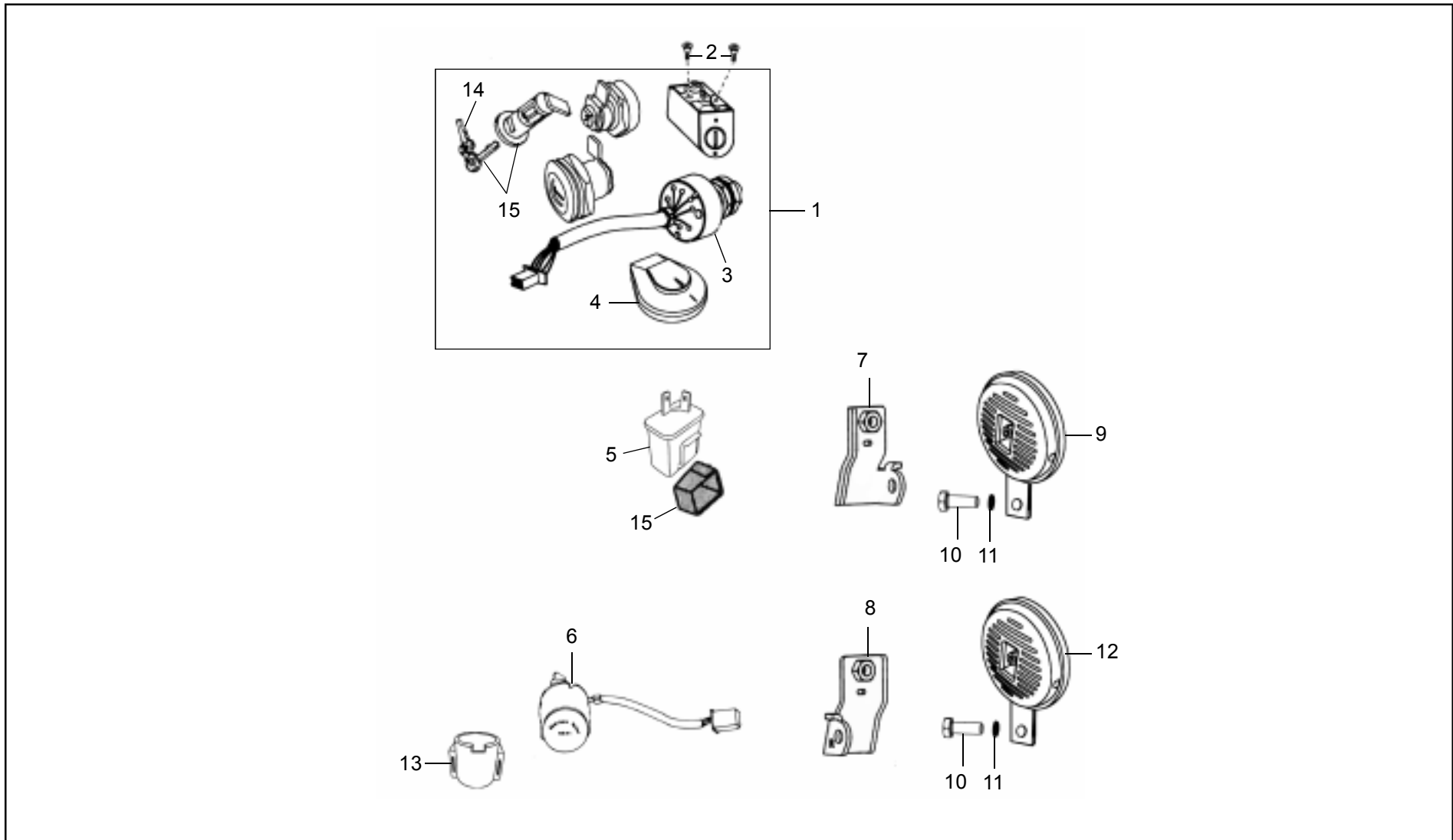
07-20 Head Lamp



07-30 Ammeter & Speedometer



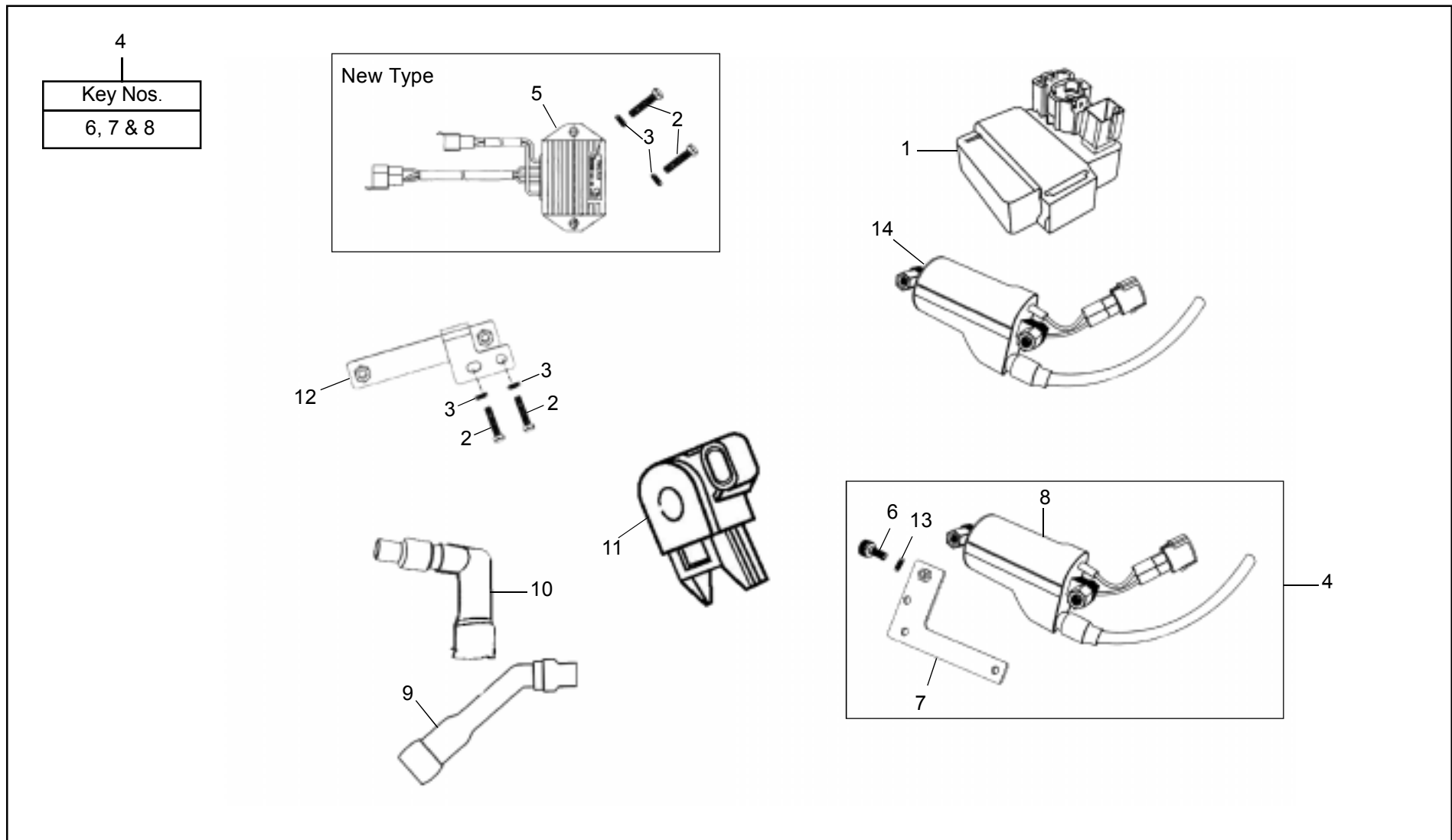
07-40 Switches, Horn & Relays



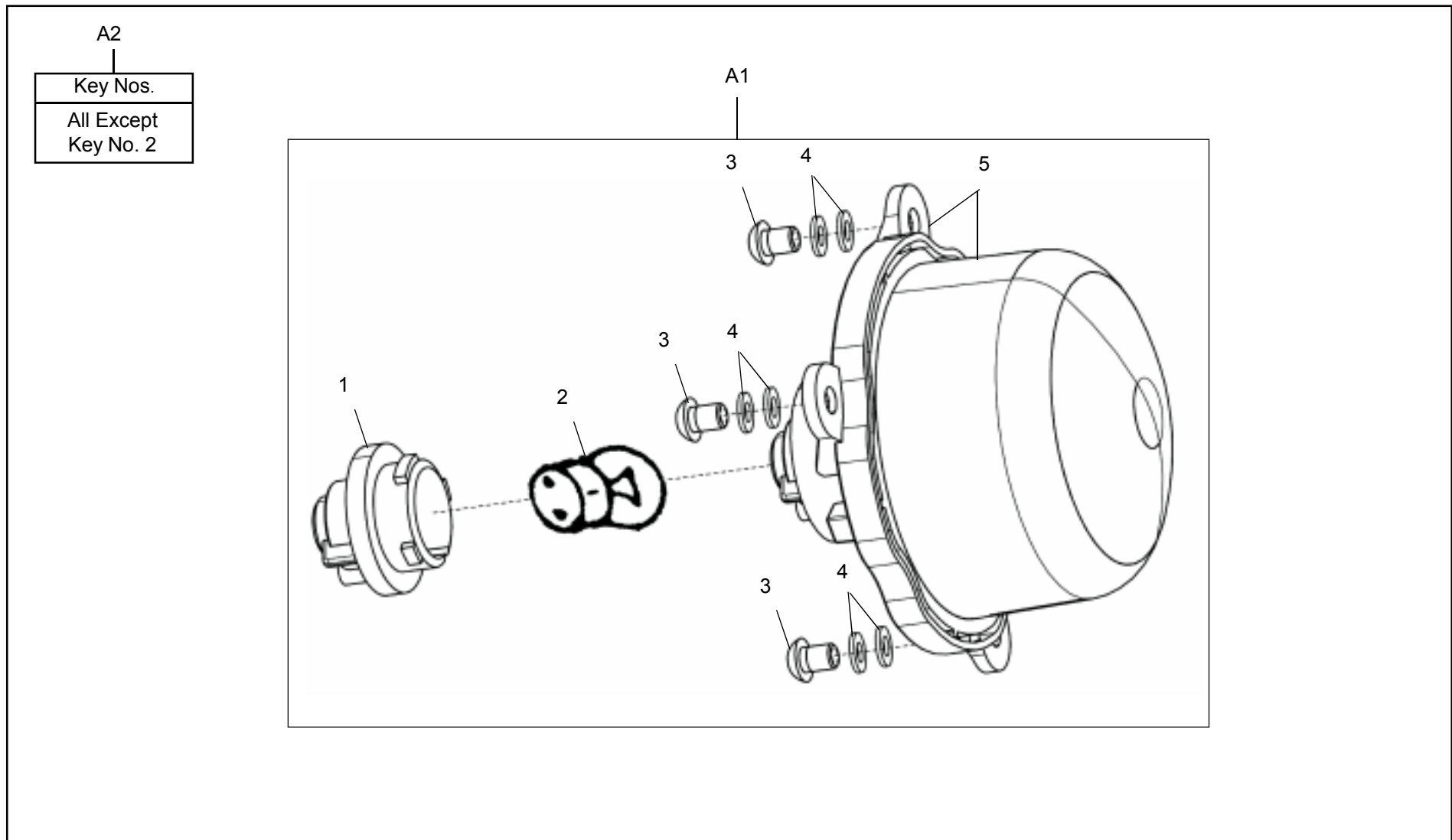
07-40 Switches, Horn & Relays

KEY No.	Part Number	DESCRIPTION	QTY.	REFERENCE	REMARKS	MOQ Nos.
1	592245/b	Common Key Set	1			1
2	146435	C'sk Head Screw With Hex.Soc. M6X12	2			20
3	147954/a	Ignition Switch with Key	1			1
4	591061/c	Cap Assy, Fuel Tank with Key	1			1
5	580396/a	Electronic Flasher Unit	1			1
6	147955/b	Relay Starter	1			1
7	592969/a	Bracket LH Assy., Horn Mounting	1			1
8	592968/a	Bracket RH Assy., Horn Mounting	1			1
9	591980/a	Horn LT, (LH Side)	1		Twin Horn Type, SB-648	1
10	586002/a	Flanged Hex. Bolt, M8X20	1			10
11	586038/a	Spring Washer	1			10
12	591981/a	Horn HT (RH Side)	1		Twin Horn Type, SB-648	1
13	146173/c	Holder	1			5
14	999991	Blank Key	2			2
15	597132	Battery Cover Lock with Key	1			1

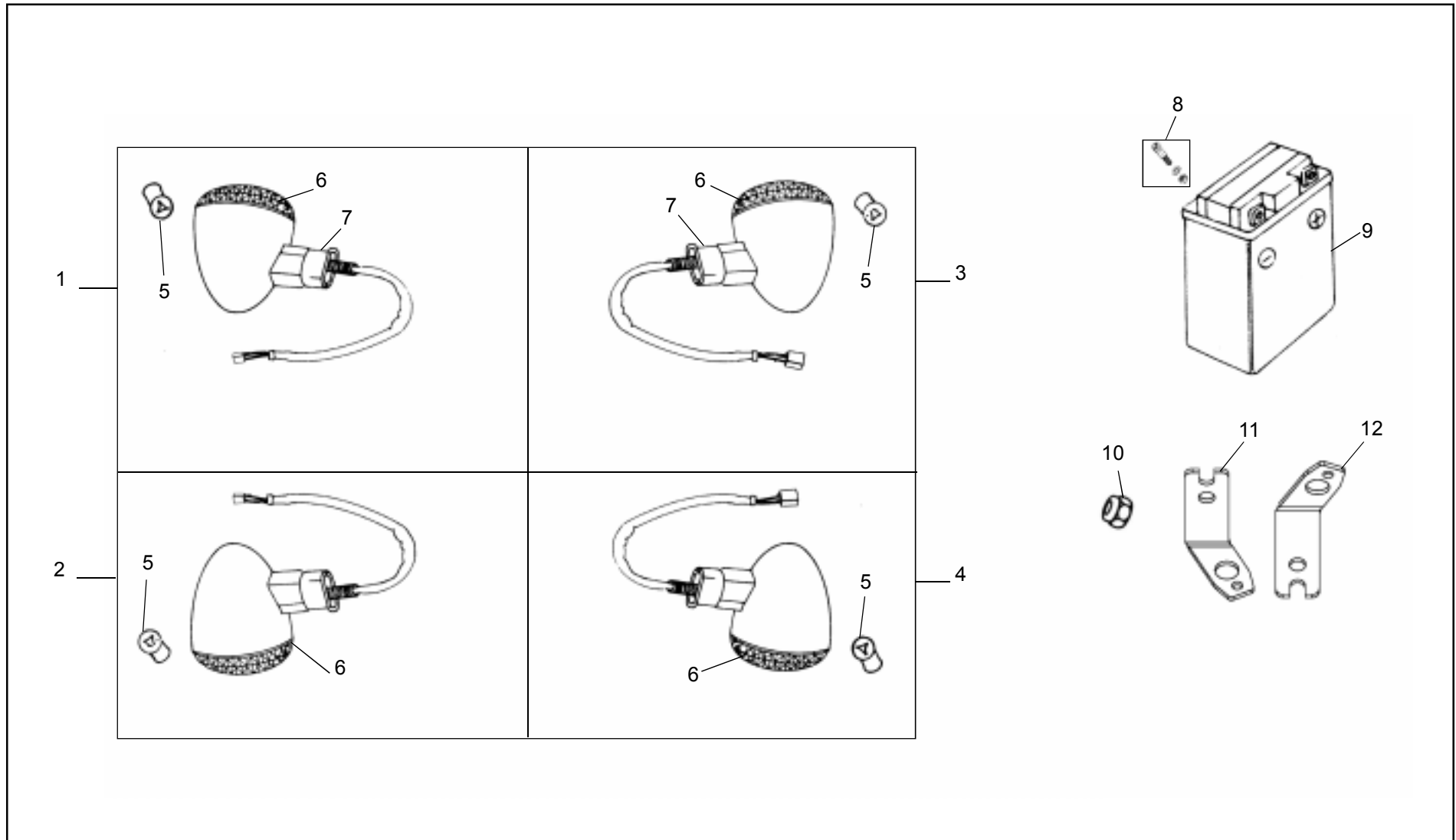
07-50 TCI System




07-60 Tail Lamp






07-70 Trafficators Lights & Battery




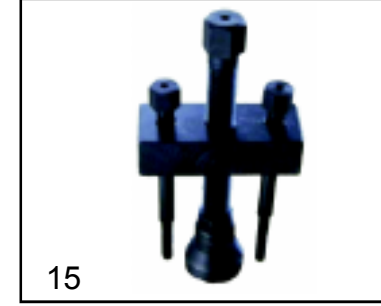


08-00 Tools & First Aid Kit




08-10 Special Tools List - A (COMMON)




08-10 Special Tools List - B




09-00 Wall Charts List (Domestic)



1




2



3



4



5

09-10 All UCE Models Service Publication List -A (Domestic)



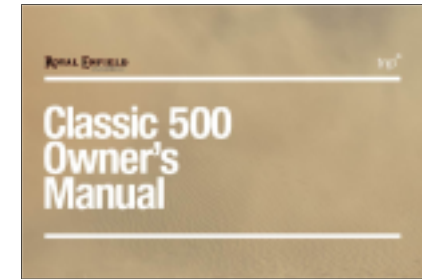
1



2



3



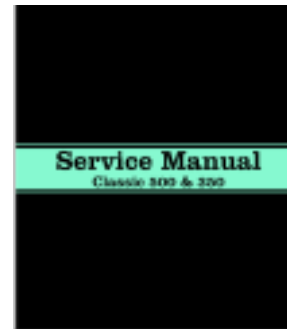
4



5



6-a



6-b



7



8



9



10



11




12



13


09-20 All UCE Models Service Publication List -B (Domestic)




14




15



16



17

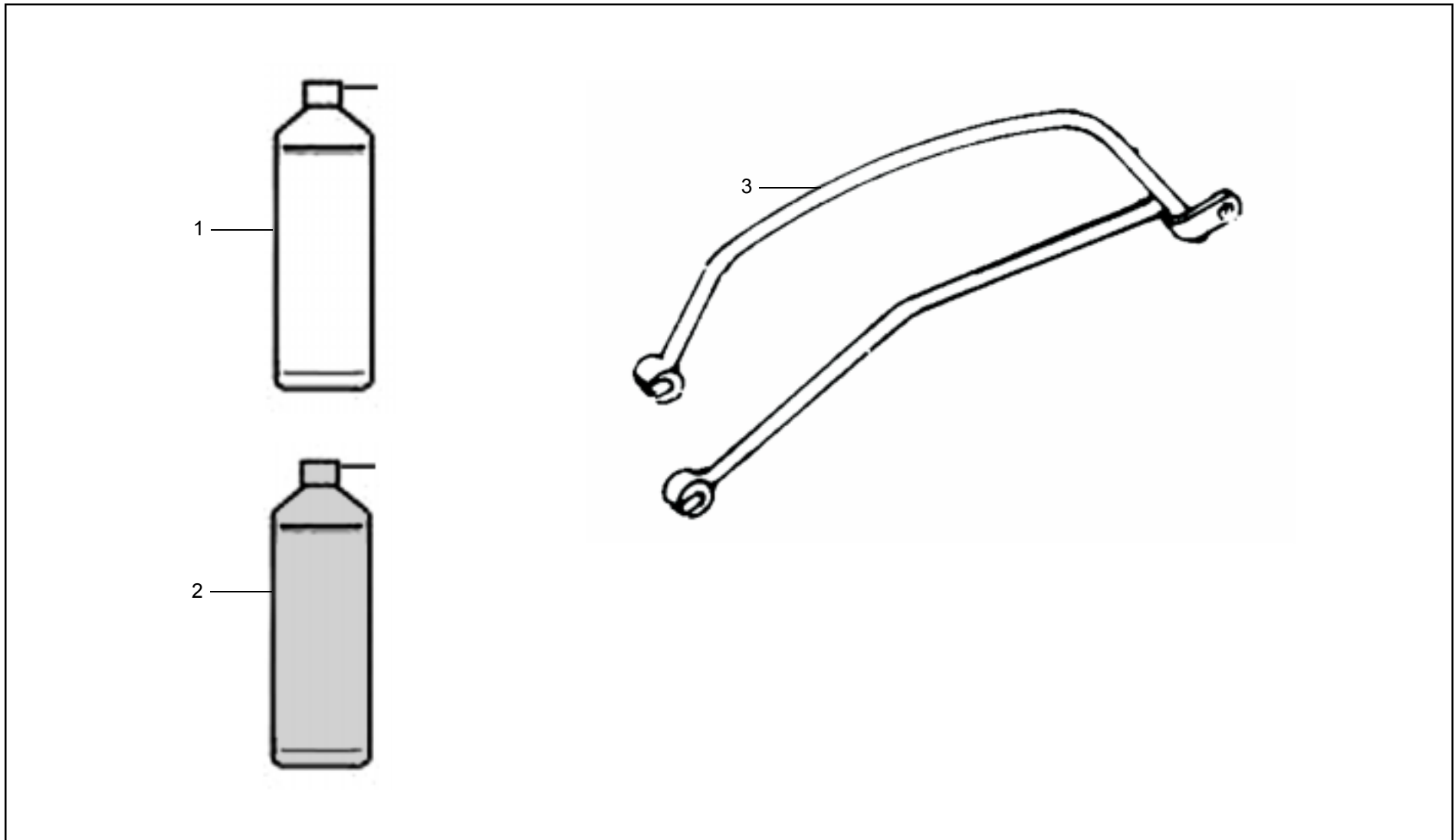


18

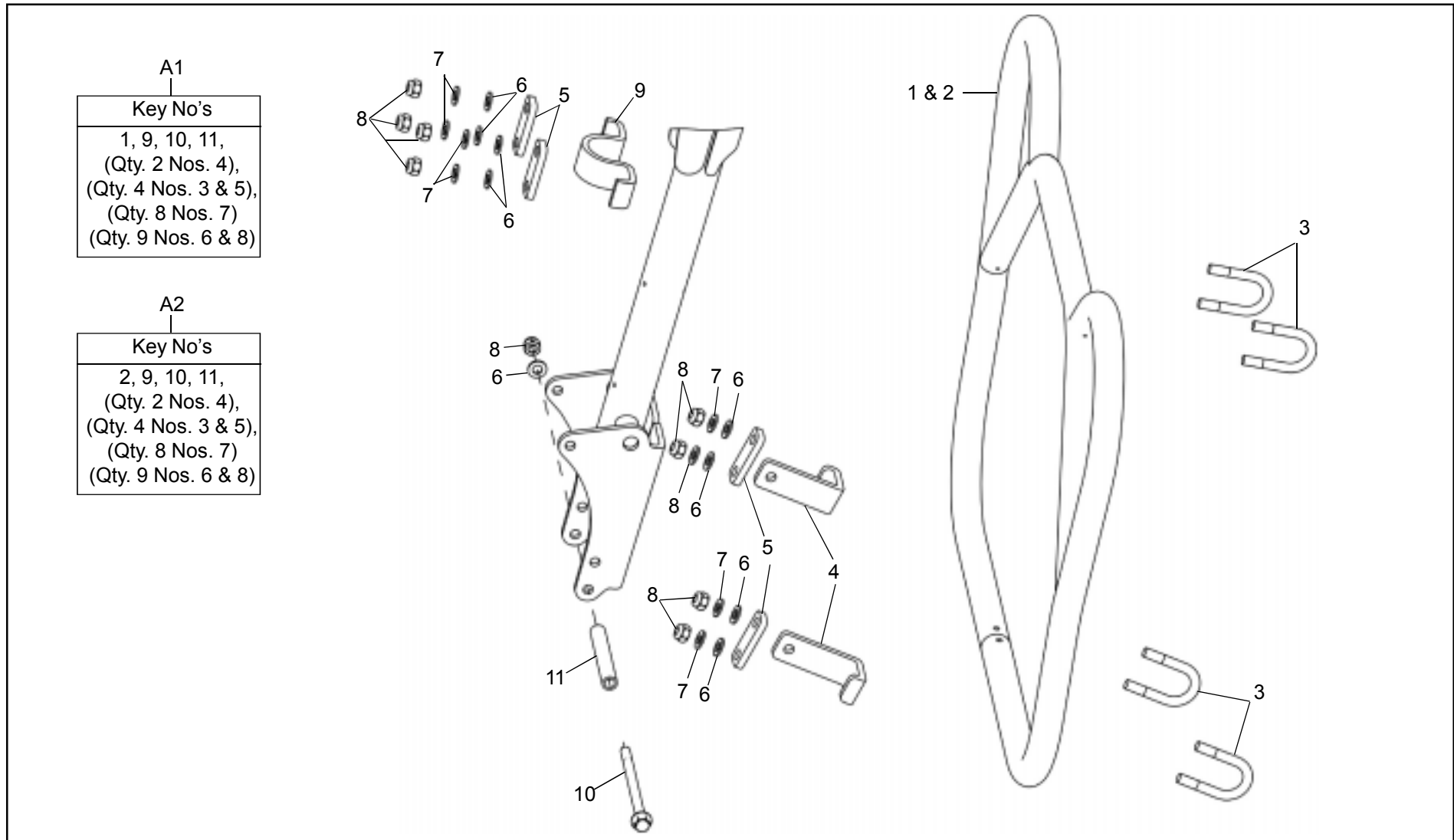


19

09-30 After Market Parts List - A



09-40 After Market Parts List - B



09-50 After Market Parts List - C

--

09-50 After Market Parts List - C

KEY No.	Part Number	DESCRIPTION	QTY.	REFERENCE	REMARKS	MOQ Nos.
1						
2						
3						
4						
5						
6						
7						
8						
9						
10						
11						
12						
13						
14						
15						
16						
17						
18						
19						
20						

10-00 Part Number Index

Part No.	Page No.	Key No.
110050	45	5
110179	143	9
110349	95	12
110349	113	18
111070	103	4
111914	19	38
111947	103	2
111947	137	45
140201	83	3
140508	99	5
141051	17	34
141060	63	11
141060	65	12
141060	91	8
141060	121	24
141560	63	12
141715	141	3
141715	143	3
142182	85	31
142182	89	24

Part No.	Page No.	Key No.
142274	103	7
142606	115	17
142721	151	5
144295	95	A4
144514	143	8
144844	33	43
145090	23	27
145090	115	4
145091	115	12
145854	107	4
146375	67	4
146419	143	4
146435	145	2
146452	143	7
110037/3	45	4
110037/3	49	23
110116/c	83	9
120005/b	47	8
140080/2	127	3
140189/3	83	10

Part No.	Page No.	Key No.
140193/b	85	21
140196/d	83	18
140202/c	83	16
140206/5	83	14
140248/c	143	2
140331/a	49	20
140332/b	49	21
140333/b	49	22
140355/b	97	21
140355/b	113	31
140437/1	131	4
140573/b	135	29
140872/b	85	29
141109/1	95	8
141109/1	113	28
141113/1	113	30
141115/c	111	7
141119/c	113	29
141161/c	137	44
141161/c	139	6

Part No.	Page No.	Key No.
141162/c	69	7
141162/c	139	7
141246/c	39	24
141632/a	141	6
141634/a	141	2
141649/a	141	8
142257/b	49	32
142505/a	103	3
142532/b	91	11
142606/a	147	13
143079/b	131	9
143275/b	119	17
143496/1	101	21
143548/a	63	5
143818/1	83	13
143825/1	83	15
143906/b	85	22
144471/a	111	2
144570/d	115	1
144581/e	83	5

10-00 Part Number Index

Part No.	Page No.	Key No.
144582/e	83	4
144583/e	83	2
144600/a	21	8
144636/a	21	13
144636/a	39	32
144636/a	61	48
144766/a	125	5
144846/a	17	26
144846/a	51	38
144886/c	117	1
145089/b	115	3
145157/b	19	42
145186/c	125	4
145446/a	83	1
145540/A	123	5
145541/A	123	6
145543/b	119	6
145543/b	135	25
145553/b	111	4
145882/a	85	27

Part No.	Page No.	Key No.
145882/a	91	13
145882/a	149	3
145883/a	141	5
145980/d	73	2
145980/d	143	6
145989/b	69	6
146031/a	23	15
146032/a	83	12
146044/a	69	3
146173/c	145	13
146256/a	113	27
146318/a	135	27
146347/b	105	1
146450/b	23	26
146459/a	17	28
146499/b	113	25
146610/a	83	11
146714/a	49	31
147074/a	87	2
147077/a	87	1

Part No.	Page No.	Key No.
147078/a	89	21
147081/a	89	20
147082/a	89	15
147087/a	89	19
147088/a	89	22
147096/a	147	8
147098/c	147	5
147150/b	115	2
147271/b	69	16
147507/a	95	2
147560/a	85	19
147561/a	83	17
147630/a	87	9
147632/a	87	7
147649/b	79	A2
147650/a	75	A1
147651/a	77	18
147652/b	77	15
147652/b	95	3
147701/a	135	31

Part No.	Page No.	Key No.
147770/d	143	5
147866/b	79	A1
147878/a	111	9
147896/a	65	2
147896/a	85	28
147951/a	147	12
147952/b	139	1
147954/a	145	3
147955/b	145	6
147956/b	139	3
150324/a	95	9
150324/a	113	26
170242/a	119	10
170352/1	105	5
170547/a	111	1
320038	165	2
320050	165	1
320728	165	1
390066	13	3
390067	13	4

10-00 Part Number Index

Part No.	Page No.	Key No.
390068	13	5
390069	13	6
500847	59	20
500862	61	35
500869	61	36
502071	147	6
550024	55	18
550025	25	43
550028	15	4
550061	35	1
550108	23	16
550141	53	7
560013	21	10
560013	139	12
570011	45	14
570013	15	5
570013	45	11
570016	37	2
570024	37	10
570025	37	4

Part No.	Page No.	Key No.
570028	47	9
570030	39	30
570032	37	15
570052	21	2
570073	37	16
570094	37	1
570130	37	12
570155	17	30
570157	53	A1
570209	47	15
570213	23	18
570232	47	5
570233	25	52
570234	27	61
570240	49	29
570241	17	22
570241	23	23
570293	21	4
570295	39	28
570407	35	6

Part No.	Page No.	Key No.
570425	15	8
570431	49	33
570440	43	1
570441	43	12
570442	39	36
570442	43	2
570481	21	12
570601	35	A3
570804	47	A1
570878	15	A4
571109	33	32
581278	127	2
582648	151	6
586032	65	11
591213	149	A2
591972	69	11
591973	69	12
591974	69	14
591975	69	13
593144	89	26

Part No.	Page No.	Key No.
594620	77	21
597132	131	6
597132	145	15
597204	83	A1
597372	69	A3
597462	107	A1
597473	159	A1
500104/d	45	2
500104/d	47	3
500116/a	33	37
500123/a	33	36
500307/a	31	16
500309/b	31	17
500322/a	31	18
500347/a	31	19
500352/a	31	15
500613/a	17	20
500616/a	17	18
500617/a	15	15
500619/a	17	19

10-00 Part Number Index

Part No.	Page No.	Key No.
500621/a	15	16
500622/b	15	3
500635/a	37	14
500637/b	15	14
500712/a	63	1
500856/a	61	43
500870/a	61	37
500917/b	99	16
502006/A	123	9
502018/b	35	8
502019/a	35	9
502070/a	25	45
510804/a	65	9
521186/a	69	8
521200/a	61	49
521201/b	69	2
521202/a	69	1
540097/b	151	11
540098/b	151	12
540117/a	69	5

Part No.	Page No.	Key No.
540118/a	69	4
550007/c	53	14
550008/b	53	15
550011/c	53	10
550023/e	53	12
550030/c	47	16
550030/c	53	9
550032/a	45	10
550032/a	47	10
550072/b	27	60
550075/a	53	1
550078/a	53	6
550081/f	53	4
550086/a	37	5
550090/f	53	5
550091/f	53	3
550119/b	55	21
550216/d	53	11
550256/a	27	57
550507/a	35	12

Part No.	Page No.	Key No.
550661/a	35	13
560058/b	131	3
560195/a	71	19
560210/a	131	8
560502/e	95	11
560516/a	85	30
560516/a	91	12
560519/e	95	13
560521/b	97	14
560524/b	97	16
560530/d	77	14
560530/d	95	4
560534/a	77	16
560535/a	77	17
560546/a	95	5
560632/a	71	18
560633/a	71	17
570005/c	45	7
570006/e	45	6
570007/g	37	9

Part No.	Page No.	Key No.
570008/g	45	3
570012/c	45	12
570029/d	39	25
570037/a	47	7
570039/d	23	31
570044/j	25	40
570047/d	39	29
570054/g	49	36
570057/b	49	35
570059/c	17	24
570063/f	37	19
570072/d	37	8
570074/i	37	13
570078/d	49	34
570086/d	39	27
570087/d	45	13
570088/d	39	33
570089/d	39	31
570090/d	39	34
570091/d	37	11

10-00 Part Number Index

Part No.	Page No.	Key No.
570097/b	47	1
570099/c	23	29
570100/b	25	38
570102/d	19	44
570102/d	25	33
570128/f	29	3
570129/h	29	2
570131/a	29	9
570132/a	25	41
570132/a	27	58
570141/e	47	4
570158/b	53	A2
570165/c	33	40
570175/b	101	27
570176/d	17	27
570181/b	25	34
570182/b	19	45
570183/d	15	2
570184/b	25	51
570185/c	51	43

Part No.	Page No.	Key No.
570186/d	51	44
570187/b	51	49
570193/b	51	45
570198/c	25	49
570201/f	45	9
570201/f	47	11
570202/g	53	8
570204/m	55	20
570205/n	53	16
570206/m	47	13
570207/a	47	14
570208/b	47	12
570214/f	23	19
570218/c	23	17
570219/f	27	55
570227/f	27	59
570229/d	27	56
570230/f	25	35
570231/h	27	53
570235/e	27	54

Part No.	Page No.	Key No.
570239/c	49	30
570244/c	35	10
570246/e	23	22
570247/d	23	21
570248/e	49	18
570249/g	39	22
570276/d	51	37
570280/b	25	37
570291/a	35	5
570298/a	23	30
570298/a	25	39
570298/a	31	11
570298/a	37	6
570300/b	23	24
570303/a	21	9
570304/b	23	32
570309/c	21	A2
570410/f	35	14
570414/b	39	21
570416/i	15	7

Part No.	Page No.	Key No.
570421/a	25	42
570424/d	15	10
570426/h	15	9
570433/b	43	11
570434/d	43	6
570436/c	43	7
570437/c	43	8
570438/b	43	5
570439/b	43	4
570444/e	17	31
570446/k	39	35
570447/b	43	3
570451/b	43	10
570452/e	35	4
570465/c	39	38
570467/a	17	29
570468/b	23	14
570469/a	49	24
570478/b	31	25
570479/b	31	28

10-00 Part Number Index

Part No.	Page No.	Key No.
570480/b	31	27
570482/b	31	26
570489/a	31	29
570532/p	31	14
570533/p	29	10
570535/g	31	12
570536/g	31	13
570537/d	33	33
570538/d	33	34
570547/c	109	3
570551/c	37	18
570570/d	37	7
570596/b	53	13
570604/a	19	46
570643/a	21	A3
570658/b	49	25
570662/c	51	39
570663/a	49	26
570664/b	49	27
570665/b	51	48

Part No.	Page No.	Key No.
570666/a	51	47
570702/a	49	28
570706/b	53	A3
570713/a	21	6
570715/a	45	15
570715/a	51	42
570716/a	45	16
570716/b	49	17
570718/a	15	6
570723/a	25	33
570805/a	47	A2
570807/c	19	43
570808/c	19	41
570821/a	55	19
570823/a	53	17
570828/b	153	A1
570845/a	61	41
570846/a	61	33
570866/a	25	48
570867/a	25	46

Part No.	Page No.	Key No.
570872/a	17	29
570874/a	59	29
570886/b	61	47
570888/a	147	1
570889/d	57	A1
570896/b	73	1
570899/a	61	46
570900/a	57	1
570901/a	57	2
570902/a	57	3
570903/a	57	4
570904/a	57	5
570905/a	57	6
570906/a	57	7
570907/a	57	8
570908/a	57	9
570909/a	57	10
570910/a	57	11
570911/a	57	12
570912/a	59	13

Part No.	Page No.	Key No.
570913/a	59	14
570914/a	59	15
570915/a	59	16
570916/a	59	17
570917/a	59	18
570918/a	59	19
570919/a	59	21
570920/a	59	22
570921/a	59	24
570921/a	147	11
570922/a	59	23
570923/a	59	25
570924/a	59	26
570925/a	59	27
570926/a	59	28
570927/a	59	30
570928/a	59	31
570929/a	59	32
570930/a	61	34
570931/a	61	38

10-00 Part Number Index

Part No.	Page No.	Key No.	Part No.	Page No.	Key No.	Part No.	Page No.	Key No.	Part No.	Page No.	Key No.
570932/a	61	39	571117/c	29	4	572017/a	17	23	580397/a	147	9
570933/a	61	40	571118/a	29	5	572019/a	17	21	580412/a	117	4
570934/a	61	42	571119/a	33	31	572021/b	29	7	580431/e	105	7
570940/a	61	45	571155/a	21	1	572022/b	29	8	580431/e	135	21
570946/a	61	44	571156/b	35	7	572044/a	55	22	580441/a	69	15
571032/b	23	20	571156/b	73	3	572327/a	31	20	580749/d	109	8
571032/b	107	5	571164/a	23	28	572328/a	31	24	581027/b	147	14
571034/d	31	22	571166/b	21	3	572338/b	51	46	581085/b	107	3
571035/d	31	21	571172/c	51	40	573964/a	17	32	581122/a	119	16
571036/b	33	41	571201/a	17	17	573985/a	135	30	581316/b	101	28
571037/b	33	42	571205/a	45	8	580037/h	109	4	581318/b	63	7
571039/b	33	35	571206/a	61	50	580038/e	109	6	581319/b	63	8
571043/c	33	39	571216/a	39	20	580139/c	115	13	581320/d	63	9
571047/d	21	A1	571221/a	39	26	580310/a	115	8	581690/a	99	10
571100/a	43	9	572011/a	15	11	580314/a	133	16	582510/a	37	17
571108/a	31	30	572012/a	21	7	580343/a	109	1	582510/a	139	11
571113/a	41	39	572014/a	15	13	580344/a	109	2	582511/a	139	10
571113/a	43	A1	572015/a	35	3	580347/d	109	5	582511/a	137	43
571115/c	21	5	572015/a	35	11	580377/b	147	7	582512/a	139	4
571116/b	47	6	572016/a	17	25	580396/a	145	5	582513/a	139	5

10-00 Part Number Index

Part No.	Page No.	Key No.
582526/a	135	26
582528/a	135	39
582529/a	137	40
582530/a	135	38
582555/b	33	44
582567/a	141	7
582591/a	65	4
582601/a	139	8
582616/a	99	11
582617/a	99	12
582647/a	151	7
582663/a	135	33
582668/a	147	10
584004/a	135	37
584005/a	67	2
584005/a	131	7
584039/a	67	5
584040/b	101	18
584041/b	99	17
584049/a	101	22

Part No.	Page No.	Key No.
584516/b	103	9
584561/b	135	36
584603/a	119	12
584635/a	101	18
584636/a	99	17
584637/a	63	10
584637/a	129	7
584651/b	67	3
584666/a	135	28
584667/a	17	33
584668/a	101	24
584699/b	103	1
584703/a	103	10
584708/a	67	A1
586001/a	133	8
586002/a	91	9
586002/a	103	5
586002/a	117	7
586002/a	135	22
586002/a	145	10

Part No.	Page No.	Key No.
586003/a	119	19
586003/a	127	7
586003/a	135	32
586004/a	103	6
586004/a	119	7
586004/a	127	5
586004/a	133	10
586004/a	151	10
586005/a	45	1
586005/a	47	2
586005/a	65	8
586005/a	83	7
586005/a	101	25
586005/a	103	11
586005/a	135	24
586008/a	25	44
586008/a	133	5
586008/a	133	14
586009/a	111	14
586010/a	111	15

Part No.	Page No.	Key No.
586011/a	111	3
586012/a	113	16
586014/a	65	13
586015/a	125	3
586016/a	125	1
586017/A	125	2
586018/a	99	9
586021/a	63	14
586021/a	119	18
586021/a	121	26
586022/a	81	18
586022/a	131	5
586025/a	107	7
586027/a	115	15
586028/a	115	10
586029/a	93	15
586029/a	129	5
586029/a	135	35
586031/a	63	3
586031/a	91	7

10-00 Part Number Index

Part No.	Page No.	Key No.
586031/a	121	25
586031/a	129	3
586031/a	135	34
586032/a	63	2
586032/a	91	14
586032/a	99	13
586032/a	103	8
586032/a	119	4
586032/a	129	4
586032/a	147	3
586032/a	149	4
586034/a	121	21
586035/a	63	13
586035/a	121	23
586036/a	89	25
586036/a	133	9
586038/a	91	10
586038/a	145	11
586039/a	115	14
586040/a	115	9

Part No.	Page No.	Key No.
586041/a	117	8
586045/a	117	5
586052/a	129	2
586053/a	147	2
586054/a	119	8
586055/a	103	13
586055/a	137	46
586056/a	101	29
586056/a	103	12
586068/a	99	4
586070/a	97	17
586071/a	101	20
586072/a	83	8
586076/a	117	6
586077/a	117	10
586084/a	39	23
590906/b	101	19
590907/a	137	41
591011/e	149	A1
591023/a	119	11

Part No.	Page No.	Key No.
591061/c	99	3
591061/c	145	4
591073/a	109	9
591073/a	135	20
591074/c	117	3
591099/a	119	14
591210/a	111	12
591214/c	149	2
591215/a	149	1
591216/a	149	5
591352/a	129	6
591389/a	133	15
591425/a	123	3
591427/a	123	A2
591428/b	123	4
591434/a	141	1
591439/a	123	7
591442/a	141	4
591451/a	115	16
591512/a	89	16

Part No.	Page No.	Key No.
591513/a	89	17
591521/a	71	20
591522/a	71	21
591537/A	123	8
591556/a	121	20
591560/a	139	2
591577/a	99	6
591578/a	65	5
591578/a	121	22
591603/f	95	A1
591604/c	111	A1
591614/b	77	20
591614/b	117	2
591678/a	123	A1
591692/e	131	1
591702/a	63	4
591702/a	99	14
591713/c	127	4
591816/a	115	A1
591871/c	65	6

10-00 Part Number Index

Part No.	Page No.	Key No.
591873/b	141	A1
591905/c	141	A2
591980/a	145	9
591981/a	145	12
591992/b	127	6
592012/a	113	24
592013/a	113	17
592030/a	119	9
592140/b	119	15
592150/a	69	9
592169/b	151	4
592170/b	151	2
592171/b	151	3
592172/b	151	1
592175/a	147	4
592212/a	151	9
592237/a	25	47
592245/b	145	1
592248/a	85	20
592256/a	79	6

Part No.	Page No.	Key No.
592281/a	71	22
592300/a	69	10
592509/b	65	3
592510/a	69	A1
592566/a	143	1
592593/a	37	A1
592857/b	77	23
592857/b	75	10
592858/e	65	1
592893/d	65	10
592936/h	65	7
592968/a	145	8
592969/a	145	7
593000/b	91	5
593001/c	95	1
593005/a	91	6
593005/a	119	5
593010/c	101	26
593011/c	101	30
593011/c	123	10

Part No.	Page No.	Key No.
593011/c	127	1
593011/c	133	17
593020/c	133	18
593021/c	133	19
593022/c	133	13
593024/d	133	15
593038/d	39	37
593038/d	97	18
593039/d	111	11
593040/d	111	6
593041/c	111	13
593045/b	107	2
593046/a	105	3
593049/c	133	4
593050/c	133	6
593060/c	133	7
593061/c	133	12
593062/c	97	15
593063/c	95	7
593070/c	117	9

Part No.	Page No.	Key No.
593075/c	115	5
593076/d	115	6
593109/a	105	4
593110/b	105	2
593142/b	113	22
593143/b	113	21
593149/a	87	3
593150/a	87	4
593151/b	87	A1
593152/b	87	A2
593990/a	87	11
593991/a	89	18
594264/b	99	8
594268/b	99	1
594268/b	137	42
594470/a	99	15
594538/a	99	7
594601/a	105	6
594630/a	81	17
594683/a	71	24


10-00 Part Number Index

Part No.	Page No.	Key No.
594705/a	75	A7
594706/a	75	A8
594707/a	75	A9
594708/a	75	A10
594709/a	75	A11
594710/a	75	A4
594712/a	75	A5
594713/a	79	A6
594714/a	79	A7
594715/a	79	A3
594717/a	79	A8
594718/a	79	A9
594720/a	79	A5
594721/a	79	A4
594744/a	139	9
594814/a	101	23
600005	29	A2
801161	63	6
801275	83	6
801459	123	1

Part No.	Page No.	Key No.
801479	107	6
801479	111	5
801527	133	2
801528	133	3
801529	133	11
801529	135	23
801574	127	8
801580	125	6
801604	85	24
804005	111	8
804028	95	6
845007	119	13
845021	85	26
855019	85	23
855020	91	1
855021	91	2
855022	91	3
855023	91	4
859036	29	A1
859053	29	A9

Part No.	Page No.	Key No.
859055	29	A10
861003	37	3
861011	113	23
861012	95	10
861016	29	1
861017	29	6
861029	35	A1
861030	35	A2
861034	23	25
861035	21	11
861036	15	A1
861037	15	1
861064	13	1
861065	25	50
866008	85	25
866055	109	A1
866081	131	A1
866086	129	1
866087	99	A1
866088	119	1

Part No.	Page No.	Key No.
866089	119	2
866090	119	3
866091	63	A1
867008	107	1
867028	123	2
867058	167	2
867059	121	27
867073	133	1
868474	167	1
869037	33	38
880001	129	1
880002	99	A1
880003	119	1
880004	63	A1
880005	85	24
880006	85	23
880007	91	1
880008	91	2
880009	91	3
880010	91	4



ROYAL ENFIELD

Royal Enfield, A Unit of Eicher Motors Limited, Tiruvottiyur High Road, Tiruvottiyur, Chennai - 600 019.

Ph: 044 4223 0400, Fax: 044 4201 1719. E-mail: customerservice@royalenfield.com

www.royalenfield.com