

*PLATINA*



*PLATINA*

# Spare Parts Catalogue



## Notice

---



All information contained in this manual is based on the latest product information at the time of publication. Bajaj Auto Limited accepts no liability for any inaccuracies or omissions in this publication, although every possible care has been taken to make it as complete and accurate as possible. All procedures and specifications subject to change without prior notice. The right is reserved to make such changes at any time without prior notice and without incurring an obligation to make such changes to product manufactured previously. Contact your authorized Bajaj Dealer for the latest information on product improvements incorporated after this manual was issued.

**DOC. NO.: XXXXXXXX**

**REV. 00, JUL. 16**

Copy rights : All rights reserved. No part of this publicatin may be reproduced, stored in a retrival system, Or transmitted in any form or by any means, electronic mechanical photocopying, recording or otherwise, without the prior written permission of Bajaj Auto LTD.

---

We have pleasure in presenting the Spare Parts Catalogue for ' **Platina 100 ES / KS UG**' Motorcycle. This catalogue has been specially designed to assist you in selecting the correct parts for procurement to maintain 100% availability.

The Bajaj spares are subjected to the stringent quality control standards to ensure longer life of the vehicle. It is therefore necessary that only the Genuine Bajaj Spares are used.

In a continual effort to improve Performance and Efficiency of the vehicles, Specifications, Diagrams, Illustrations and Part Numbers can change without notice. Consequently, the description in this Spare Parts Catalogue cannot therefore be final and binding on us.

The modifications / alterations which are carried out after the issue of this catalogue, will be conveyed to you through our Service Circulars. You are requested to make necessary corrections in the Parts Catalogue as per the circulars so as to keep your catalogue up-to-date. This will ensure the appropriate and speedy delivery of the Spare Parts as the order placed will bear the latest part numbers.

In case, if you need any technical assistance contact the concerned Regional Office or write to us on the following address :

## **Bajaj Auto Limited**

Akurdi, Pune 411 035 India

**1. How to Read the Catalogue :** Open the catalogue and from the pictorial index locate the group in which the part you want to find is present. Turn over to the concerned page number (as given by pictorial index). Now find out the figure of the part you wish to order. Write down the part number against that particular figure number from the text.

In case, if you have the part number and you need the other details, the part index can be used. The part index (at the end of the catalogue) will give you the figure and page number of the part you wish to order.

**2. How to Order Spare Parts :** The part number and the description of the part required should be invariably mentioned in the order as per the catalogue text.

The latest part number as conveyed through our service circulars should only appear on the order. In case of ordering painted components, colour shade of the components should be mentioned.

The quantity shown against the part number is the quantity per vehicle for that group so that particular quantity should be multiplied by the number of sets required.

**3. Part Number System :** We have used 8 digit system for part numbers. The model or hardware item is indicated by first two digits or alphanumeric, the next two or four digits indicate main group and the last four or two digits indicate serial number in main group or serial number or subgroup of fastener respectively. Thus the part numbers will be indicated by 2-2-4 or 2-4-2 digit system. Understanding this system will enable you to identify the spare parts easily.

**4. Abbreviations :** The following abbreviations are used in this catalogue.

Assly	Assembly	V	Volts
N.I.	Not illustrated	W	Watts
C'case	Crankcase	Accl.	Accelerator
Cyl	Cylinder	Comp.	Complete
O/s	Over size	Fr.	Front
Rr.	Rear	Std.	Standard
L	Length	A/t.	Alternate
R.H.	Right hand	L.H.	Left hand
Hex.	Hexagonal	AR	As required

Plate No.	Description	Page No.
1	Cover Cylinder Head	2
2	Cylinder Head	4
3	Valve	6
4	Camshaft / Tensioner	8
5	Cylinder and Piston	10
6	Crankshaft	12
7	Transmission	14
8	Change Drum / Shift Fork	16
9	Gear Change Mechanism	18
10	Engine Assly / Crankcase RH	20
11	Crankcase LH	22
12	Oil Pump	24
13	Kick Starter Mechanism	26
14	Cover Clutch	28
15	Cover Magneto	30
16	Clutch Assly	32
17	Carburettor Assembly	34
18	Air Cleaner Complete	36
19	Silencer Assly	38
20	Starter Assly	40
21	Magneto, C.D.I. & H.T. Coil	42
22	Seat Assly / Seat Lock	44
23	Engine Mountings	46
24	Frame and Frame Fitting	48
25	Swing Arm/Rear Shock Absorber	50
26	Foot Rest - Rider / Pillion	52
27	Mudguard- Front & Rear	54
28	Stand Assembly	56
29	Tyre/ Tube / Rim	58
30	Front Hub	60

Plate No.	Description	Page No.
31	Rear Hub	62
32	Rear Brake Pedal	64
33-34	Handle Bar Assly	66-68
35	Front Fork	70
36	Petrol Tank, Cap Tank & Gauge Fuel	72
37	Fittings - Side Cover & Cover Seat	74
38	Meter Assly	76
39	Control Cables	78
40	Chain Case	80
41	Head Lamp & Fairing	82
42	Indicator Light Assly	84
43	Tail Lamp Assly / Front No. Plate	86
44	Electrical Equipments	88
45	Tool Kit	90
46	Accessories / Grab Handle	92
47	Painted Parts & Decals	94-96
	Kits List	99-103
	Part Index	104-116

# Pictorial Index



PLATE NO. : 1  
COVER CYLINDER HEAD

PAGE NO.  
1

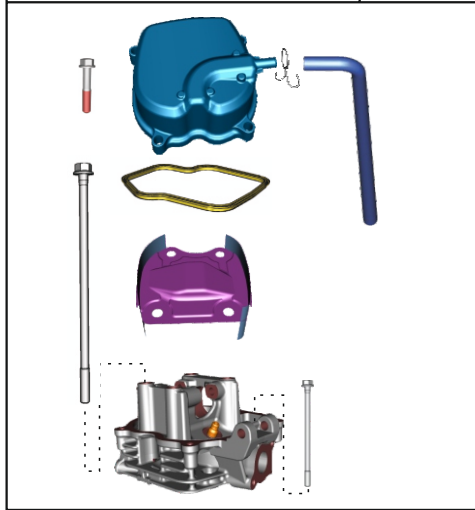


PLATE NO. : 2  
CYLINDER HEAD

PAGE NO.  
3

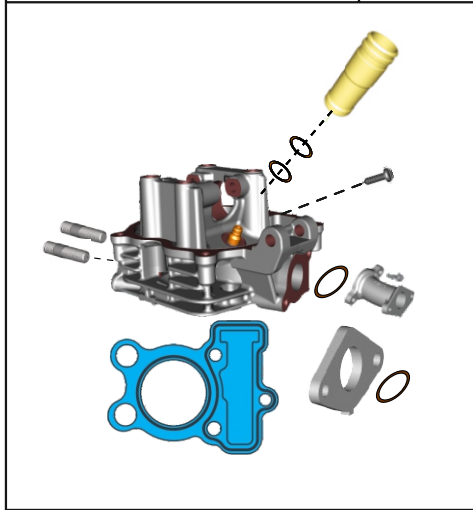


PLATE NO. : 3  
VALVE

PAGE NO.  
5

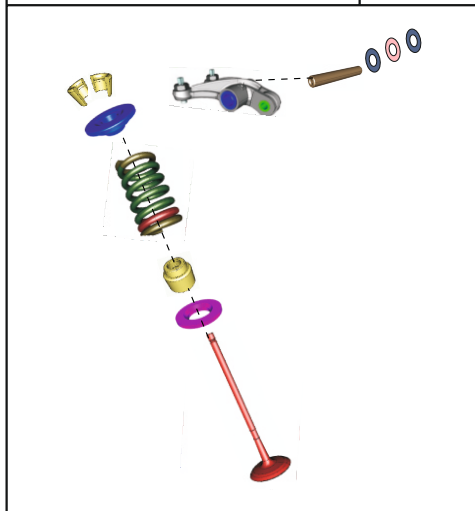



PLATE NO. : 4  
CAMSHAFT / TENSIONER

PAGE NO.  
7



# Pictorial Index



PLATE NO. : 5  
CYLINDER & PISTON

PAGE NO.  
9

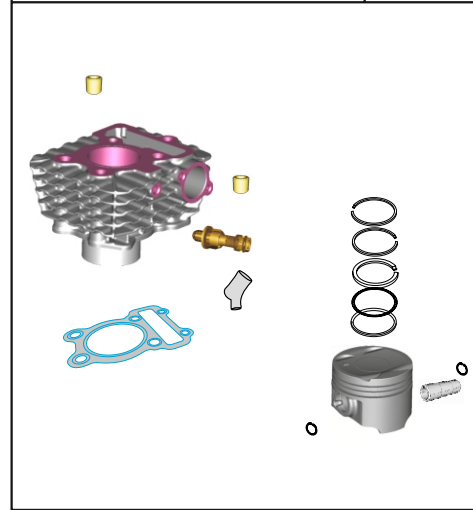


PLATE NO. : 6  
CRANKSHAFT

PAGE NO.  
11

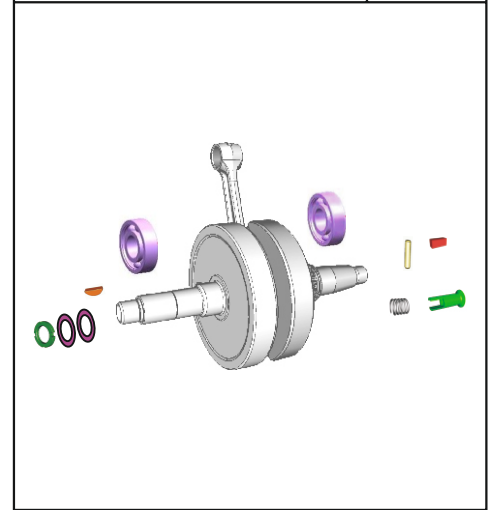


PLATE NO. : 7  
TRANSMISSION

PAGE NO.  
13

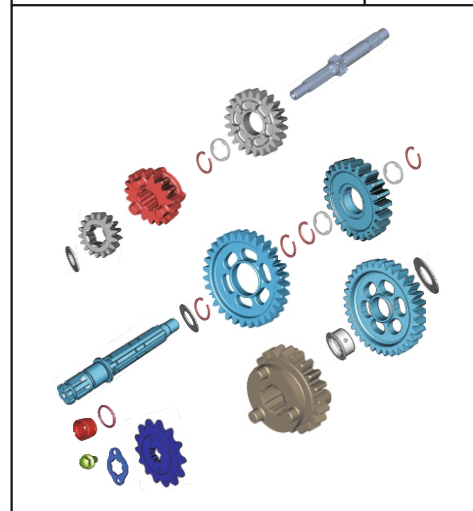
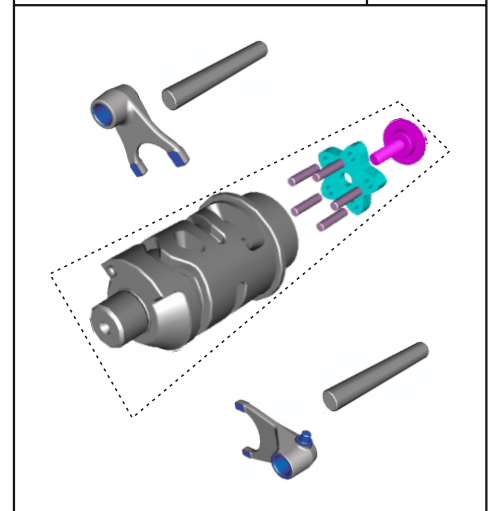


PLATE NO. : 8  
CHANGE DRUM / SHIFT FORK

PAGE NO.  
15



# Pictorial Index



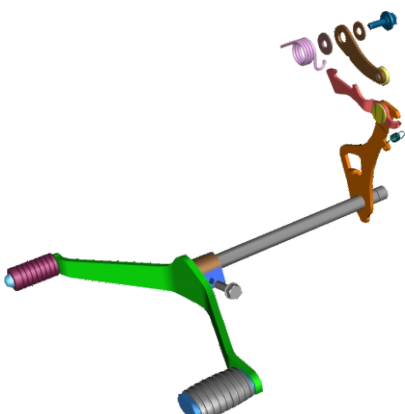

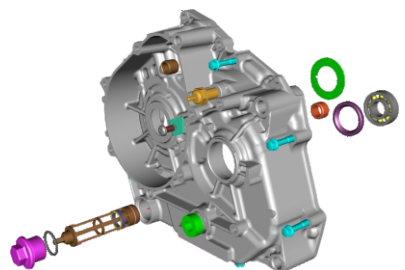
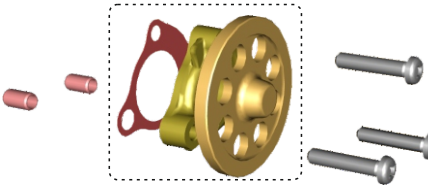
PLATE NO. : 9 GEAR CHANGE MECHANISM	PAGE NO. 17	PLATE NO. : 10 ENGINE ASSLY & CRANKCASE RH	PAGE NO. 19
			

PLATE NO. : 11 CRANKCASE LH	PAGE NO. 21	PLATE NO. : 12 OIL PUMP	PAGE NO. 23
			

# Pictorial Index




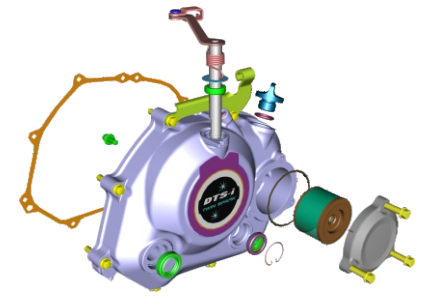
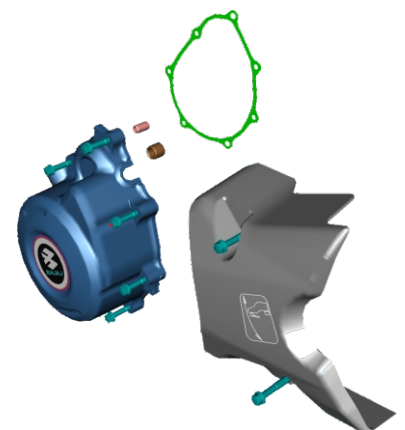

PLATE NO. : 13 KICK STARTER MECHANISM	PAGE NO. 25	PLATE NO. : 14 COVER CLUTCH	PAGE NO. 27
			

PLATE NO. : 15 COVER MAGNETO	PAGE NO. 29	PLATE NO. : 16 CLUTCH ASSLY	PAGE NO. 31
			

# Pictorial Index



PLATE NO. : 17 CARBURETTOR	PAGE NO. 33

PLATE NO. : 18 AIR CLEANER COMPLETE	PAGE NO. 35

PLATE NO. : 19 SILENCER ASSLY	PAGE NO. 37

PLATE NO. : 20 STARTER ASSLY	PAGE NO. 39

# Pictorial Index



PLATE NO. : 21 MAGNETO, C.D.I. & H.T. COIL	PAGE NO. 41

PLATE NO. : 22 SEAT ASSLY / SEAT LOCK	PAGE NO. 43

PLATE NO. : 23 ENGINE MOUNTINGS	PAGE NO. 45

PLATE NO. : 24 FRAME AND FRAME FITTING	PAGE NO. 47

# Pictorial Index



PLATE NO. : 25  
SWING ARM/REAR SHOCK ABSORBER

PAGE NO.  
49

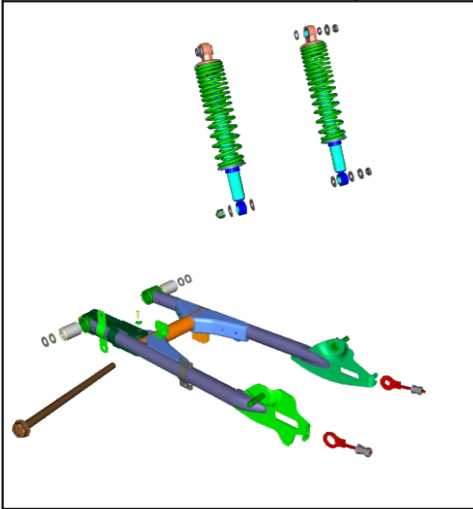


PLATE NO. : 26  
RIDER FOOT REST

PAGE NO.  
51

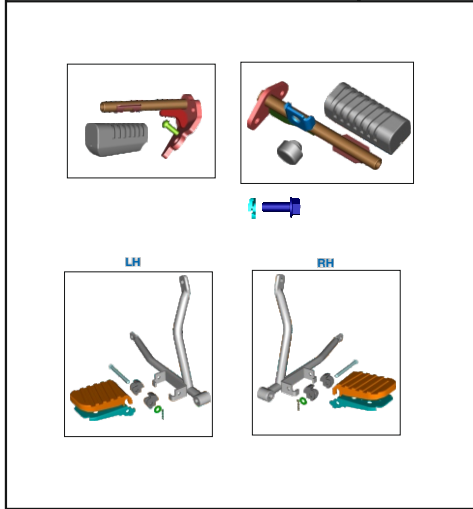


PLATE NO. : 27  
MUDGUARD- FRONT & REAR

PAGE NO.  
53

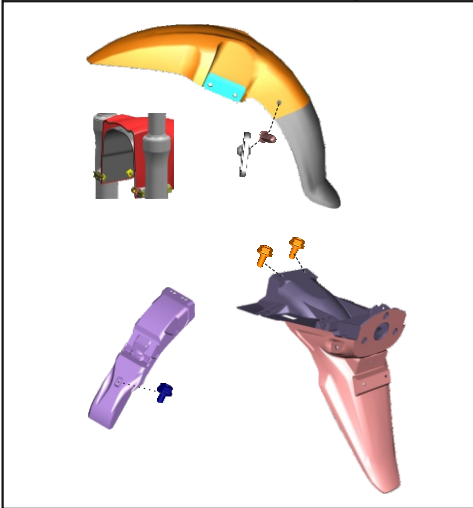
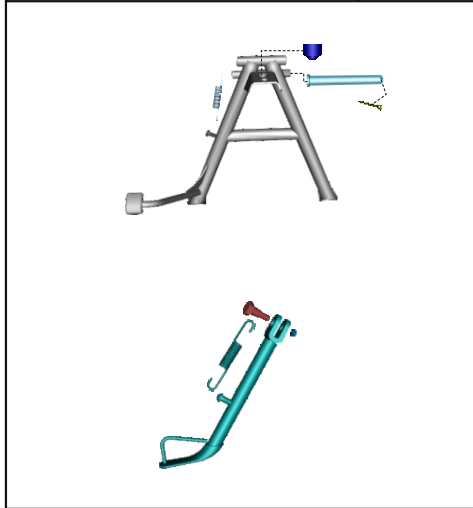


PLATE NO. : 28  
STAND ASSEMBLY

PAGE NO.  
55



# Pictorial Index



PLATE NO. : 29  
TYRE/ TUBE / RIM

PAGE NO.  
57

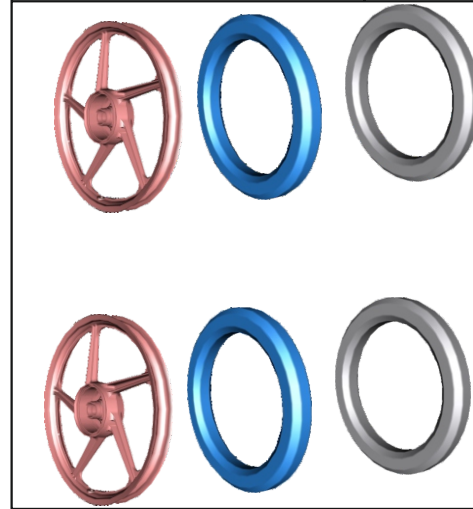


PLATE NO. : 30  
FRONT HUB (DRUM BRAKE)

PAGE NO.  
59



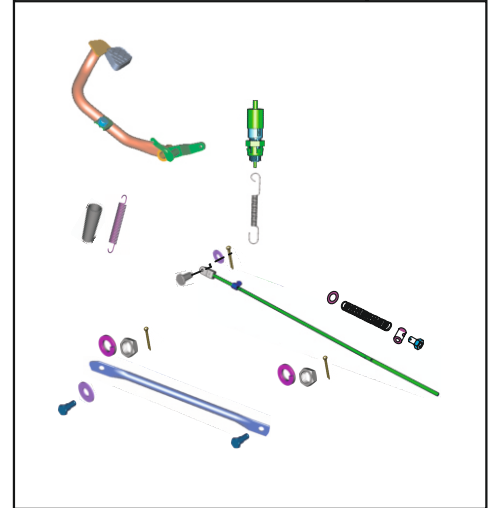
PLATE NO. : 31  
REAR HUB

PAGE NO.  
61



PLATE NO. : 32  
REAR BRAKE PEDAL

PAGE NO.  
63





# Pictorial Index



PLATE NO. : 33,34 HANDLE BAR ASSLY	PAGE NO. 65, 67

PLATE NO. : 35 FRONT FORK	PAGE NO. 69

PLATE NO. : 36 PETROL TANK, CAP TANK & GAUGE FUEL	PAGE NO. 71

PLATE NO. : 37 FITTINGS - PETROL TANK, SIDE COVER & COVER SEAT	PAGE NO. 73

# Pictorial Index



PLATE NO. : 38 METER ASSLY.	PAGE NO. 75

PLATE NO. : 39 CONTROL CABLES	PAGE NO. 77

PLATE NO. : 40 CHAIN CASE	PAGE NO. 79

PLATE NO. : 42 INDICATOR LIGHT ASSLY.	PAGE NO. 81

# Pictorial Index




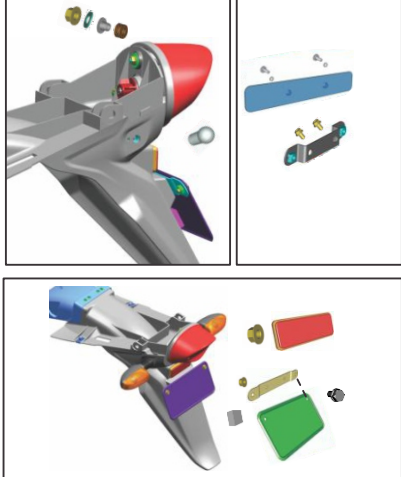
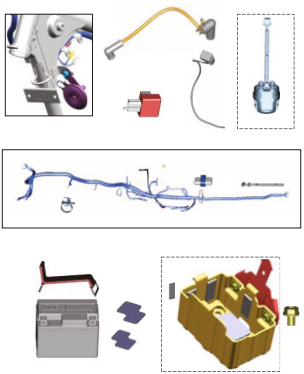

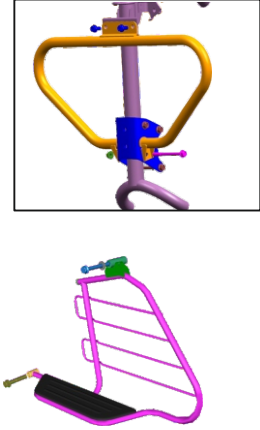



PLATE NO. : 42 INDICATOR LIGHT ASSLY.	PAGE NO. 83	PLATE NO. : 43 TAIL LAMP ASSLY. / FRONT NUMBER PLATE	PAGE NO. 85
			

PLATE NO. : 44 ELECTRICAL EQUIPMENTS	PAGE NO. 87	PLATE NO. : 45 TOOL KITA	PAGE NO. 89
			

# Pictorial Index



PLATE NO. : 46 ACCESSORIES / GRAB HANDLE	PAGE NO. 91	PLATE NO. : 47 PAINTED PARTS AND DECALS	PAGE NO. 93
			
PLATE NO. : 48 PAINTED PARTS AND DECALS	PAGE NO. 95	PLATE NO. : TOOL KITA	PAGE NO.
			

# Pictorial Index



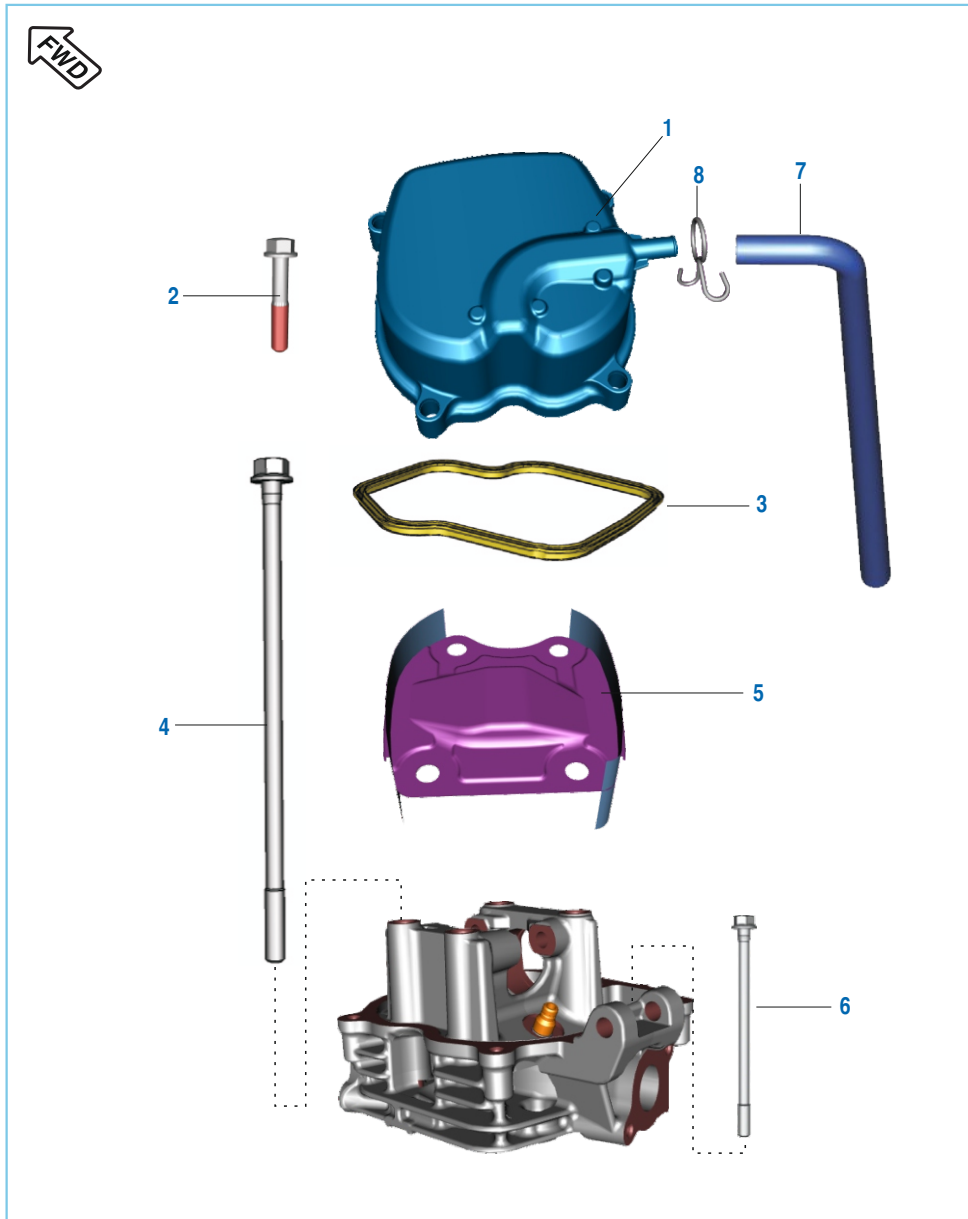


# Pictorial Index



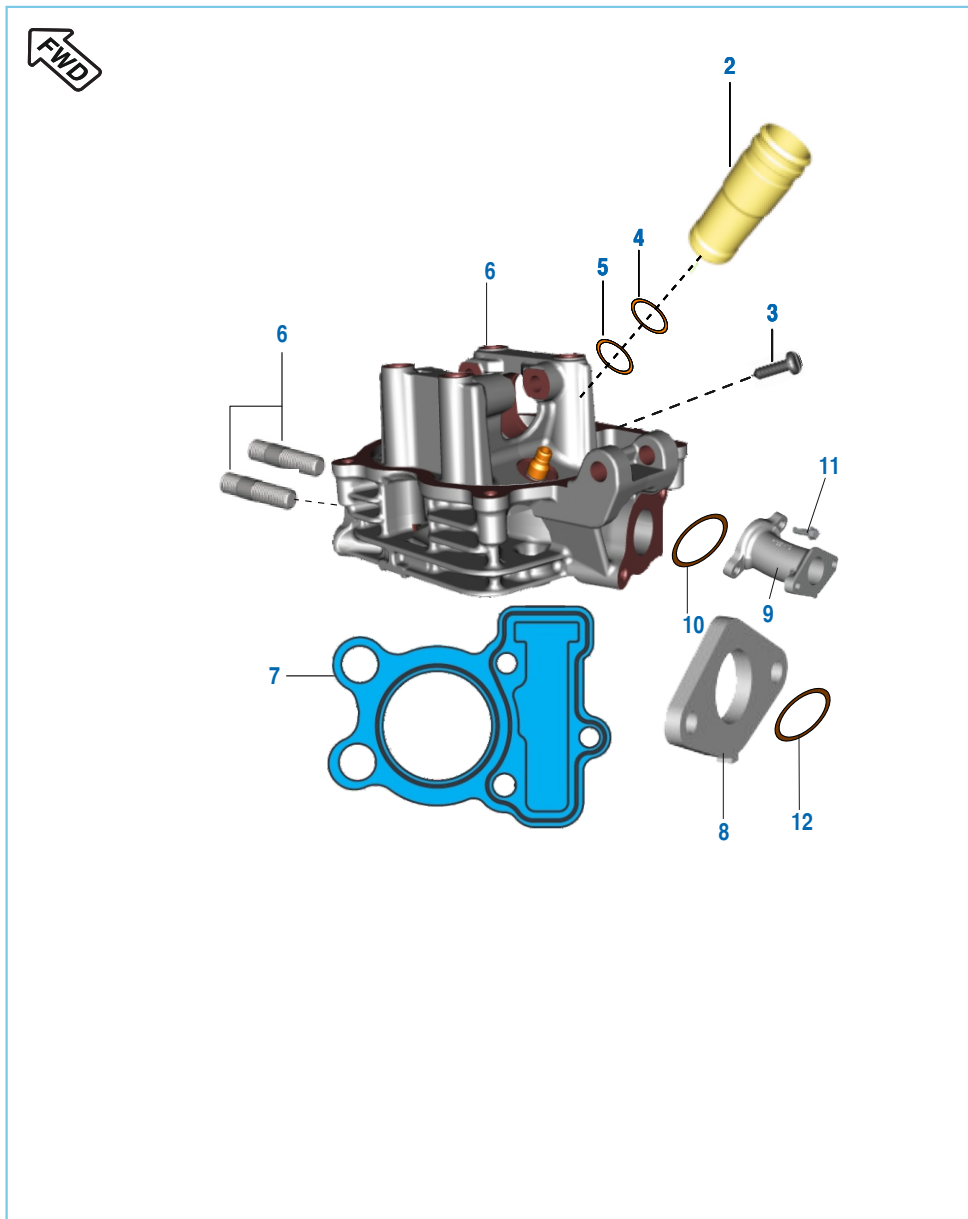


Cover Cylinder Head



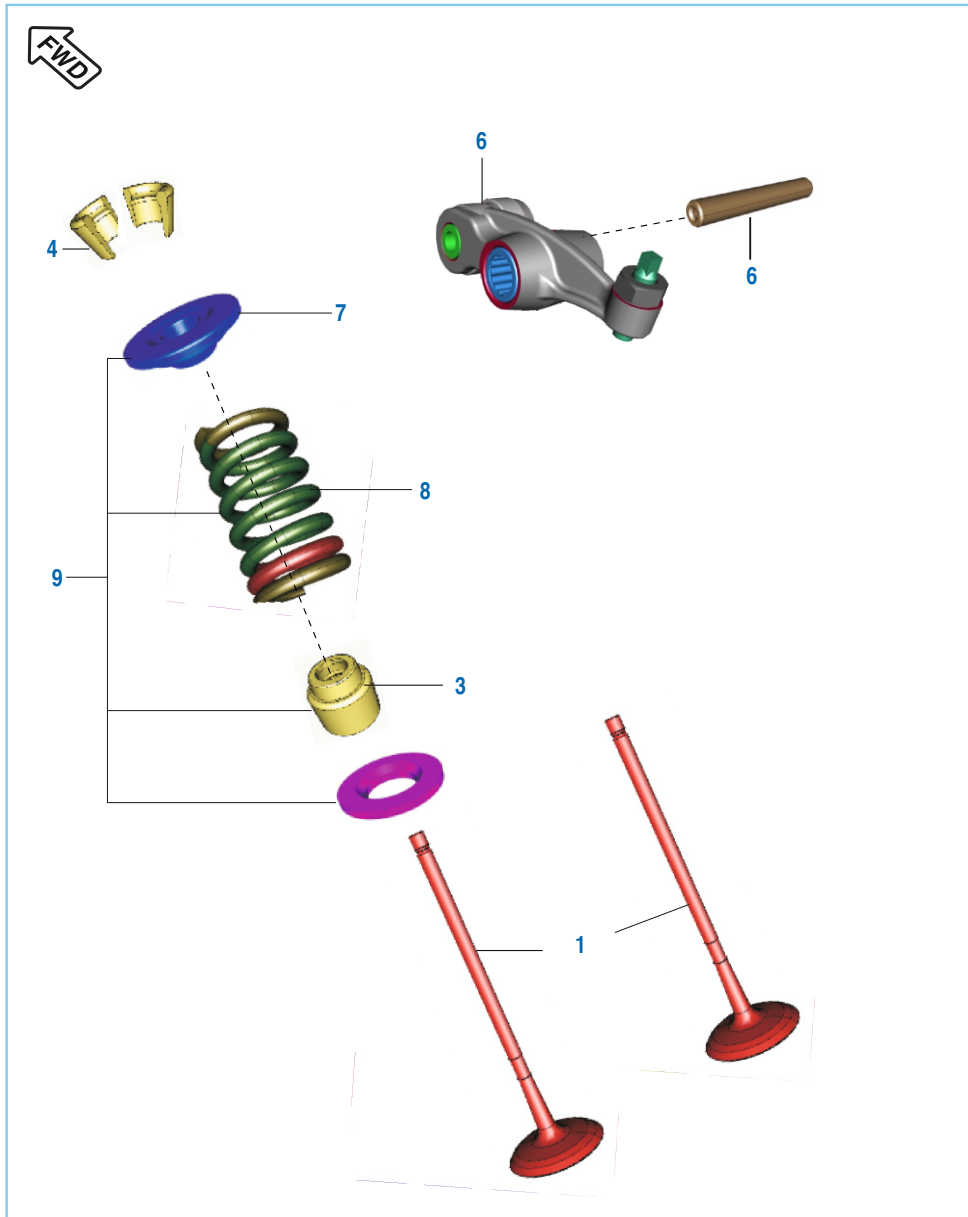
No.	Part No.	Description	Qty.		Remarks
			ES	KS	
1	JV 5110 13	Cylinder Head Cover Comp	1	1	
2	59 0400 38	Bolt Flanged	4	4	
3	JV 5110 12	Gasket Cylinder Head Cover	1	1	
4	JB 5110 11	Bolt Head Mounting	4	4	
5	JV 5110 11	Plate Cylinder Head	1	1	
6	JB 5110 15	Bolt Head Mtg	1	1	
7	PF 5810 47	Tube Breather	1	1	
8	DG 1210 40	Clamp	2	2	

Cylinder Head



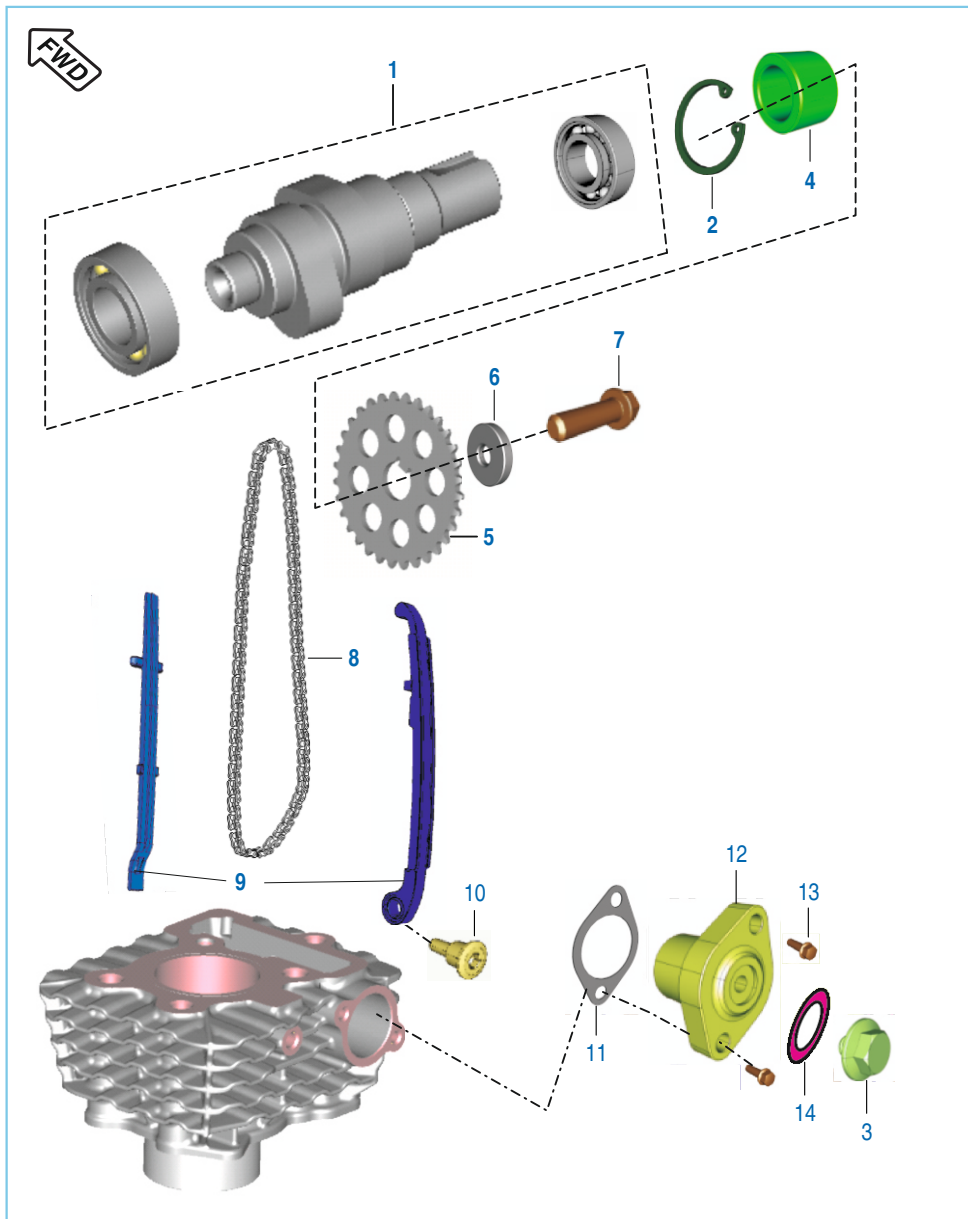
No.	Part No.	Description	Qty.		Remarks
			ES	KS	
1	36 PF00 44	Cylinder Head Complete	1	1	
2	PF 5110 61	Sleeve Spark Plug	1	1	
3	39 2608 01	Screw - Grub	1	1	
4	39 1283 21	Ring - 'O'	1	1	
5	39 2629 21	O-Ring	1	1	
6	LA J000 02	Stud M8X1.25X45L	2	2	
7	JB 5110 19	Gasket Cylinder Head	1	1	
8	PA 5812 24	Insulator Carb PTE-16	1	1	
9	PF 5814 10	Manifold Intake	1	1	
10	39 2539 21	O-Ring	1	1	
11	JA 5814 06	Bolt Flange	4	4	
12	JB 5812 72	Seal O-Ring Insulator	1	1	

Valve



No.	Part No.	Description	Qty.		Remarks
			ES	KS	
1	36 PF00 48	Kit Valve Intake + Exhaust	1	1	
2	36 PF00 47	Kit Valve Repair	1	1	
3	39 2017 19	Seal - Oil	2	2	
4	DG 1010 29	Collet	4	4	
5	DU 1011 90	Assly Rocker Arm	2	2	
6	JA 5112 11	Shaft Rocker Arm Intake	2	2	
7	JD 5112 03	Seat Valve Spring	2	2	
8	JE 5112 40	Spring Valve	2	2	
9	36 PF00 47	Kit Valve Repair	1	1	

Camshaft / Tensioner



No.	Part No.	Description	Qty.		Remarks
			ES	KS	
1	PF 5112 10	Assembly Camshaft	1	1	
2	39 0594 17	Circlip - Internal	1	1	
3	DD 1010 62	Bolt Tensioner	1	1	
4	JA 5112 16	Spacer Cam Sprocket	1	1	
5	PF 5112 03	Sprocket Cam	1	1	
6	DH 1010 48	Washer- Special: Camshaft	1	1	
7	DK 1013 86	Bolt Hex Socket Head Cap	1	1	
8	DS 1099 05	Cam Chain 94 Links	1	1	
9	36 PF00 61	Kit Chain Guide	1	1	
10	DH 1013 92	Tensioner Pivot Bolt	1	1	
11	CS 1011 28	Gasket	1	1	
12	JE 5210 16	Chain Tensioner	1	1	
13	39 1673 04	Bolt	2	2	
14	39 2669 21	Ring - 'O' (ID 10.15X1.5)	1	1	

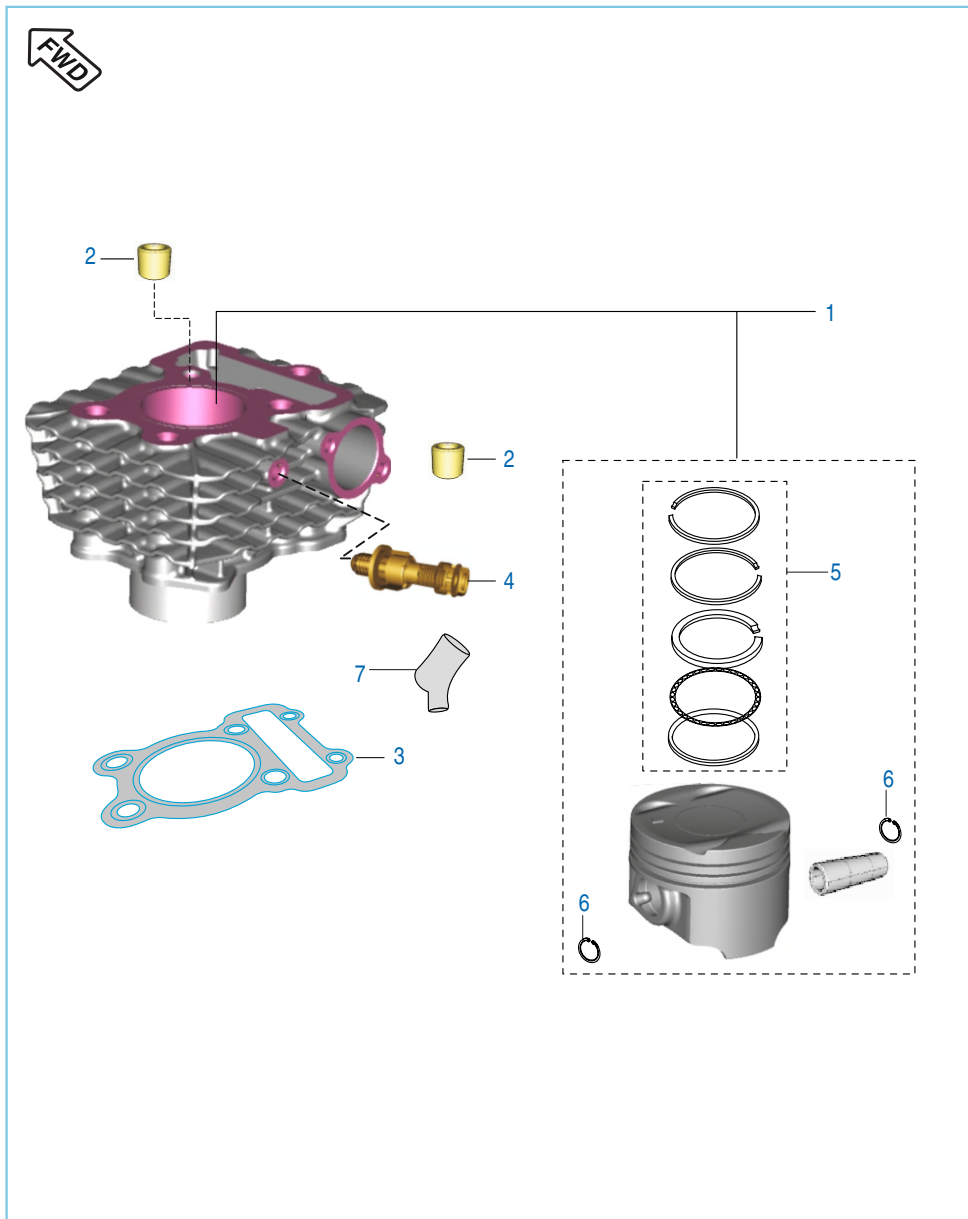


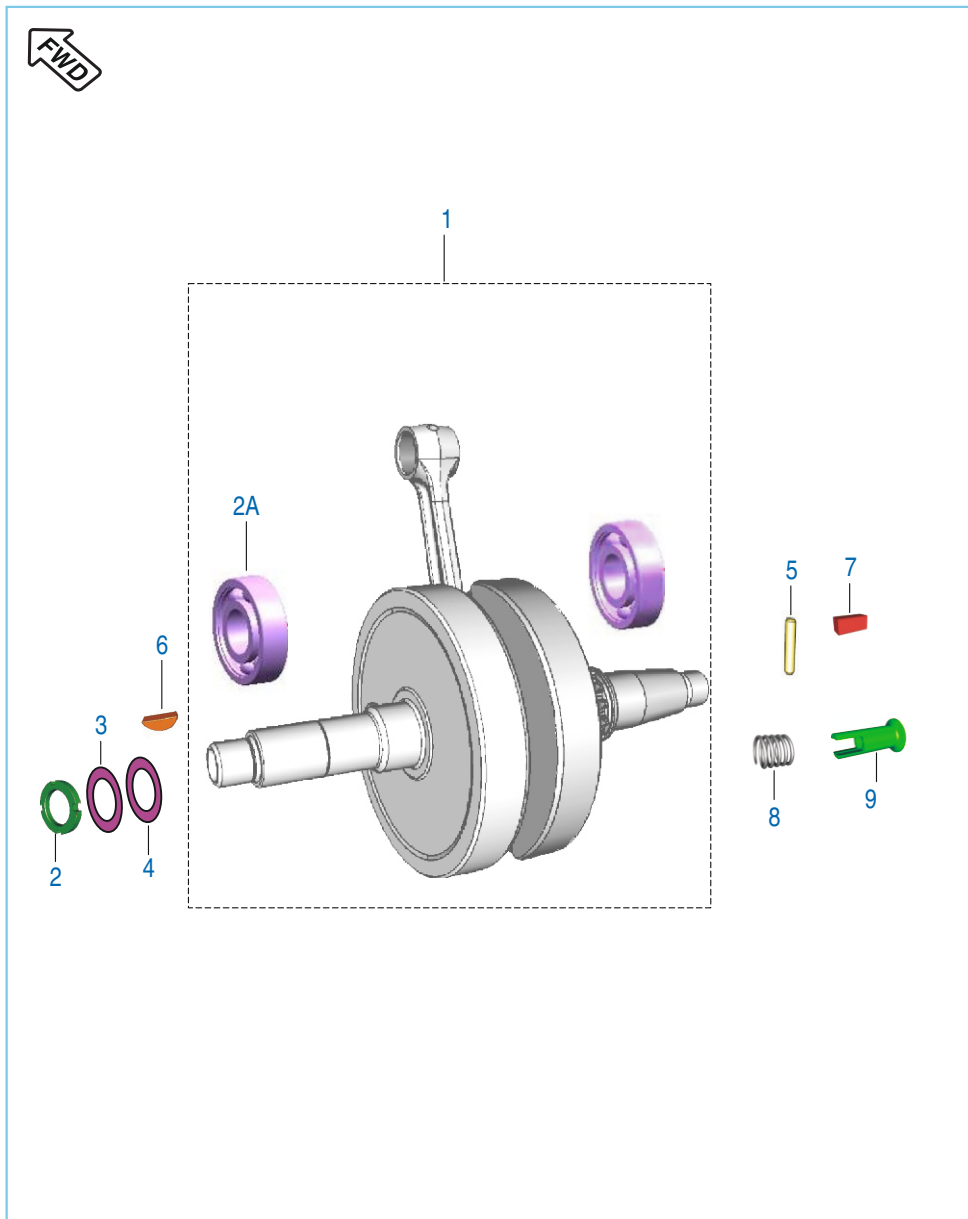
Plate No.: 5

Cylinder and Piston

No.	Part No.	Description	Qty.		Remarks
			ES	KS	
1	36 PF00 45	Kit Piston Block	1	1	
2	39 1000 06	Pin - Hollow Dowel	2	2	
3	JD 5210 02	Gasket Cylinder Block	1	1	
4	JW 3514 00	Thermal Sensor	1	1	
5	36 PF00 62	Kit Piston Ring	1	1	
6	PA 5212 14	Circlip Piston	2	2	
7	JB 4022 02	Grommet - Thermal Sensor	1	1	



Crankshaft



No.	Part No.	Description	Qty.		Remarks
			ES	KS	
1	PF 5310 11	Crankshaft Assembly	1	1	
2	59 1500 14	Nut Flange	2	2	
2A	JE 5310 01	Bearing Ball	2	2	
3	59 1200 03	Washer Belleville	2	2	
4	59 1100 08	Washer	1	1	
5	JA 5310 15	Pin(C/S Plunger)	1	1	
6	31 1011 73	Key -Woodruff	1	1	
7	DS 1011 54	Key	1	1	
8	JA 5310 12	Spring	1	1	
9	JB 5310 21	Plunger Oil Crankshaft	1	1	

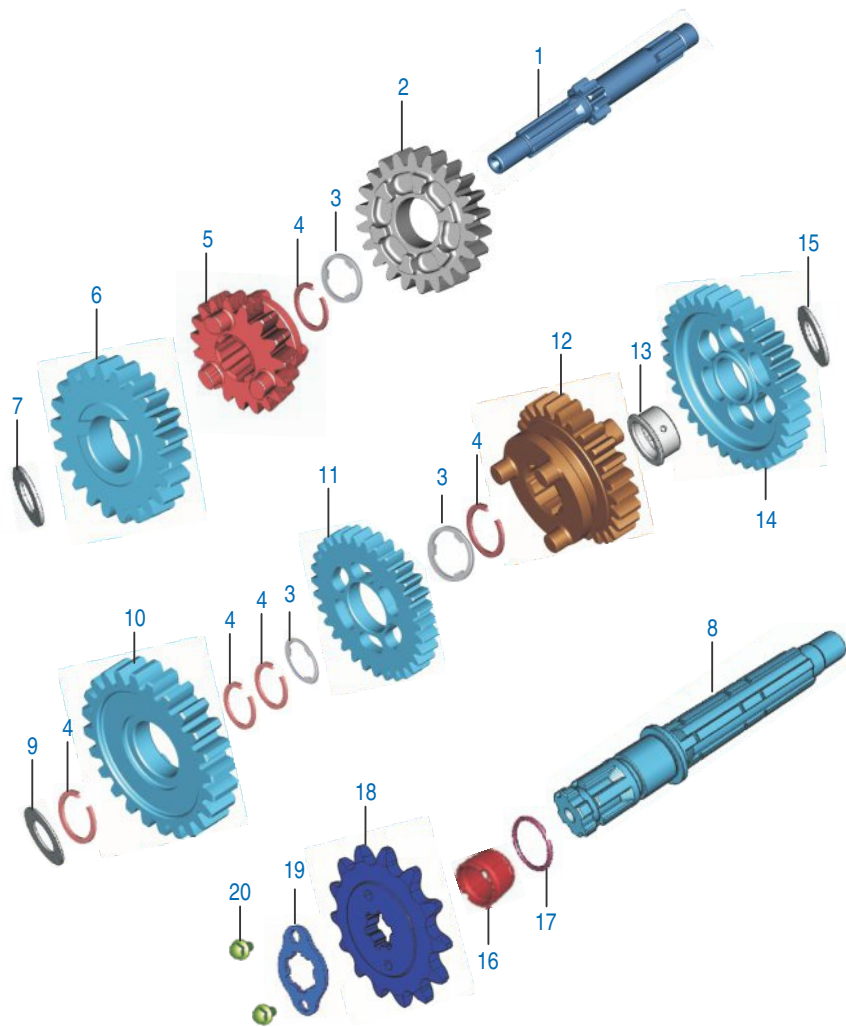


Plate No.: 7

Transmission

No.	Part No.	Description	Qty.		Remarks
			ES	KS	
1	PA 5510 02	Shaft Input	1	1	
2	PA 5512 07	Gear 4th Drive	1	1	
3	JA 5510 02	Spline Washer	3	3	
4	39 0987 17	Ring - Snap	5	5	
5	PF 5512 01	Gear 3rd Drive	1	1	
6	PF 5512 00	Gear 2nd Drive	1	1	
7	JA 5510 04	Washer Thrust 2nd Drive	1	1	
8	PF 5510 03	Shaft Output	1	1	
9	PF 5512 06	Washer Gear 2nd Driven	1	1	
10	PF 5512 03	Gear 2nd Driven	1	1	
11	PF 5512 04	Gear 3rd Driven	1	1	
12	PA 5512 06	Gear 4th Driven	1	1	
13	JZ 5512 05	Bush 1st Driven	1	1	
14	PA 5512 05	Gear 1st Driven	1	1	
15	JA 5510 08	Washer Thrust	1	1	
16	JA 5510 09	Collar Sprocket Drive	1	1	
17	59 2100 24	'O' Ring	1	1	
18	JB 5510 00	Sprocket Output	1	1	
19	DU 1012 13	Plate Lock-sprocket output	1	1	
20	39 1981 04	Bolt Flanged	2	2	
	DS 1013 55	Bolt Flanged	2	2	Ref. Cir. IB-259



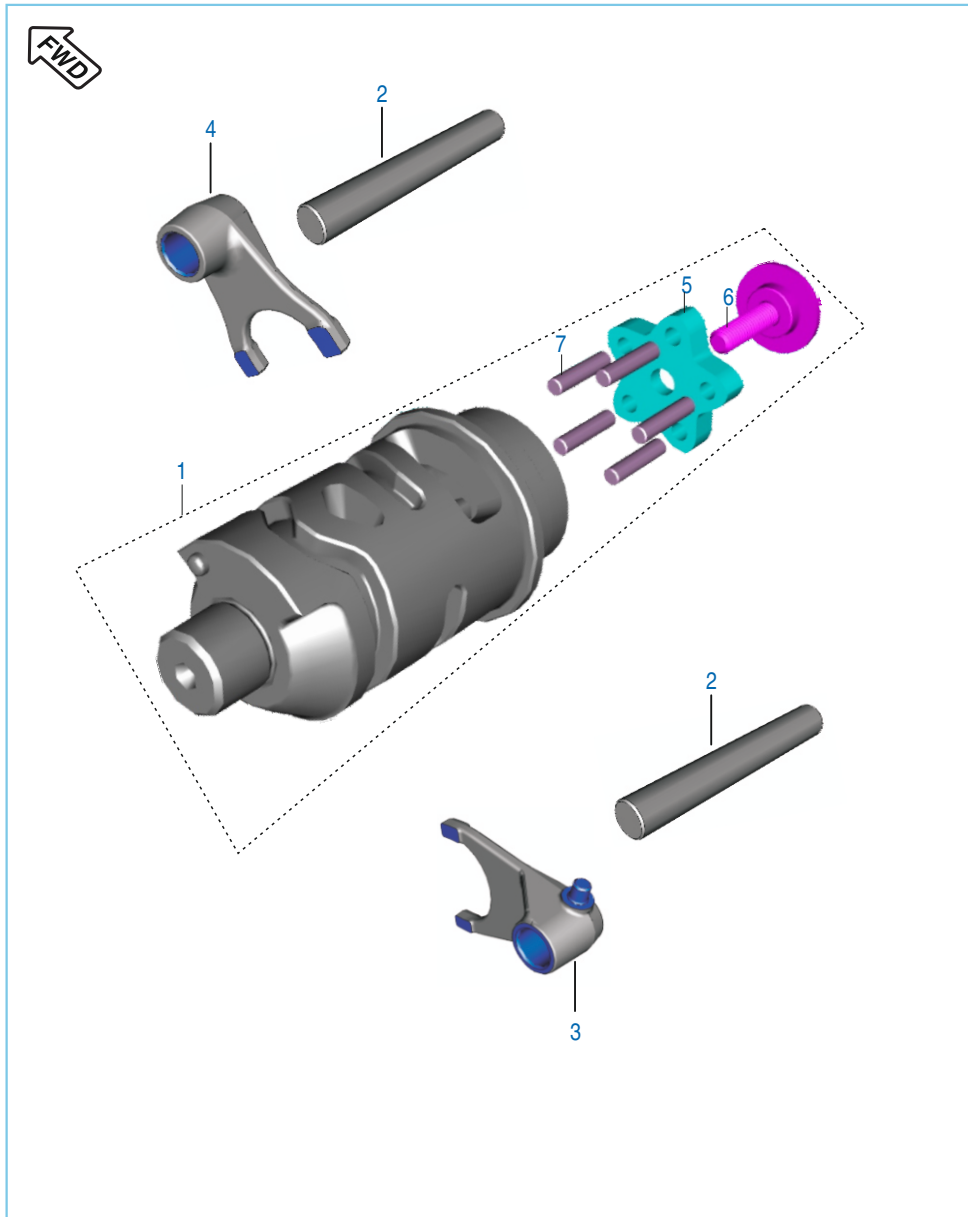
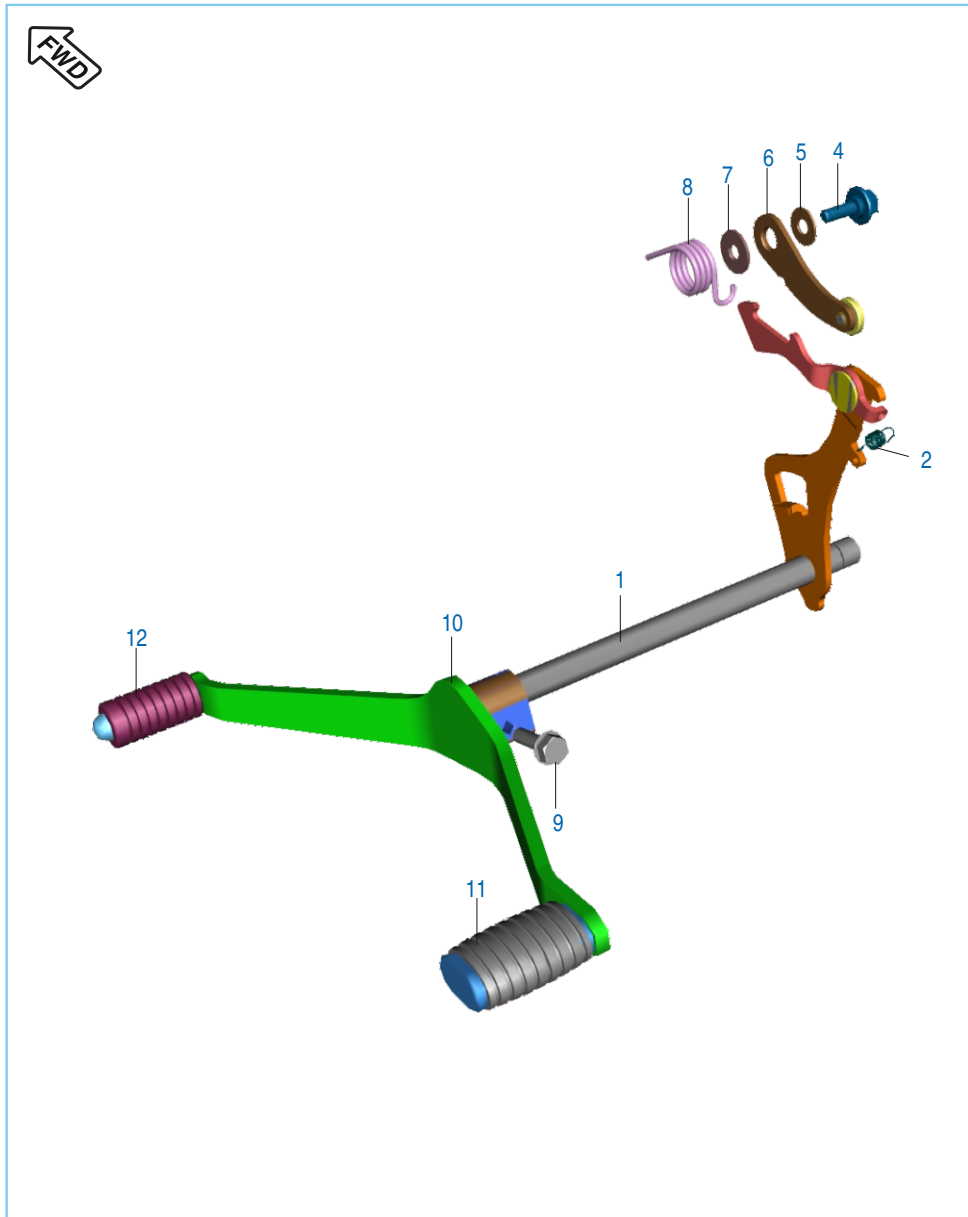


Plate No.: 8

Change Drum / Shift Fork

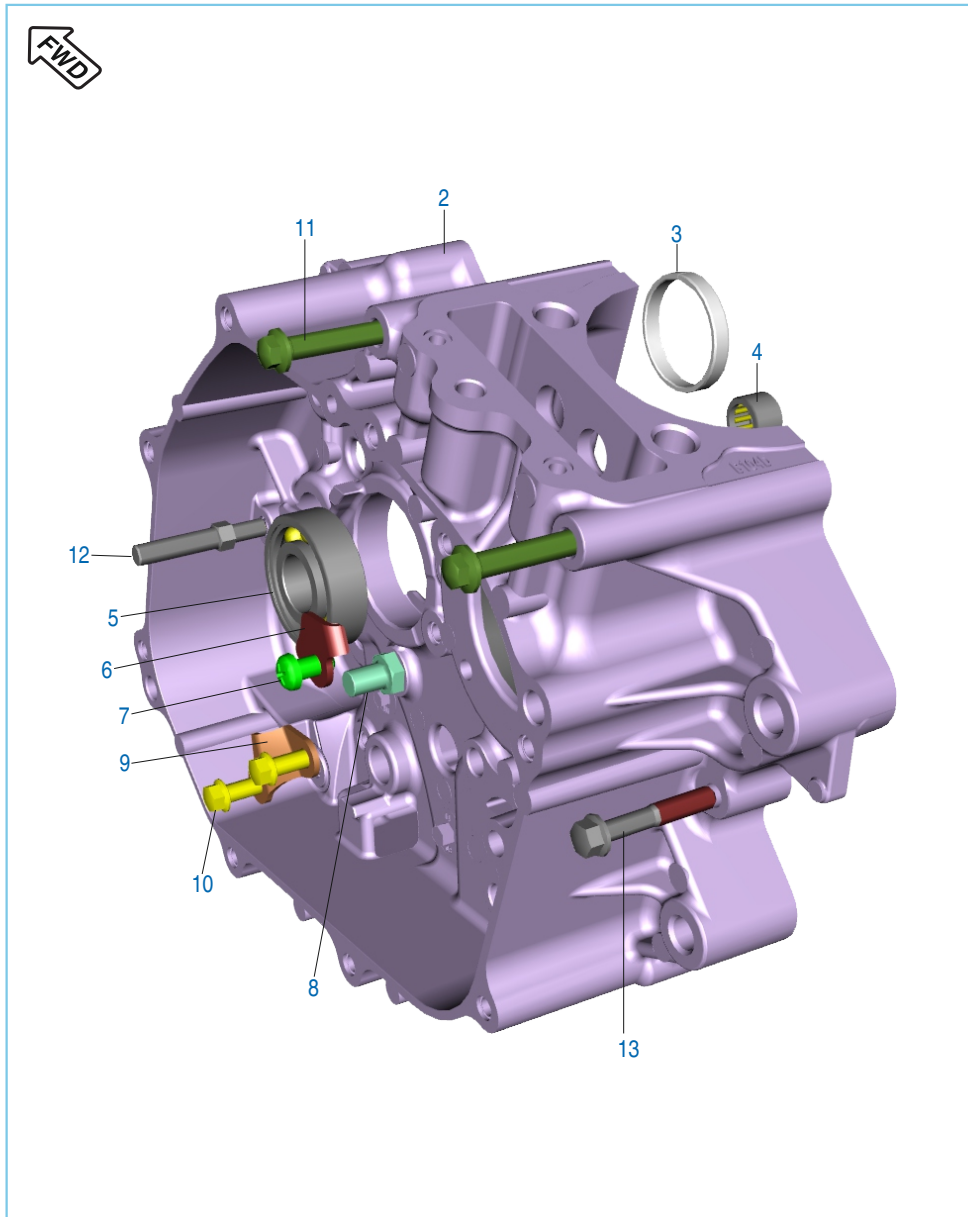
No.	Part No.	Description	Qty.		Remarks
			ES	KS	
1	PF 5610 00	Assly Drum Gear Shift	1	1	
2	PF 5610 02	Shaft Gear Fork Shift	2	2	
3	JD 5610 04	Fork Gear Shift Output	4	4	
4	JZ 5610 02	Fork Input Disco-H	1	1	
5	JA 5610 02	Cam Drum Change	1	1	
	PF 5610 05	Cam Drum Change	1	1	Ref. Cir. IB-259
6	JD 5610 11	Special bolt	1	1	
7	39 0992 06	Dowl	5	5	

Gear Change Mechanism



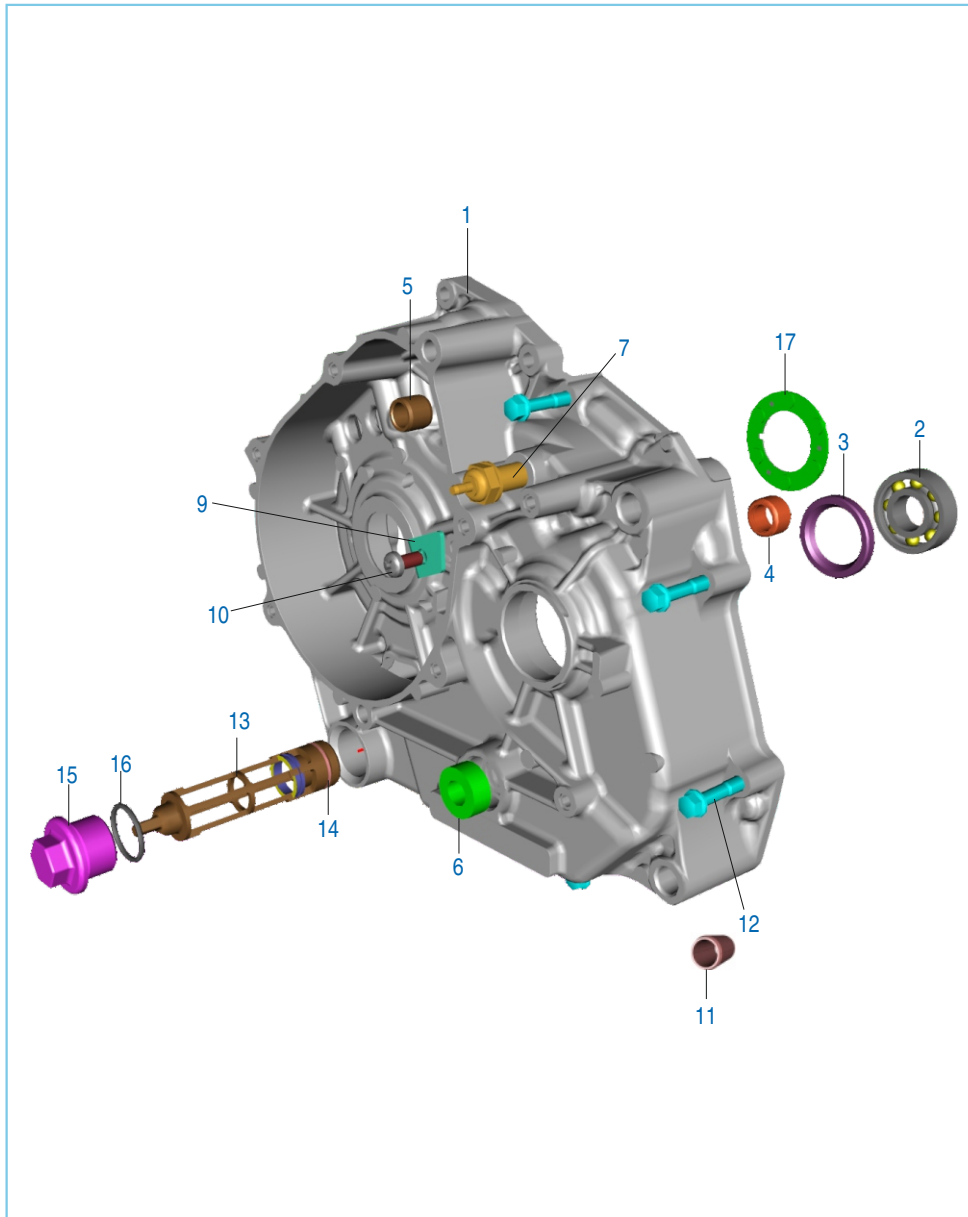
No.	Part No.	Description	Qty.		Remarks
			ES	KS	
1	PF 5612 00	Lever Comp Gear Shift	1	1	
2	JW 5612 06	Extension Spring	1	1	
3	JW 5612 08	Spring Gear Shift Return	1	1	N.I
4	BF 5612 19	Bolt	1	1	
5	LD B000 44	Washer (Spring Steel)	1	1	
6	JH 5612 00	Inhibitor Comp. Gear Shift	1	1	
7	LD B000 44	Washer Plain	1	1	
8	PF 5612 03	Spring (Inhibitor)	1	1	
	PF 5612 09	Spring (Inhibitor)	1	1	Ref. Cir. IB-259
9	39 1902 04	Bolt - Flange : M6	1	1	
10	PF 5614 00	Lever Gear Shift Comp	1	1	
11	JH 5614 04	Damper	1	1	
12	DH 1015 09	Damper	1	1	

Engine Assembly / Crankcase RH



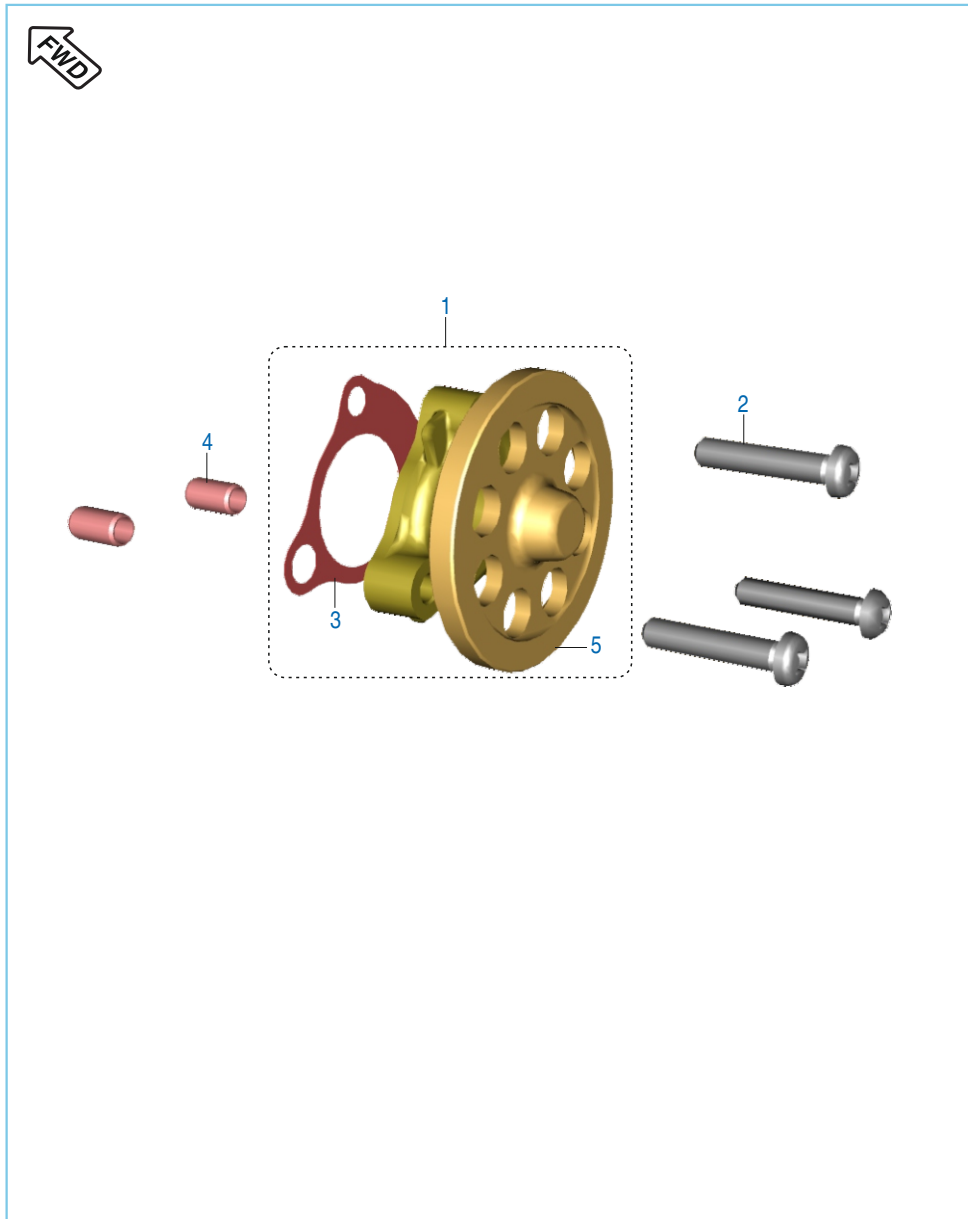
No.	Part No.	Description	Qty.		Remarks
			ES	KS	
1	PF 5010 58	Engine Assly -ES	1	-	
	PF 5010 71	Engine Assembly - KS	-	1	
2	PF 5410 31	Crankcase RH	1	1	
3	PF 5410 18	Bushing Drum	1	1	
4	JA 5410 11	Needle Roller Bearing	1	1	
5	59 2000 36	Bearing - Ball 6203 HN3 C3	1	1	
6	JA 5410 10	Stopper plate input bearing	1	1	
7	DH 1013 80	Screw - Pan Pre-coated	1	1	
8	52 JA00 29	Bolt Shift Change	1	1	
9	52 JA00 29	Guide Kick	1	1	
10	39 1964 04	Bolt Flange	2	2	
11	JA 5412 35	Bolt	2	2	
	39 1740 04	Bolt	2	2	Ref. Cir IB-259
12	JE 5410 28	Pin	1	1	
13	59 0400 38	Flange Bolt	1	1	

Crankcase LH

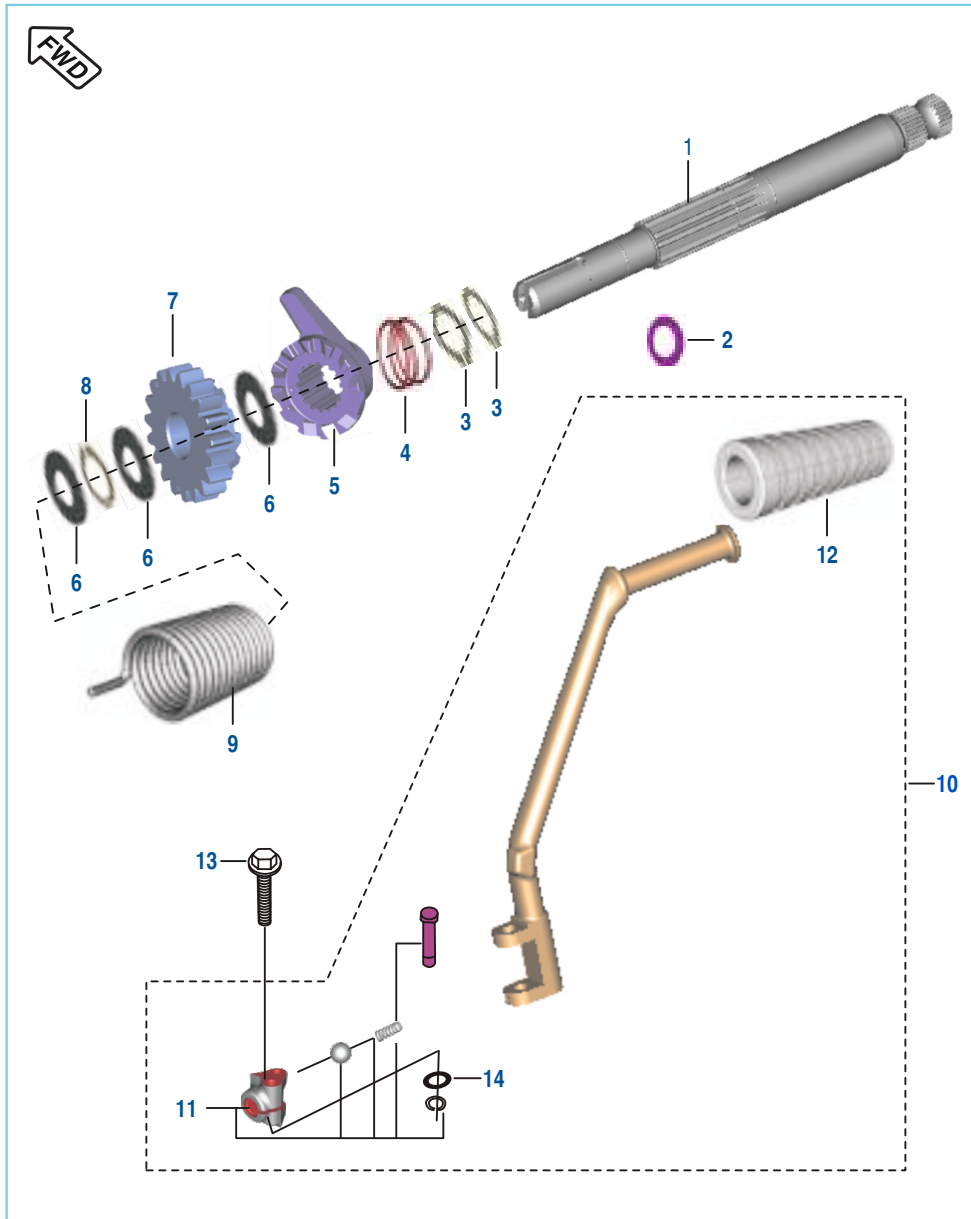


No.	Part No.	Description	Qty.		Remarks
			ES	KS	
1	PF 5410 29	Assly C' Case LH	1	-	
	PF 5410 42	Assly C' Case LH	-	1	
2	59 2000 36	Ball Bearing	1	1	
3	39 1715 19	Seal - Oil	1	1	
4	JA 5410 11	Bearing - Needle Roller	1	1	
5	JA 5410 05	Bush Bendix	1	1	
6	39 2190 19	Seal - Oil	1	1	
7	31 2010 81	Switch - Neutral	1	1	
8	DH 1017 84	Neutral Switch AL Washer	1	1	N.I
9	PF 6214 02	Bracket Stopper Gear	1	1	
10	DH 1013 80	Screw Pan Cross - M6	1	1	
11	39 0999 06	Pin - Hollow Dowel	4	4	
12	59 0400 38	Bolt Flange	8	8	
13	JG 5710 24	Mesh Oil Filter Assy_G2	1	1	
14	LJ A000 04	'O' ring-Strainer	1	1	
15	JA 5410 21	Cap Strainer	1	1	
16	59 2100 23	'O' Ring Cap Strainer	1	1	
17	JE 5410 38	Damper	1	1	

Oil Pump



No.	Part No.	Description	Qty.		Remarks
			ES	KS	
1	JB 5710 05	Assembly Oil Pump	1	1	
2	FD 1010 78	Screw Pan Cross :	3	3	
3	JA 5410 16	Gasket Case Oil Pump	1	1	
4	39 0999 06	Pin Dowel	2	2	
5	JB 5710 06	Gear Oil Pump Driven	1	1	

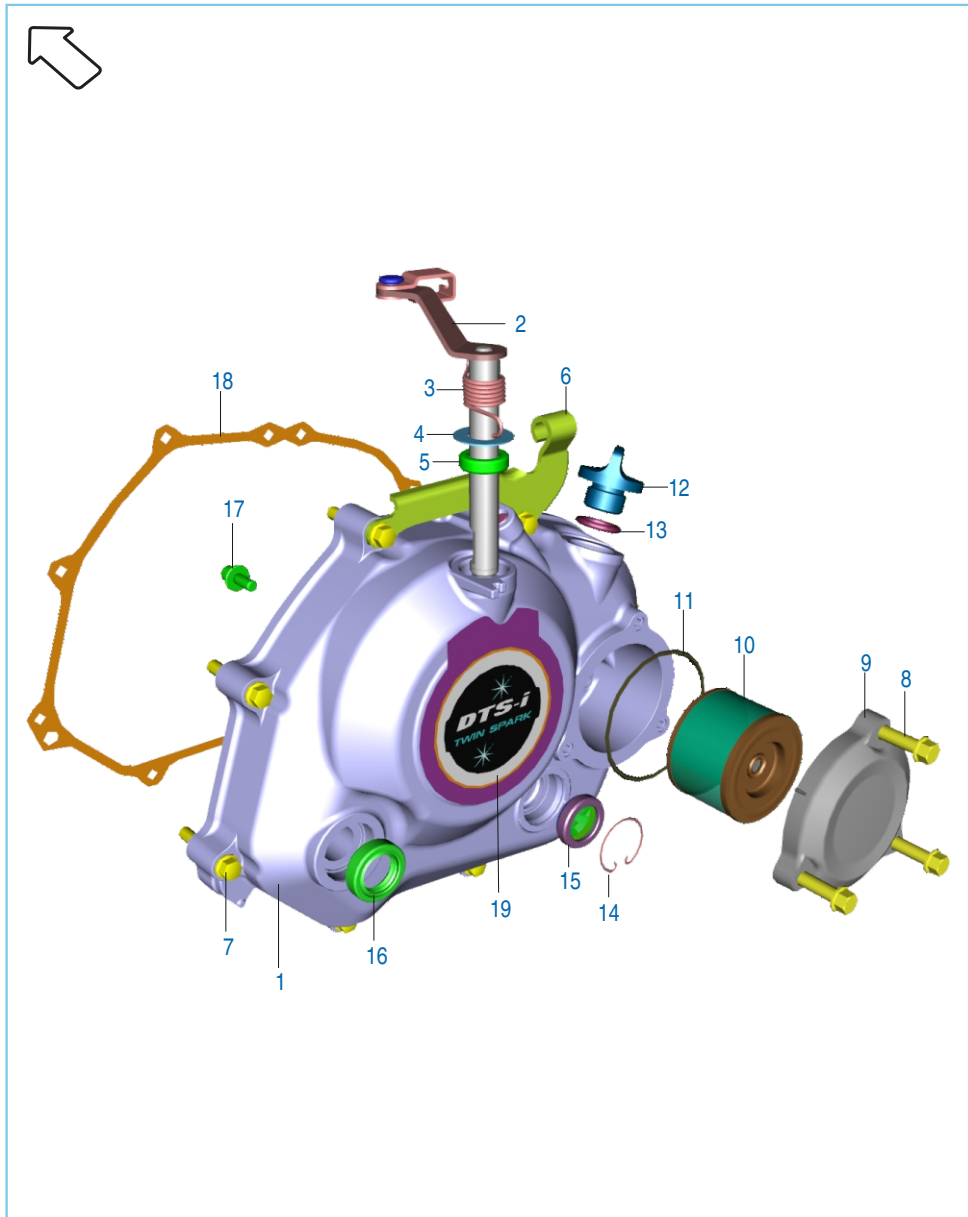


### Kick Starter Mechanism

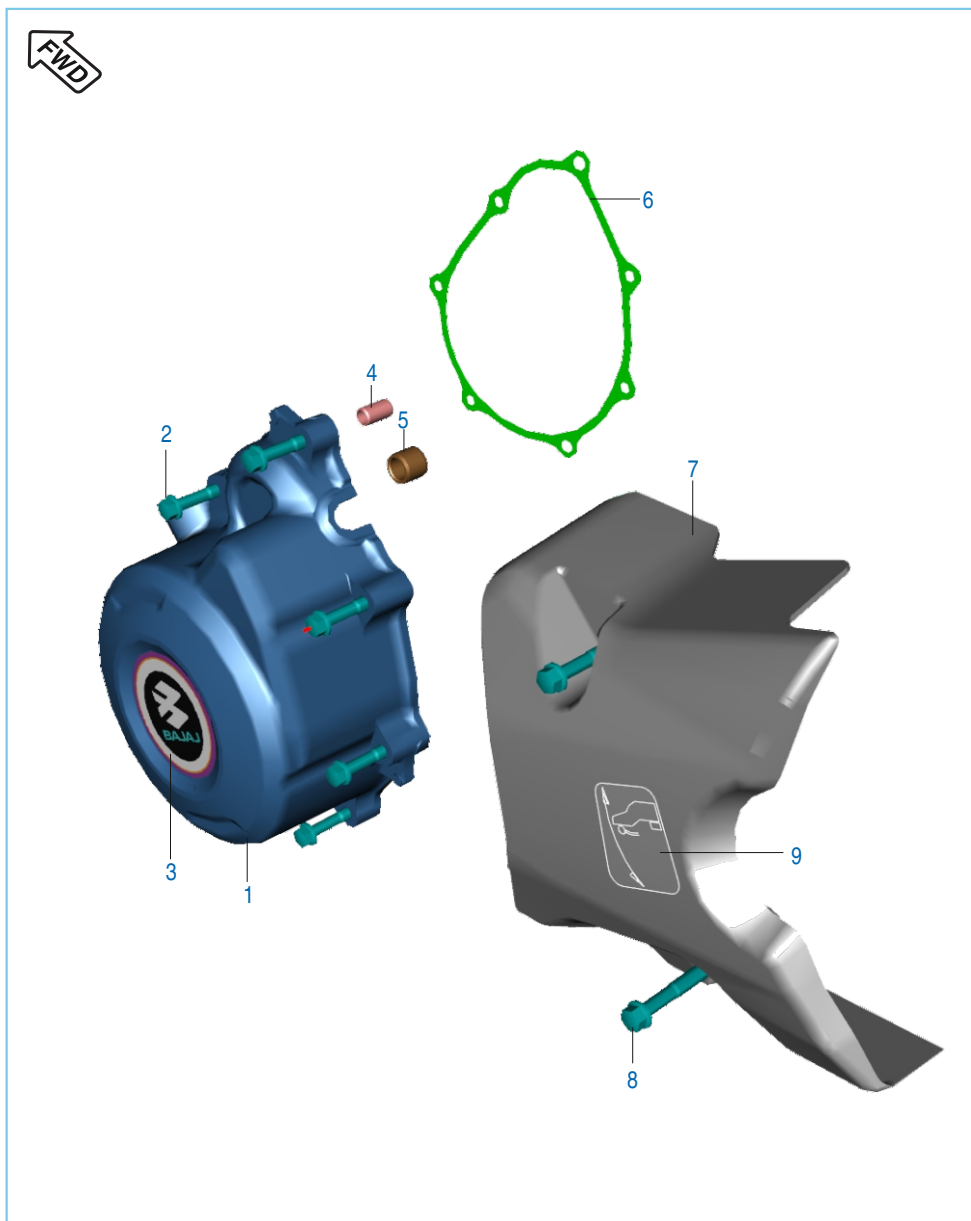
No.	Part No.	Description	Qty.		Remarks
			ES	KS	
1	PF 6210 03	Kick Shaft	1	1	
2	JA 6210 06	Washer Thrust	1	1	
3	39 0738 17	Circlip	1	1	
4	DS 1011 17	Spring Kick Starter Ratchet	1	1	
5	JA 6210 02	Ratchet	1	1	
6	39 0993 11	Washer Plain	3	3	
7	PA 6210 05	Assly Gear Starter Pinion	1	1	
8	39 2408 17	External Circlip	1	1	
9	JE 6210 03	Spring Kick Return	1	1	
10	JA 6212 01	Assembly Kick Lever	1	1	
	PF 6212 00	Assembly Kick Lever	1	1	Ref. Cir. IB-259
11	36 DU10 07	Kit Boss Kick Lever	1	1	
12	DD 1010 97	Damper	1	1	
13	JA 6212 06	Bolt	1	1	
14	22 1502 41	Plain Washer	1	1	



Cover Clutch



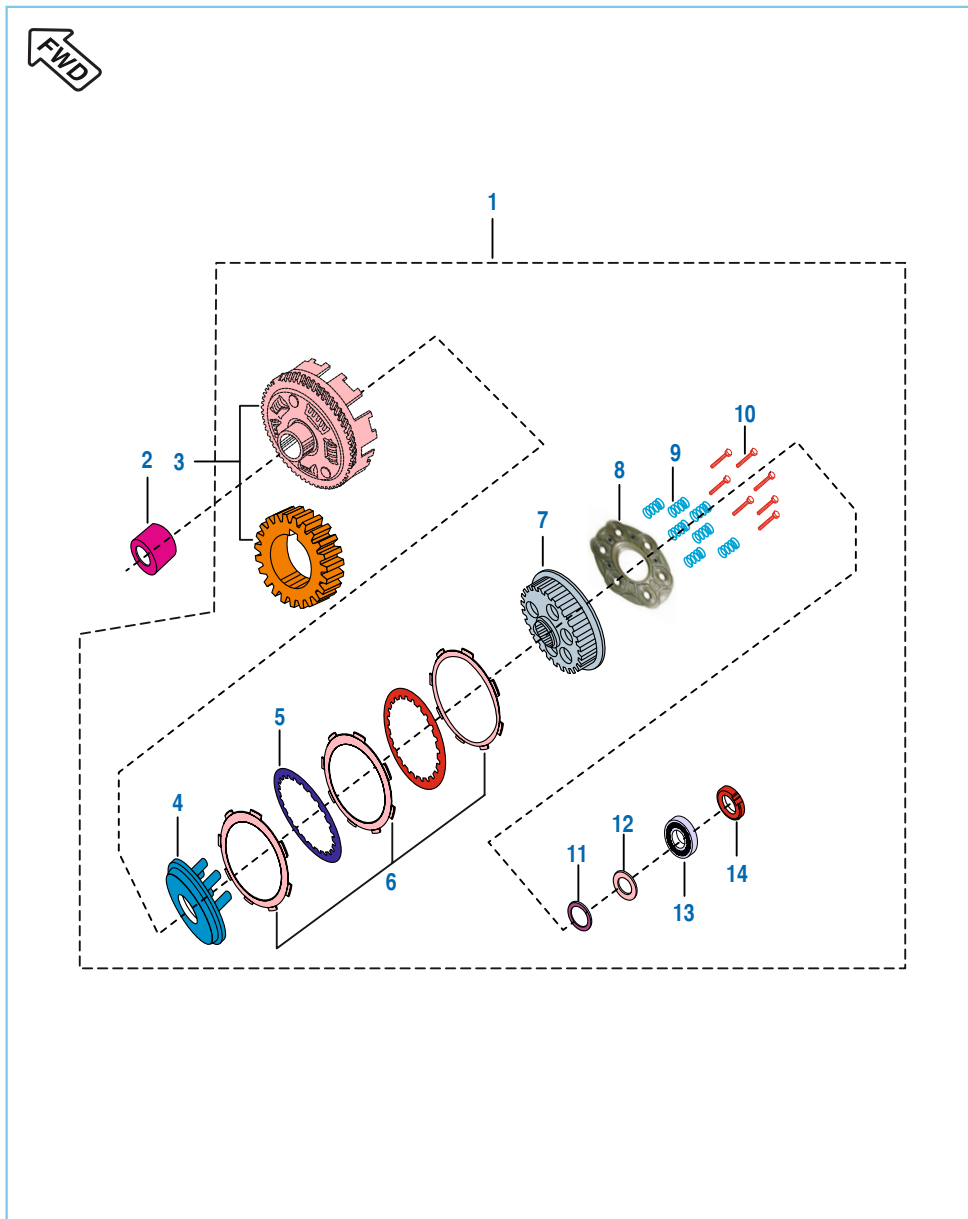
No.	Part No.	Description	Qty.		Remarks
			ES	KS	
1	52 PF07 61	Assly Clutch Cover-Silver	1	1	
2	JV 5412 08	Shaft Clutch Release Assly	1	1	
3	39 2443 11	Plain Washer (12.5X24X0.8)	1	1	
4	JE 5412 14	Spring Torsion Cl. Cover	1	1	
5	39 1041 19	Seal - Oil	1	1	
6	PF 5412 55	Bracket Clutch Cable	1	1	
7	59 0400 38	Bolt - Flange : M6	9	9	
8	39 1673 04	Bolt	3	3	
9	PF 5412 54	Cap Filter	1	1	
10	DD 1211 81	Element Oil Filter	1	1	
11	39 1671 21	Ring - 'O'	1	1	
12	JA 5412 11	Cap Oil Filler	1	1	
13	JA 5412 25	O Ring Cap Oil Filler	1	1	
14	DS 1012 15	Clip - Wire	1	1	
15	JL 5412 27	Window Oil Gauge	1	1	
16	30 1011 42	Seal - Oil (Kick Shaft)	1	1	
17	PF 5514 07	Rod-Push	1	1	
18	JA 5412 12	Gasket Clutch Cover	1	1	
19	PF 5412 50	Label Clutch Cover	1	1	



### Cover Magneto

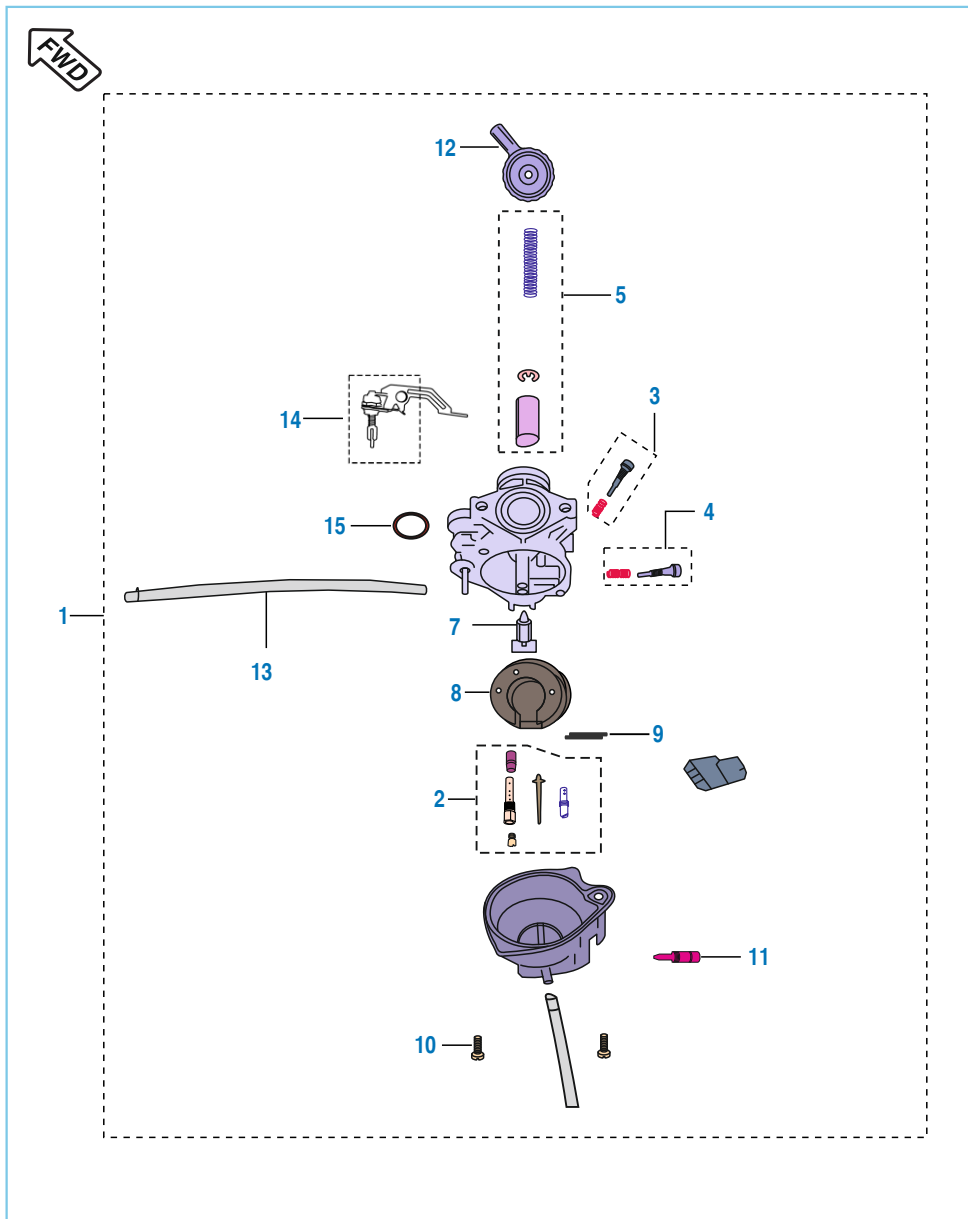
No.	Part No.	Description	Qty.		Remarks
			ES	KS	
1	PF 5412 37	Assly Cover Magneto	1	-	
	PF 5412 46	Assly Cover Magneto - KS	-	1	
2	59 0400 38	Bolt - Flanged : Small	7	7	
3	PF 5412 49	Label Mag Cover	1	1	
4	39 0999 06	Dowel	2	2	
5	JA 5410 05	Bush Bendix	1	1	
6	PF 5412 40	Gasket Magneto Cover	1	-	
	JP 5412 08	Gasket Magneto Cover	-	1	
7	PF 5412 44	Cover RR Assly,	1	-	
	PF 5412 48	Cover RR Assly-KS	-	1	
8	59 0400 38	Flange Bolt	2	2	
9	PF 5412 51	Gear Shift Label	1	1	

Clutch Assly



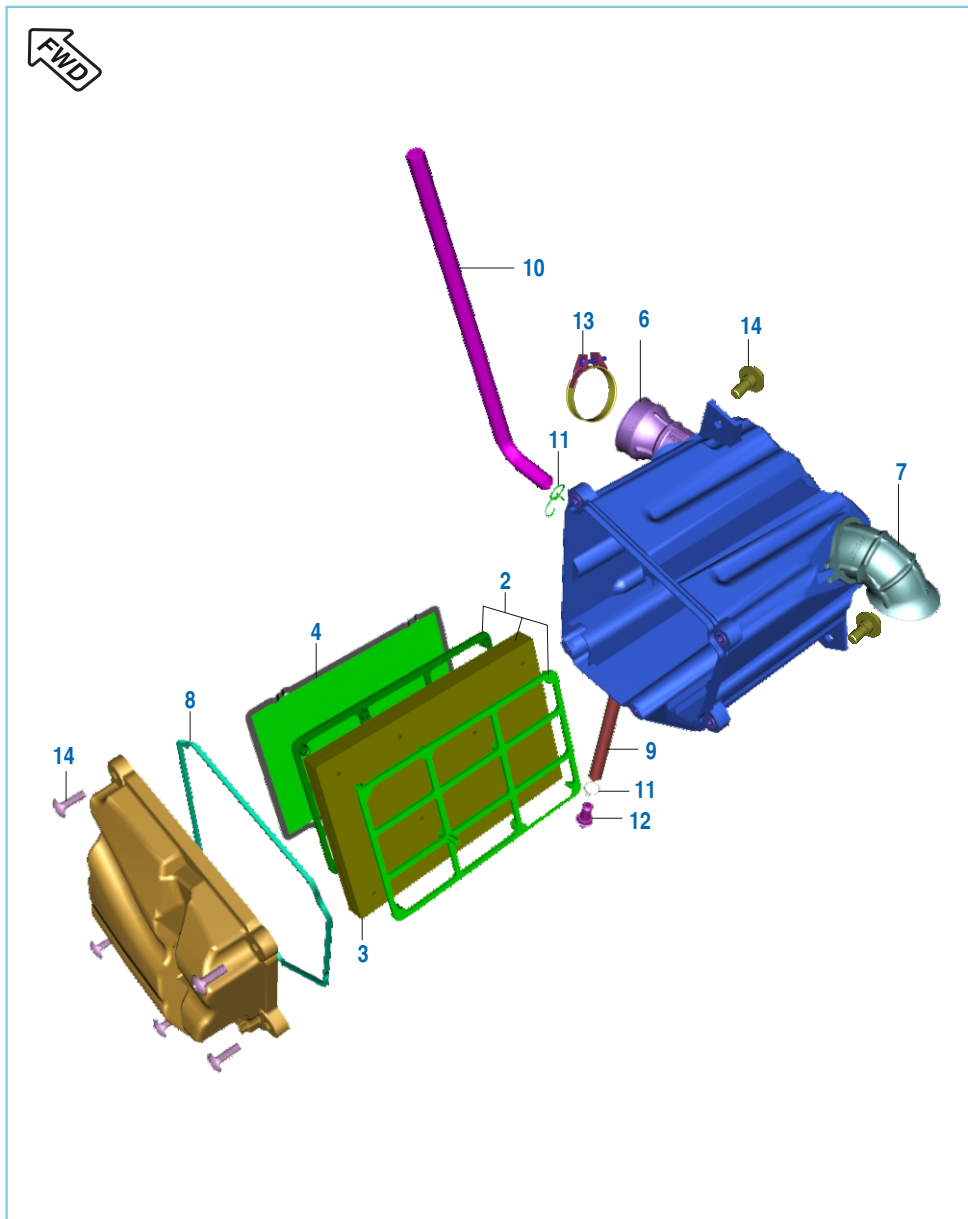
No.	Part No.	Description	Qty.		Remarks
			ES	KS	
1	PF 5514 12	Assembly Clutch	1	1	
	PF 5514 13	Assembly Clutch-Makino	1	1	
2	JA 5514 06	Collar Clutch	1	1	
3	36 Jz00 23	Kit Primary Drive & Driven	1	1	
	36 PF00 88	Kit Pri Drive & Driven-Makino	1	1	
3A	39 2600 11	Washer Plain	1	1	
4	JB 5514 08	Wheel Clutch	1	1	
	PF 5514 28	Wheel Clutch-Makino	1	1	
5	30 1010 96	Plate Cutch	4	4	
	36 PF00 87	Kit Clutch Plate-Makino	1	1	
6	36 Je00 24	Kit Friction Plate	1	1	
	36 PF00 86	Kit Friction Plate-Makino	1	1	
7	PF 5514 11	Hub Clutch	1	1	
	PF 5514 26	Hub Clutch-Makino	1	1	
8	JB 5514 06	Clutch Holder	1	1	
	PF 5514 27	Holder Clutch-Makino	1	1	
9	28 1012 14	Compression Spring	6	6	
	PF 5514 23	Compression Spring-Makino	4	4	
10	39 0980 04	Flange Upset	6	6	
	PF 5514 22	Bolt Flanged-Makino	4	4	
11	JA 5514 20	Washer Plain	1	1	
12	JE 5514 09	Washer Belleville	1	1	
13	39 1001 20	Bearing - Ball	1	1	
14	52 JA00 28	Nut Crankshaft M14	1	1	

Carburetor Assembly



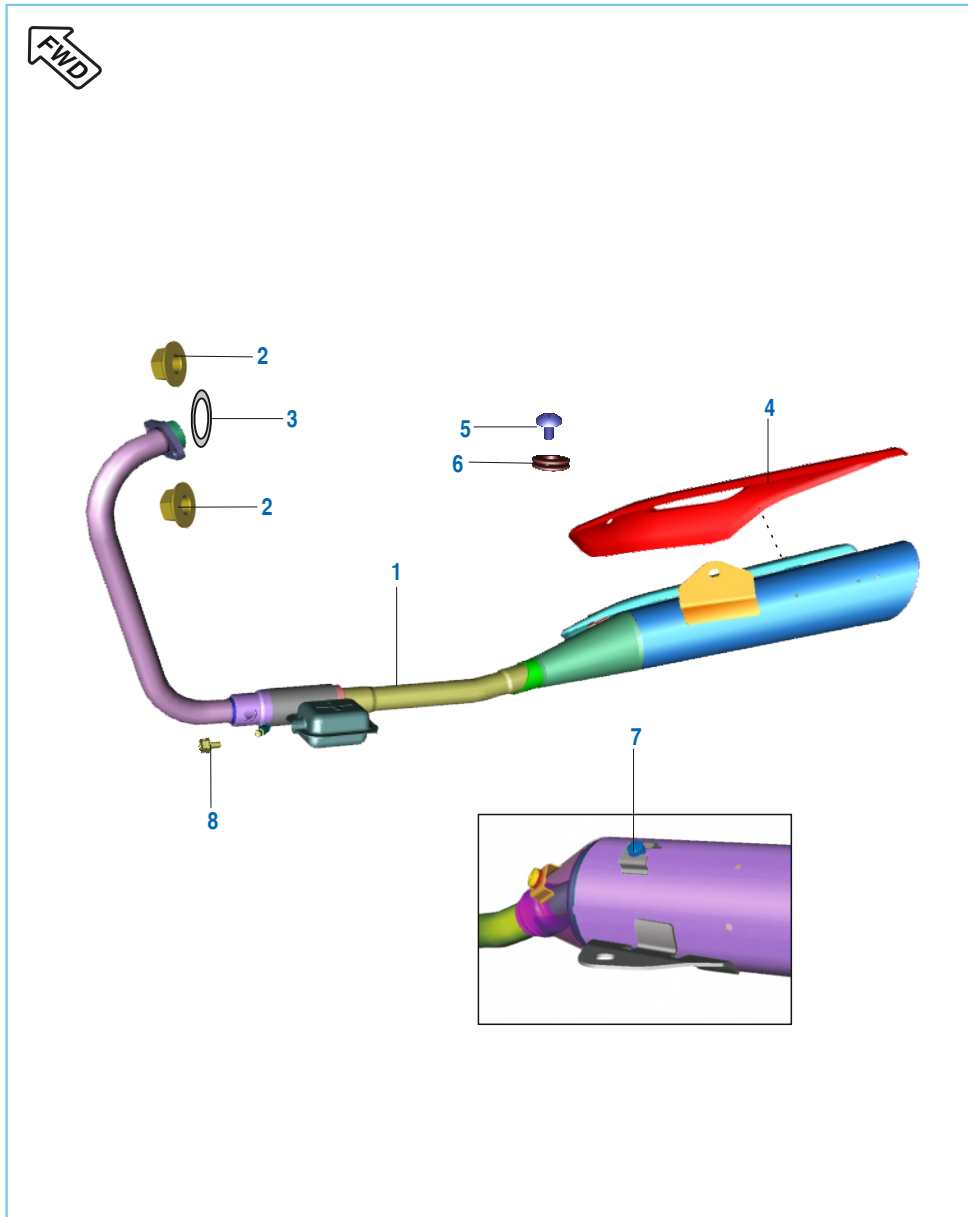
No.	Part No.	Description	Qty.		Remarks
			ES	KS	
1	PF 5812 15	Assembly Carburetor	1	1	
2	36 PF00 42	Kit Carb Jet	1	1	
3	36 JB00 22	Kit Carb Air Screw / Slow Jet	1	1	
4	36 PA00 13	Kit Carb Idling Screw	1	1	
5	36 PA00 14	Kit Carb Throttle Valve	1	1	
6	36 PA01 08	Kit O Ring & Gasket	1	1	
7	JB 5812 29	Valve Comp Float	1	1	
8	JB 5812 30	Float	1	1	
9	JB 5812 56	Arm Pin Float	1	1	
10	PA 5812 21	Screw Float Chamber	2	2	
11	JB 5812 60	Drain Screw	1	1	
12	JB 5812 37	Adjuster Cable	1	1	
13	JB 5812 58	Tube Air Vent	1	1	
14	PF 5813 09	Lever Complete Starter	1	1	

Air Filter Assembly



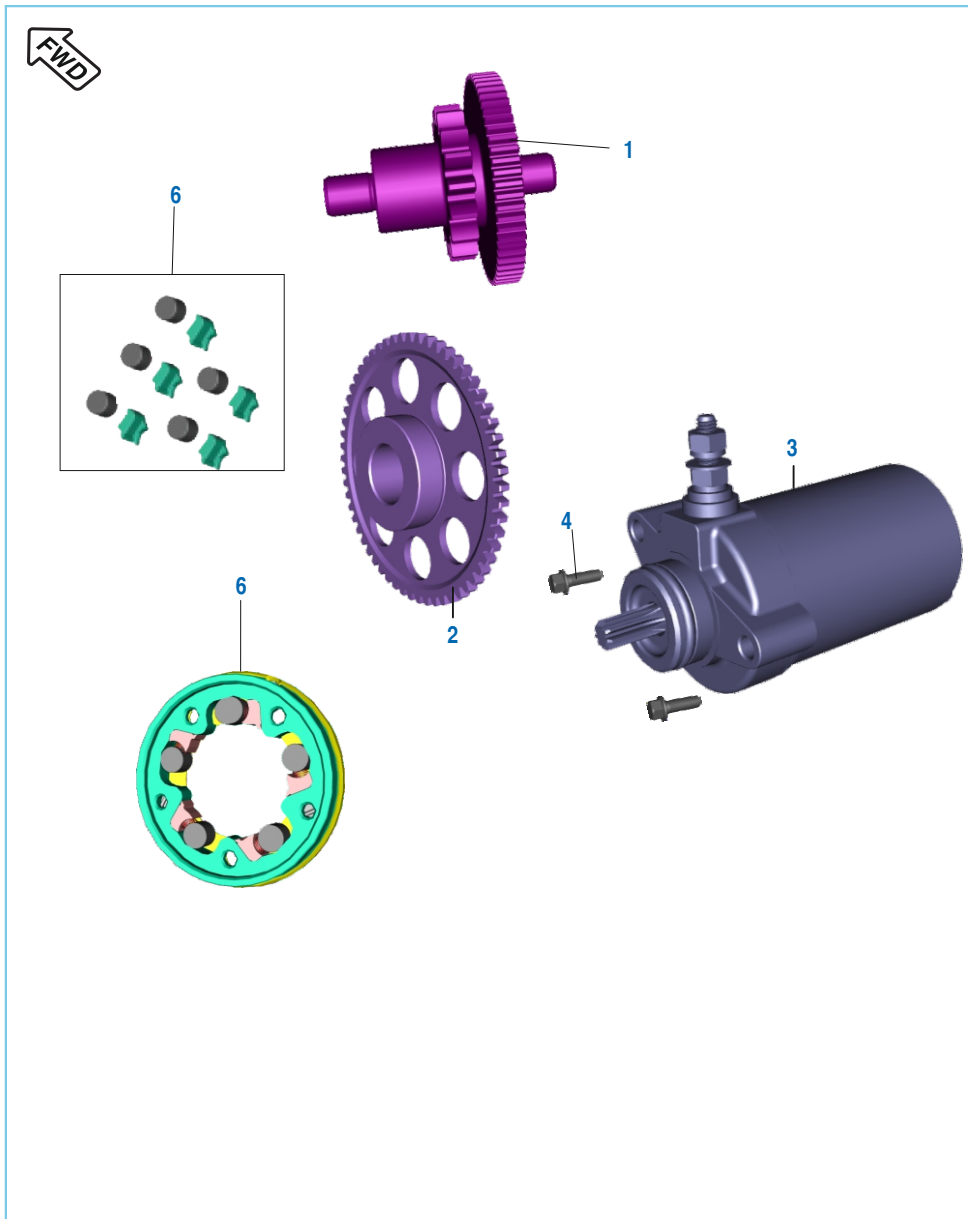
No.	Part No.	Description	Qty.		Remarks
			ES	KS	
1	PF 5810 38	Assembly Air Filter	1	1	
2	PF 5810 45	Assly Cartridge	1	1	
3	PF 5810 44	Foam Element Air Filter	1	1	
4	PF 5810 46	Arrester Flame	1	1	
5	PA 5810 53	Top Cover Screw	5	5	
6	PF 5810 52	Tube Connecting	1	1	
7	PF 5810 51	Duck Intake	1	1	
8	PF 5810 49	Ring Seal Air Filter Cover	1	1	
9	PF 5810 48	Drain Tube	1	1	
10	PF 5810 47	Tube Breather	1	1	
11	DP 1210 25	Clip	3	3	
12	DS 1211 26	Plug	1	1	
13	DH 1210 38	Clamp	1	1	
14	DP 1610 94	Bolt Stepped	2	2	
15	KA DF06 14	Bolt Step	1	1	N.I

Silencer Assembly

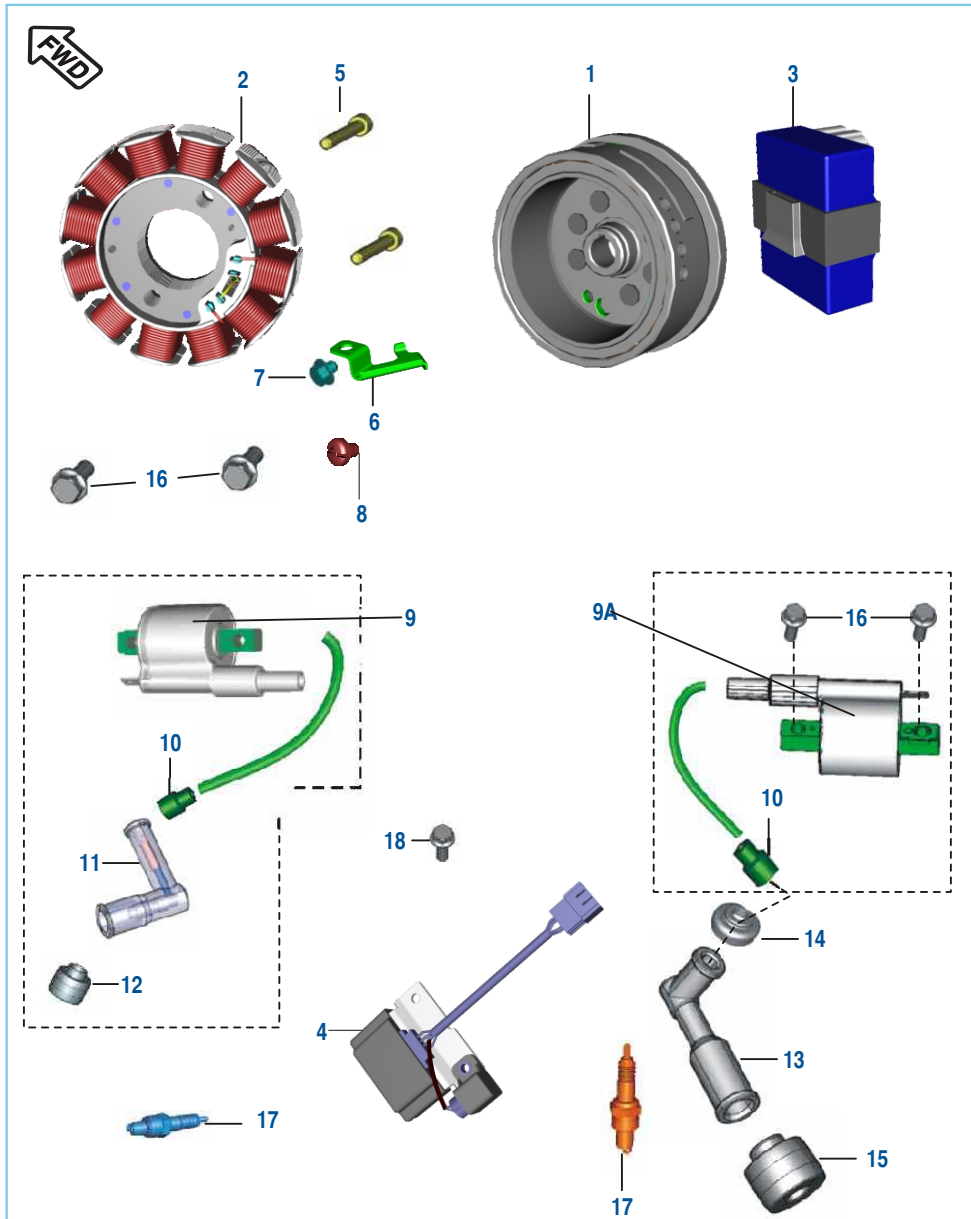


No.	Part No.	Description	Qty.		Remarks
			ES	KS	
1	YP F080 01	Silencer Assembly w/o Shield	1	1	
2	39 22951 5	Nut- U	1	1	
3	JE 5910 02	Gasket Exhaust	1	1	
4	PF 5911 46	Shield Silencer	1	1	
5	DH 1013 02	Truss Screw Pre coated	2	2	
6	DH 1013 01	Seal Shield Muffler	2	2	
7	JW 5910 30	Grommet Shield	1	1	
8	DK 1016 10	Bolt	1	1	

Starter Assembly



No.	Part No.	Description	Qty.		Remarks
			ES	KS	
1	PF 6214 00	Starter Drive Assly.	1	-	
2	PF 6214 03	Assly Gear Starter Clutch	1	-	
3	PF 3516 01	Starter Motor	1	-	
4	JA 5814 06	Bolt Flange	2	-	
5	36 DK00 76	Body Complete Starter Clutch	1	-	
6	36 JZ01 32	Kit Starter Clutch Repair	1	-	



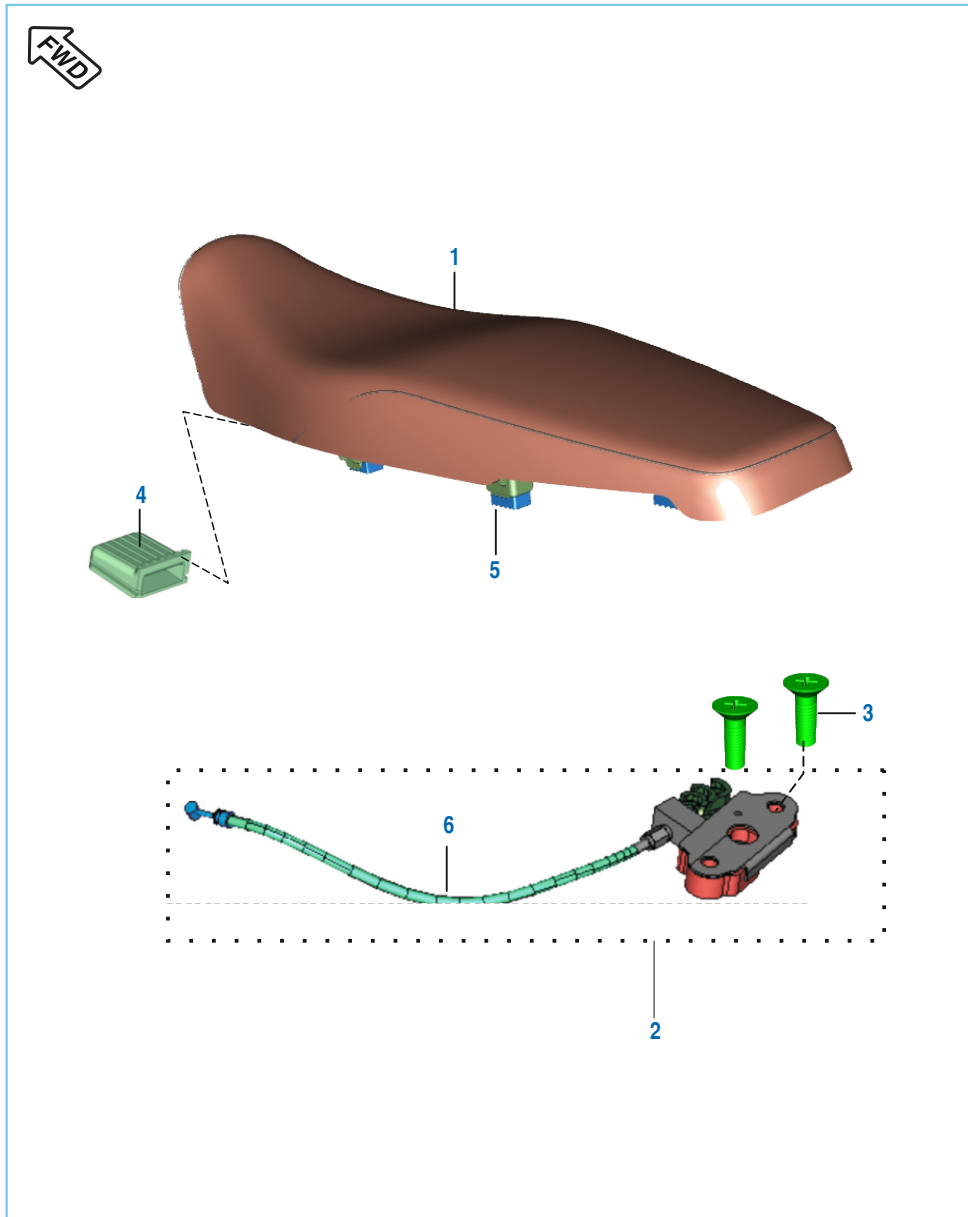
**FWD** Front Wheel Direction

Magneto, CDI & H.T. Coil

No.	Part No.	Description	Qty.		Remarks
			ES	KS	
1	PF 3510 25	Rotor Assly -ES	1	-	
	PF 3510 28	Assembly Rotor KS	-	1	
2	PF 3510 24	Stator Assembly	1	1	
3	PF 3512 20	CDI	1	1	
4	PF 4020 01	Regulator Rectifier	1	1	
5	LA C000 52	Bolt Socket	2	-	
	JE 5410 42	Bolt Socket	-	2	
6	PF 5412 42	Bracket Stator Harness-ES	1	-	
	JA 5410 28	Lock Plate - KS	-	1	
7	DH 1013 80	Pan Head Screw - Pick up coil	2	2	
8	KB BC06 08	Screw Pan - Bracket Stator	1	1	
9	PF 3512 17	Coil HT - 1	1	1	
9A	PF 3512 19	Coil HT - 2	1	1	
10	DD 1110 12	Grommet HT Coil	2	2	
11	DD 1110 48	Spark Plug Cap LH	1	1	
12	DD 1110 11	Grommet Spark Plug Cap LH	1	1	
13	DH 1110 15	Cap Spark Plug RH	1	1	
14	JD 3512 06	Grommet Sleeve Plug Cap	1	1	
15	DH 1110 13	Grommet Spark Plug	1	1	
16	KA Df06 16	Bolt Flanged	4	4	
17	CF 1110 19	Plug- Spark Bosch	2	2	
17	DD 1110 18	Plug- Spark Champion	2	2	
18	KA ED06 14	Bolt Regulator Mtg	1	1	

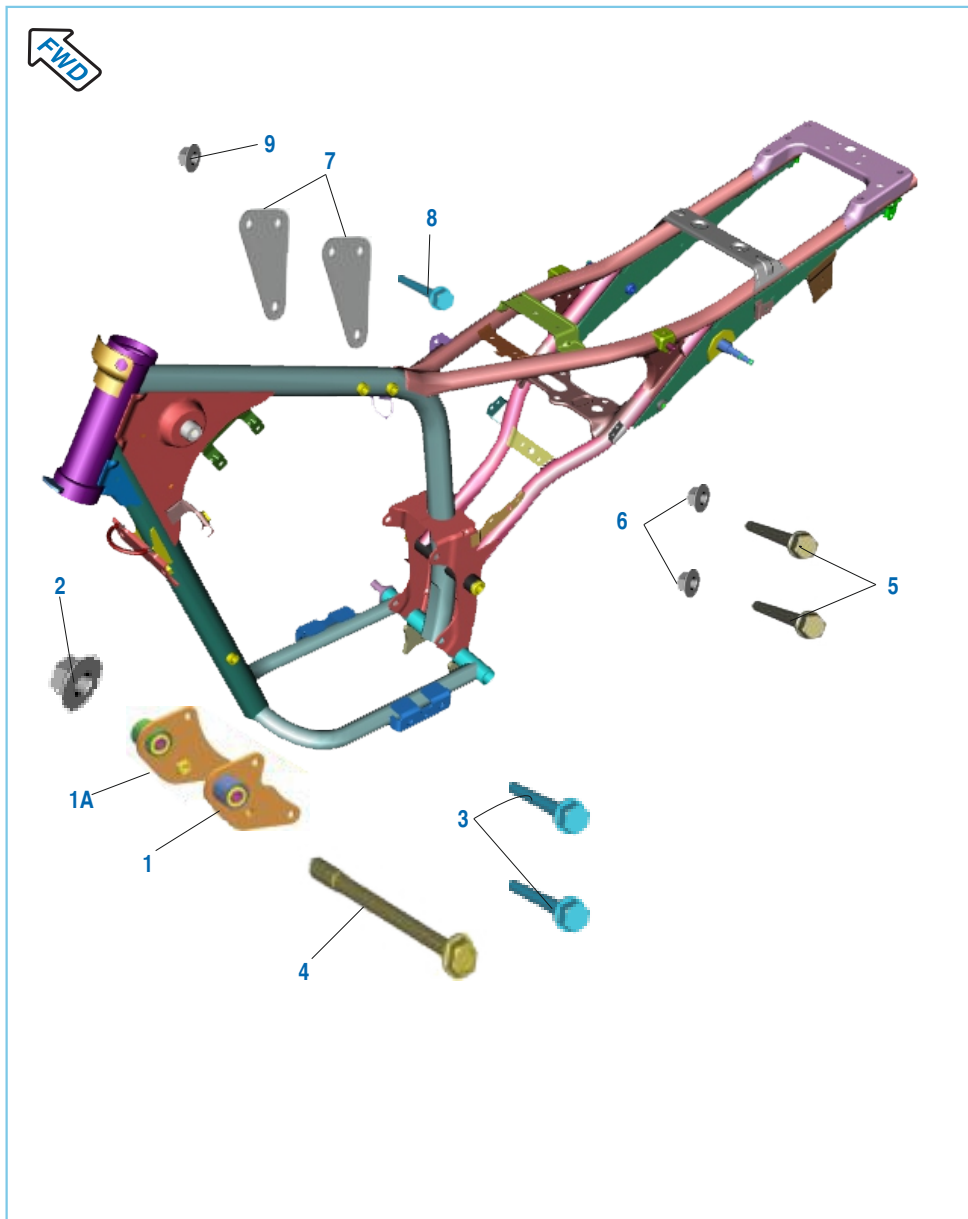


Seat Assembly / Seat Lock



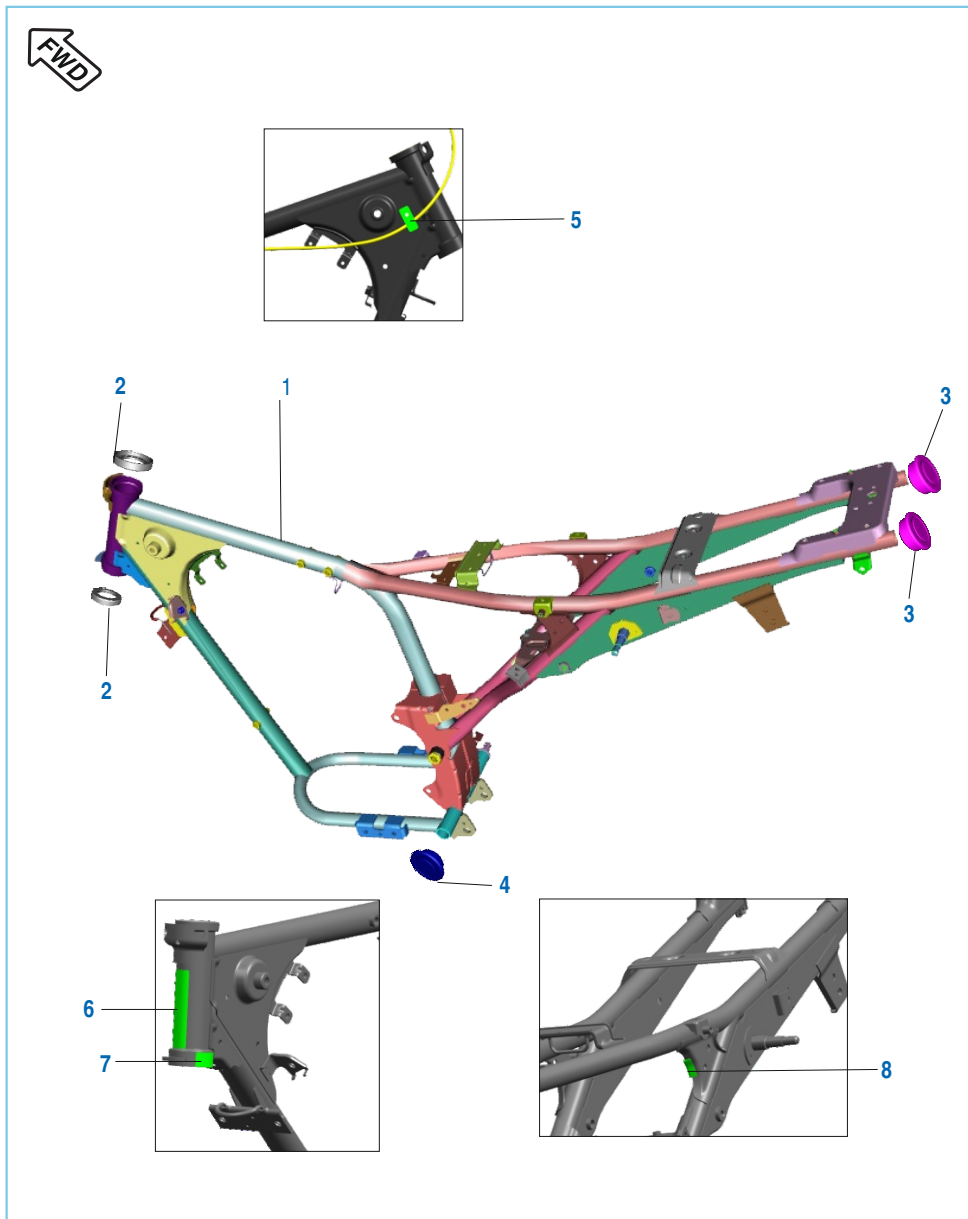
No.	Part No.	Description	Qty.		Remarks
			ES	KS	
1	PF 1910 11	Seat Assly. Comp	1	1	
2	PA 1612 11	Lock- Assly.	1	1	
3	39 0743 01	Screw CSK Cross M6	2	2	
4	DK 2110 07	Damper Seat Front	1	1	
5	JK 1910 05	Damper Seat	9	9	
6	PA 1612 07	Cable Seat Lock	1	1	

Engine Mountings



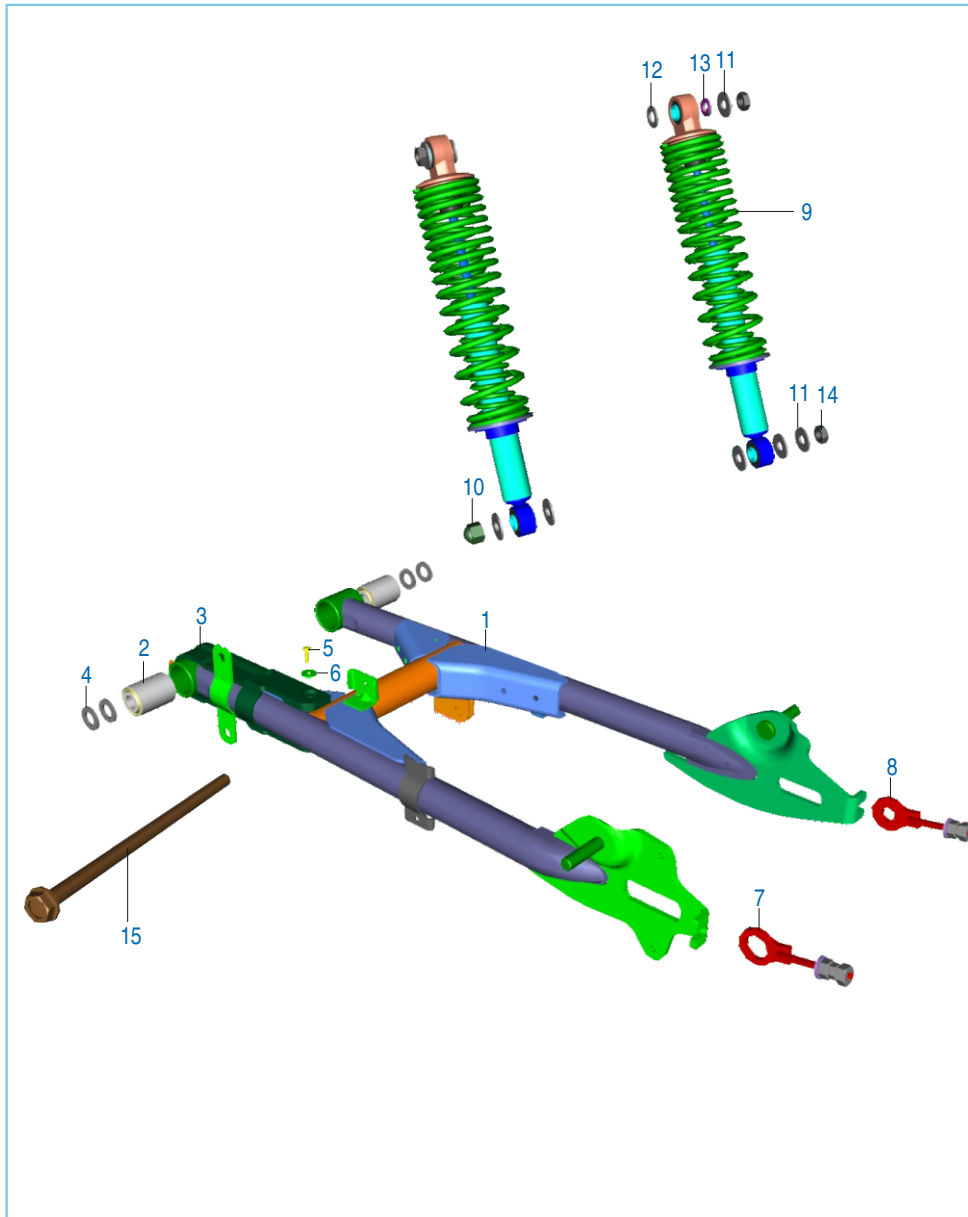
No.	Part No.	Description	Qty.		Remarks
			ES	KS	
1	PA 1134 16	Bracket Engine Mtg. Front LH	1	1	
1A	PA 1134 17	Bracket Engine Mtg. Front RH	1	1	
2	LC G000 01	Nut- Hex with Flange	3	3	
3	LA D000 01	Bolt Flange M8 L75	3	3	
4	LA D001 21	Bolt Flanged	1	1	
5	JA 1134 03	Flanged Bolt M10X110	2	2	
6	39 1225 15	Nut Flanged M10 Olive	2	2	
7	PF 1134 03	Bracket Engine Mtg Top LH	2	2	
8	LA D000 48	Bolt Flanged	3	3	
9	KC Ga08 08	Hex Nut Flanged	3	3	

Frame and Frame Fittings



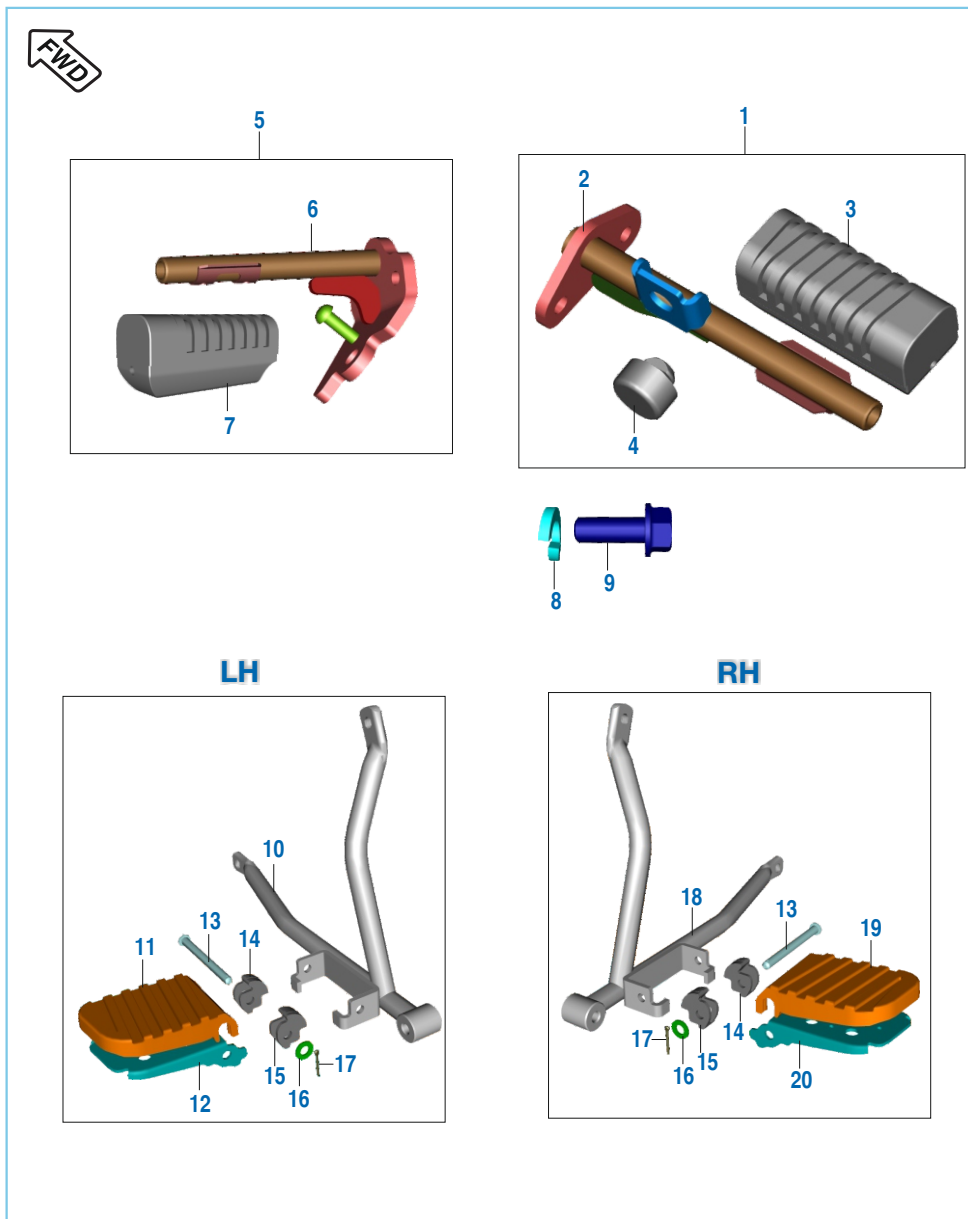
No.	Part No.	Description	Qty.		Remarks
			ES	KS	
1	PF 1110 60	Frame Assembly	1	1	
2	36 3140 01	Kit steering Cone	1	1	
3	PF 1110 92	Cap For Tube End	2	2	
4	PF 1110 96	Cap For Tube End	1	1	
5	DK 2010 49	Harness Clamp	1	1	
6	DU 1611 96	Tape- Frame	1	1	
7	JZ 1112 92	Tape Frame Head Pipe	1	1	
8	JB 1812 23	Beading Speedo Flap	1	1	

Swing Arm / Rear Shock Absorber



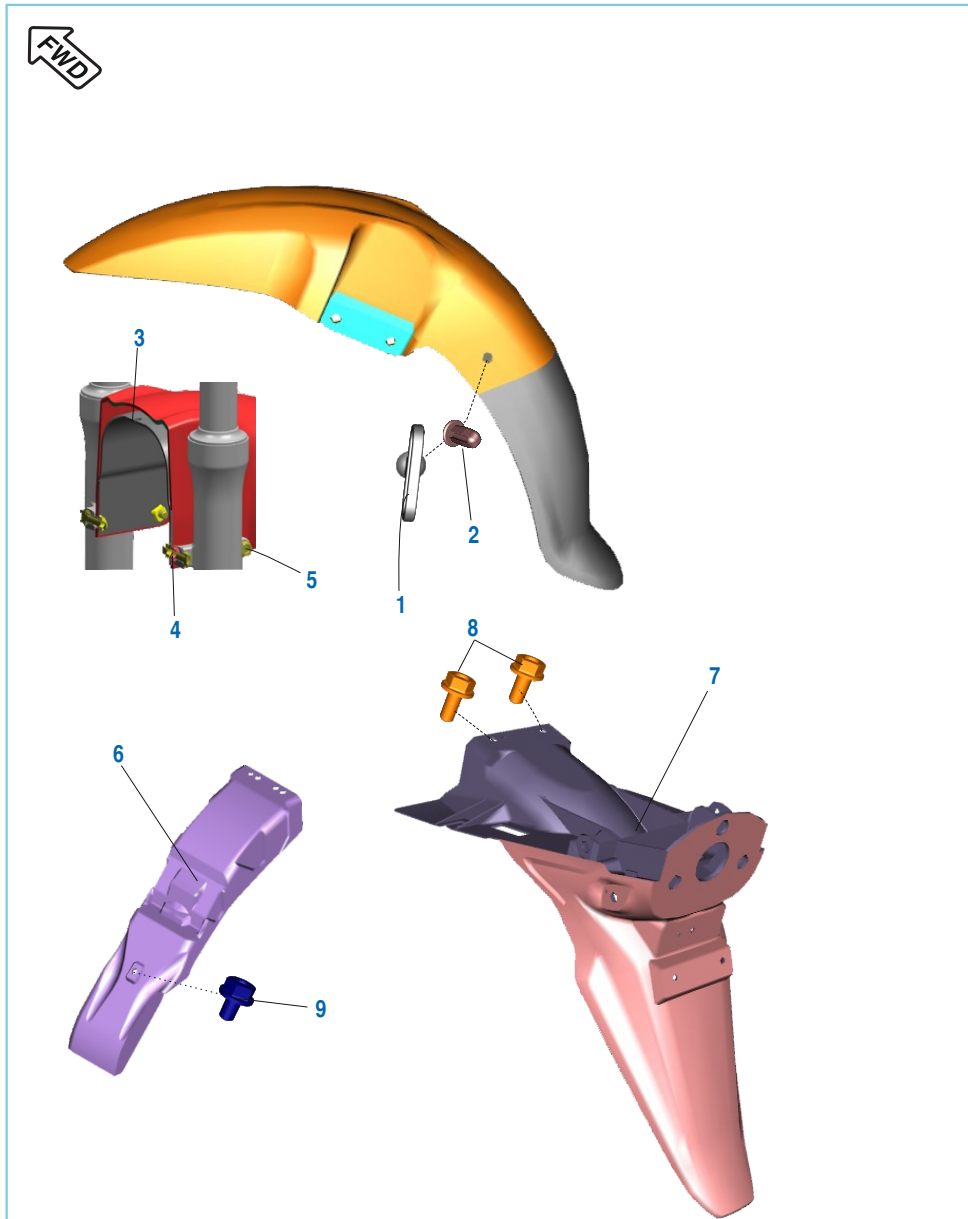
No.	Part No.	Description	Qty.		Remarks
			ES	KS	
1	PF 1220 27	Swing Arm Assly.	1	1	
2	DP 1710 06	Silent Bush	2	2	
3	DZ 1710 09	Chain Slider	1	1	
4	KD AA12 22	Plain Washer	4	4	
5	39 0553 02	Self Tapping Screw	2	2	
6	39 0454 11	Plain Washer	2	2	
7	JK 1220 02	Adjuster Assy. Chain - LH	1	1	
8	JK 1220 04	Adjuster Assy. Chain - RH	1	1	
9	PF 1220 25	Shock Absorber Rear	2	2	
10	39 2366 15	Nut Domed Cap	1	1	
11	DG 1710 25	Washer	6	6	
12	39 0781 11	Washer	2	2	
13	39 0789 12	Spring Washer	4	4	
14	39 1336 15	Nut(w/o Plating)	3	3	
15	JA 1210 03	Shaft Swing Arm	1	1	

Rider/ Pillion Foot Rest



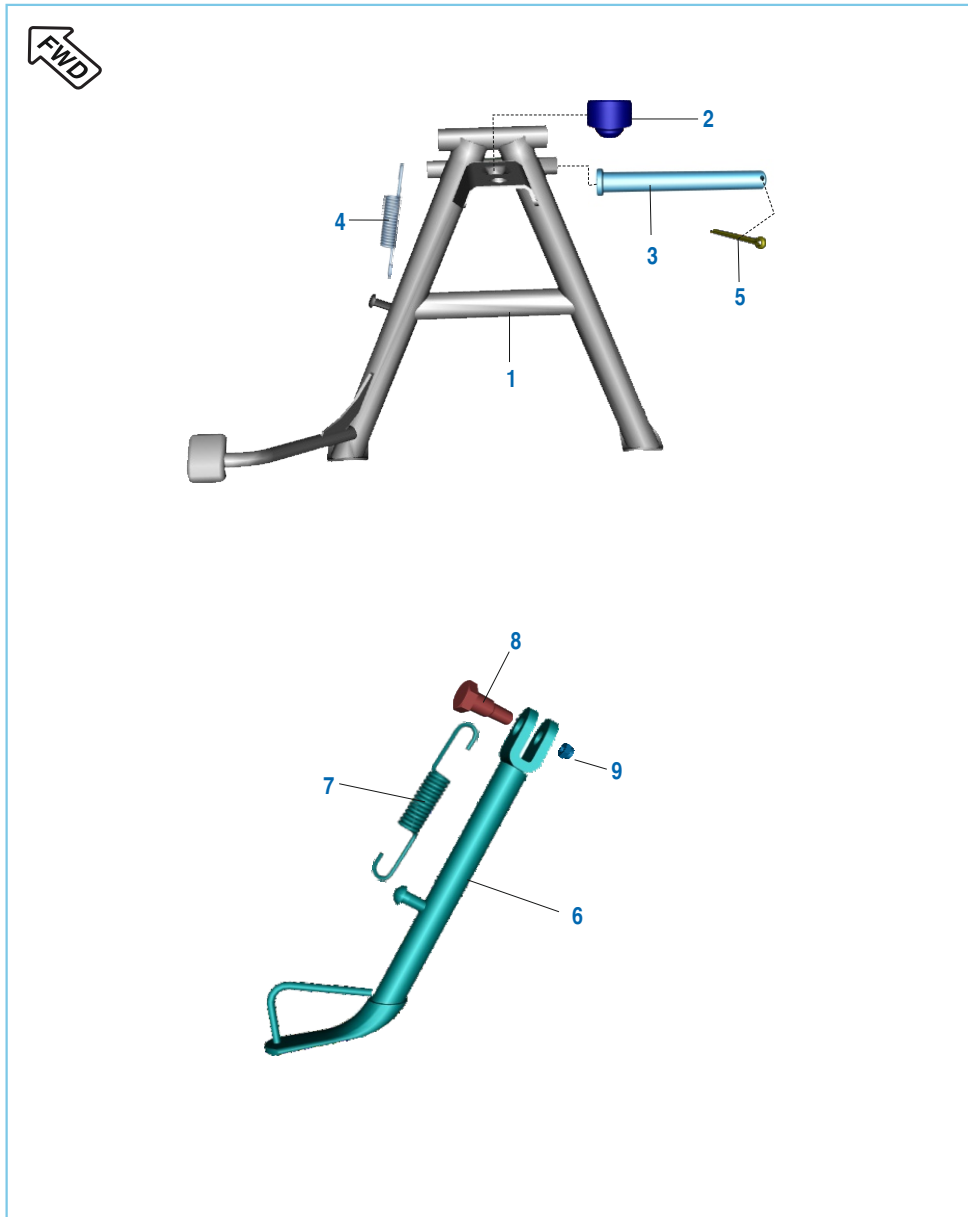
No.	Part No.	Description	Qty.		Remarks
			ES	KS	
1	PF 1130 13	Assly. Main Step RH	1	1	
2	PF 1130 10	Stay Main Step RH	1	1	
3	PF 1130 28	Damper Rider Footrest	1	1	
4	DG 1612 24	Damper	1	1	
5	PF 1130 12	Assly. Main Step LH	1	1	
6	PA 1130 22	Stay Main Step LH	1	1	
7	PF 1130 28	Damper Rider Footrest	1	1	
8	KD CB08 16	Washer Spring	2	2	
9	KA DD08 20	Bolt Flanged	4	4	
10	PF 1130 37	Stay Pillion LH	1	1	
11	PF 1130 32	Footrest Pillion LH	1	1	
12	PF 1130 44	Plate Pillion Footrest LH	1	1	
13	PF 1130 36	Pin Pillion Footrest	2	2	
14	PF 1130 46	Damper Hinge 1	2	2	
15	PF 1130 47	Damper Hinge 2	2	2	
16	GL 1810 99	Washer Nylon	2	2	
17	39 0784 08	Pin- Split	2	2	
18	PF 1130 38	Stay Pillion RH	1	1	
19	PF 1130 33	Footrest Pillion RH	1	1	
20	PF 1130 45	Plate Pillion Footrest RH	1	1	

Fender - Front & Rear



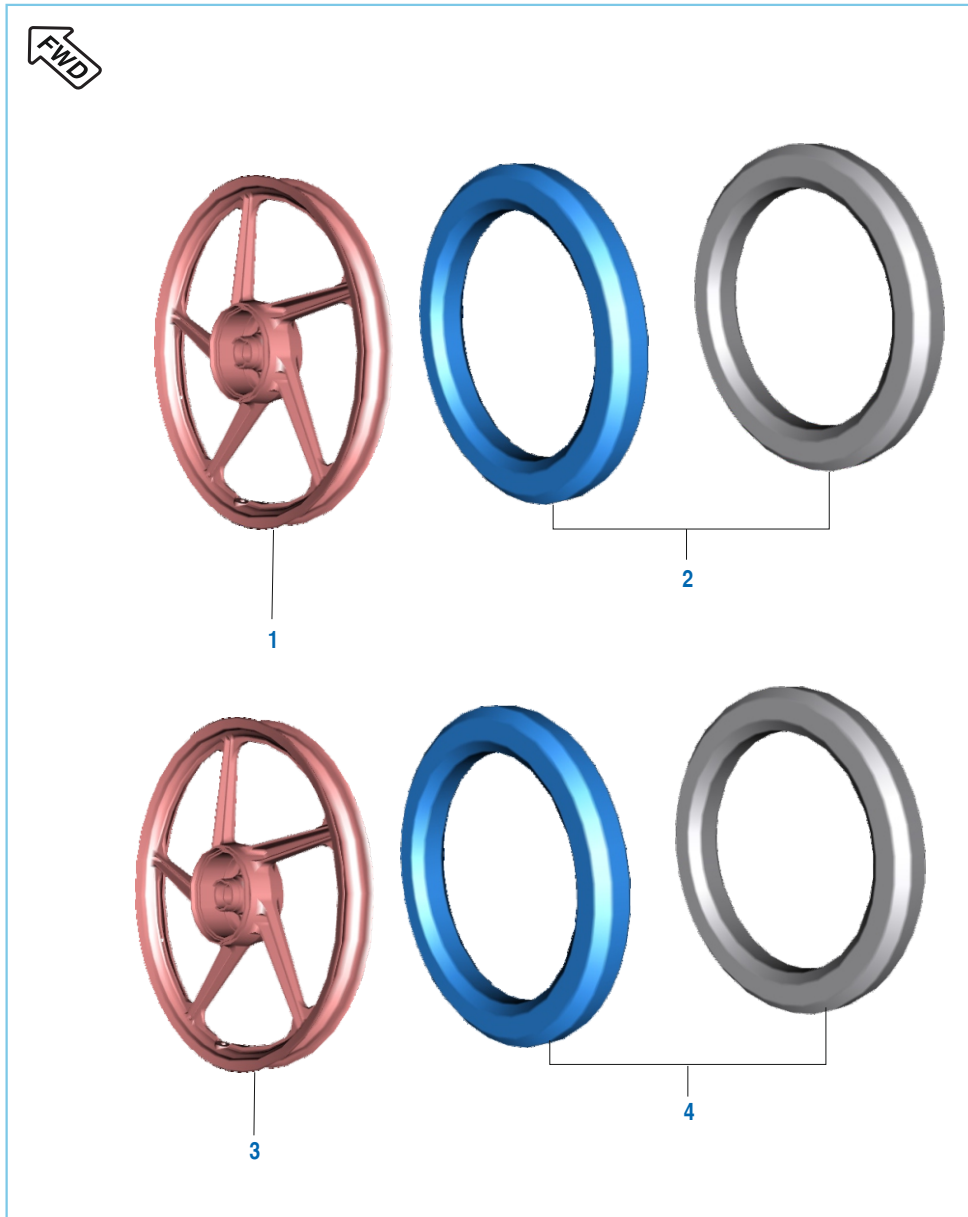
No.	Part No.	Description	Qty.		Remarks
			ES	KS	
1	DS 1611 25	Cable Guide	1	1	
2	DJ 1610 69	Nail Cable Guide	1	1	
3	PF 1814 23	Brace Fender Front	1	1	
4	KA DF06 25	Bolt Flanged	1	1	
5	PF 1814 24	Fender Rear Front	1	1	
6	PF 1814 22	Fender Rear Rear	1	1	
7	KA DF06 14	Bolt Flanged	2	2	
8	KA DF06 10	Bolt Flanged	1	1	
9	DS 1612 24	Bolt Stepped With Flange	2	2	N.I
10	DJ 2011 73	Grommet	2	2	N.I

Stand Assembly



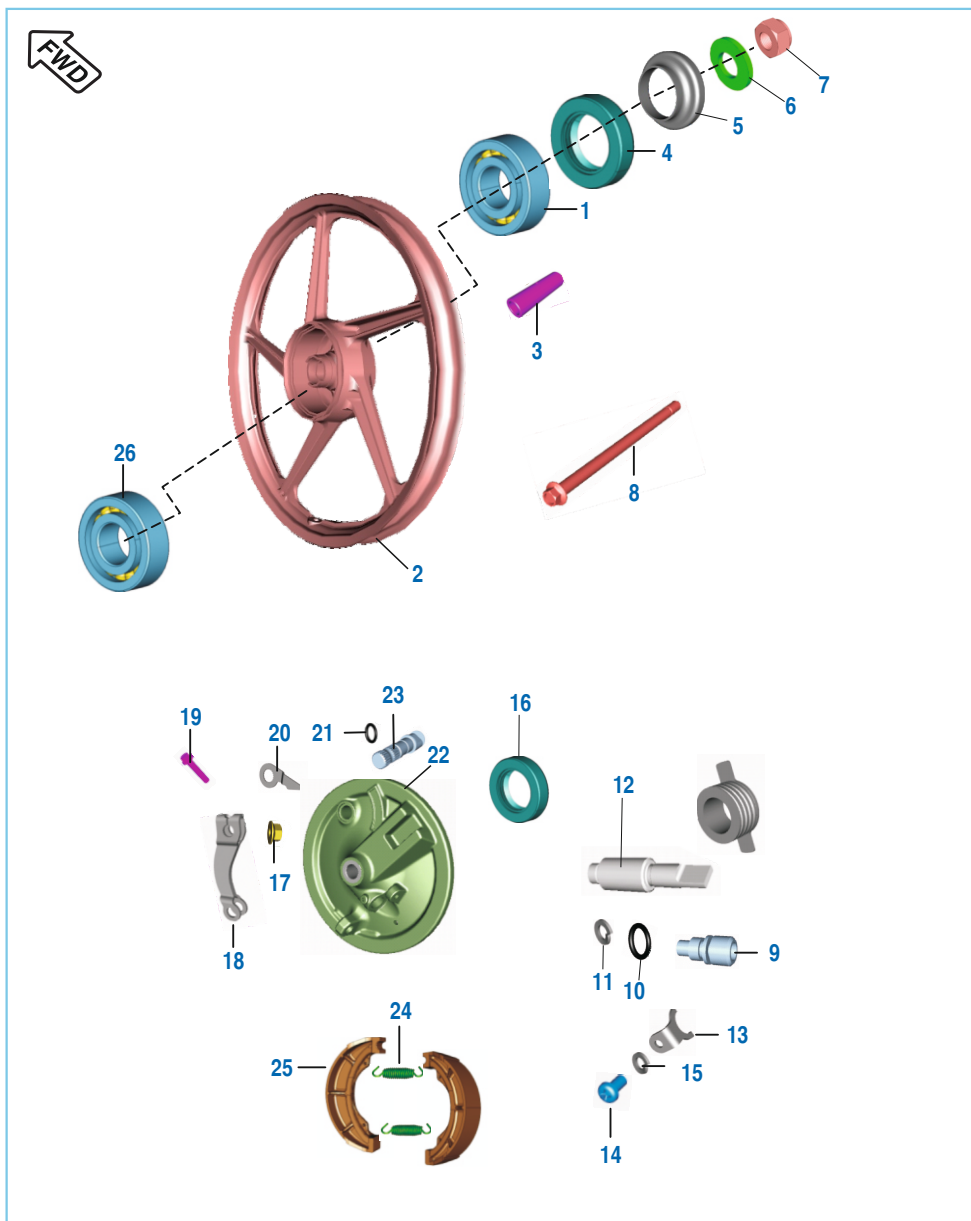
No.	Part No.	Description	Qty.		Remarks
			ES	KS	
1	PF 1132 06	Stand Center	1	1	
2	DG 1611 24	Damper Center Stand	1	1	
3	30 1611 57	Shaft Center Stand	1	1	
4	JZ 1132 09	Spring Main stand	1	1	
5	KH AA32 35	Pin Cotter	1	1	
6	JA 1132 02	Side Stand	1	1	
7	DH 1610 66	Spring Side Stand	1	1	
8	DF 1611 02	Bolt	1	1	
9	39 0422 15	Nut Nyloc M10	1	1	

Tube / Tyre / Rim



No.	Part No.	Description	Qty.		Remarks
			ES	KS	
1	JK 1310 26	Wheel Fr 1.4X17 Dia 110 Silver	1	1	
2	DM 1510 24	Tyre with Tube Front	1	1	
3	DU 1510 34	Wheel Rr 1.6X17-110 Dr Silver	1	1	
4	DM 1510 27	Tyre with Tube Rear	1	1	

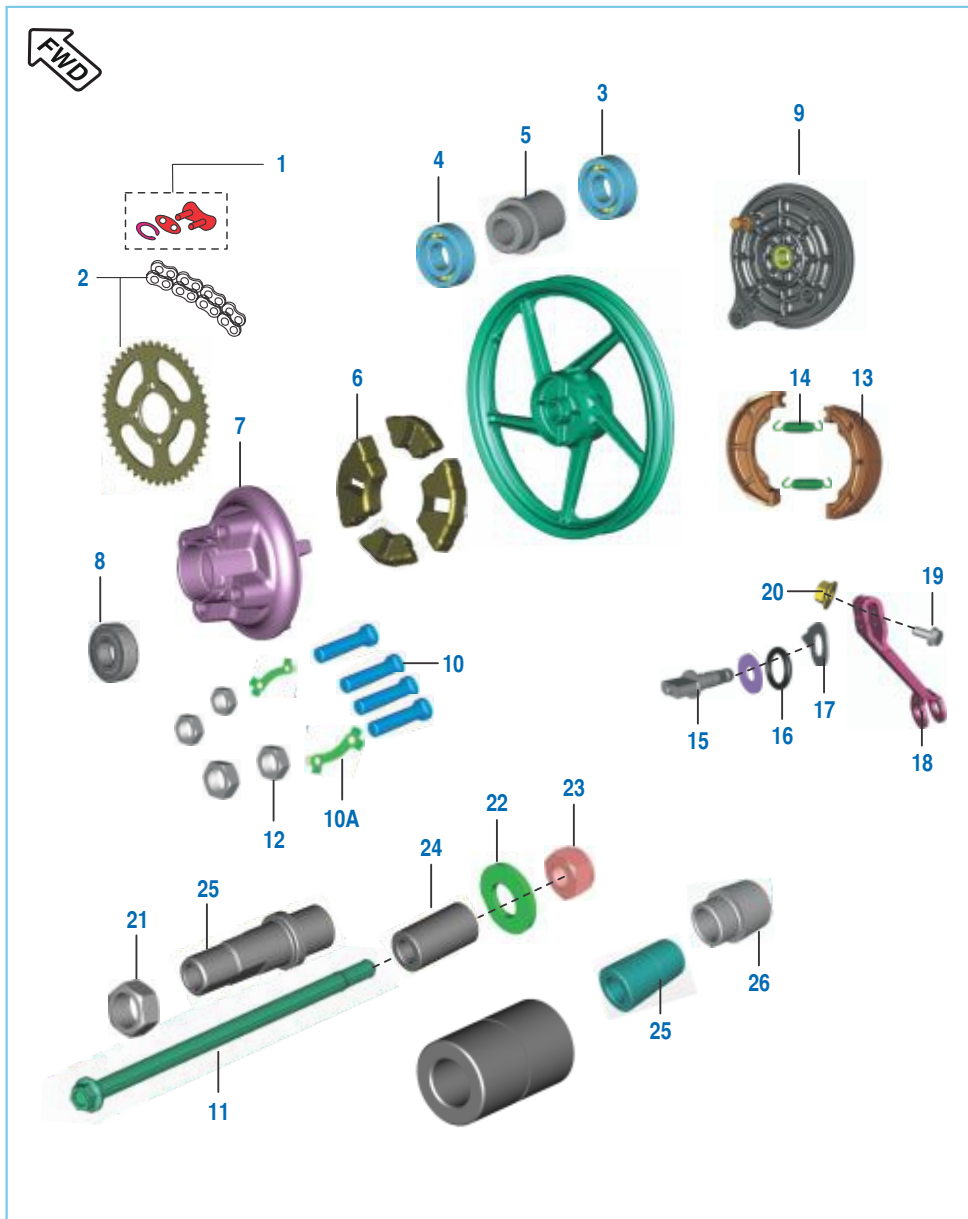




Front Hub

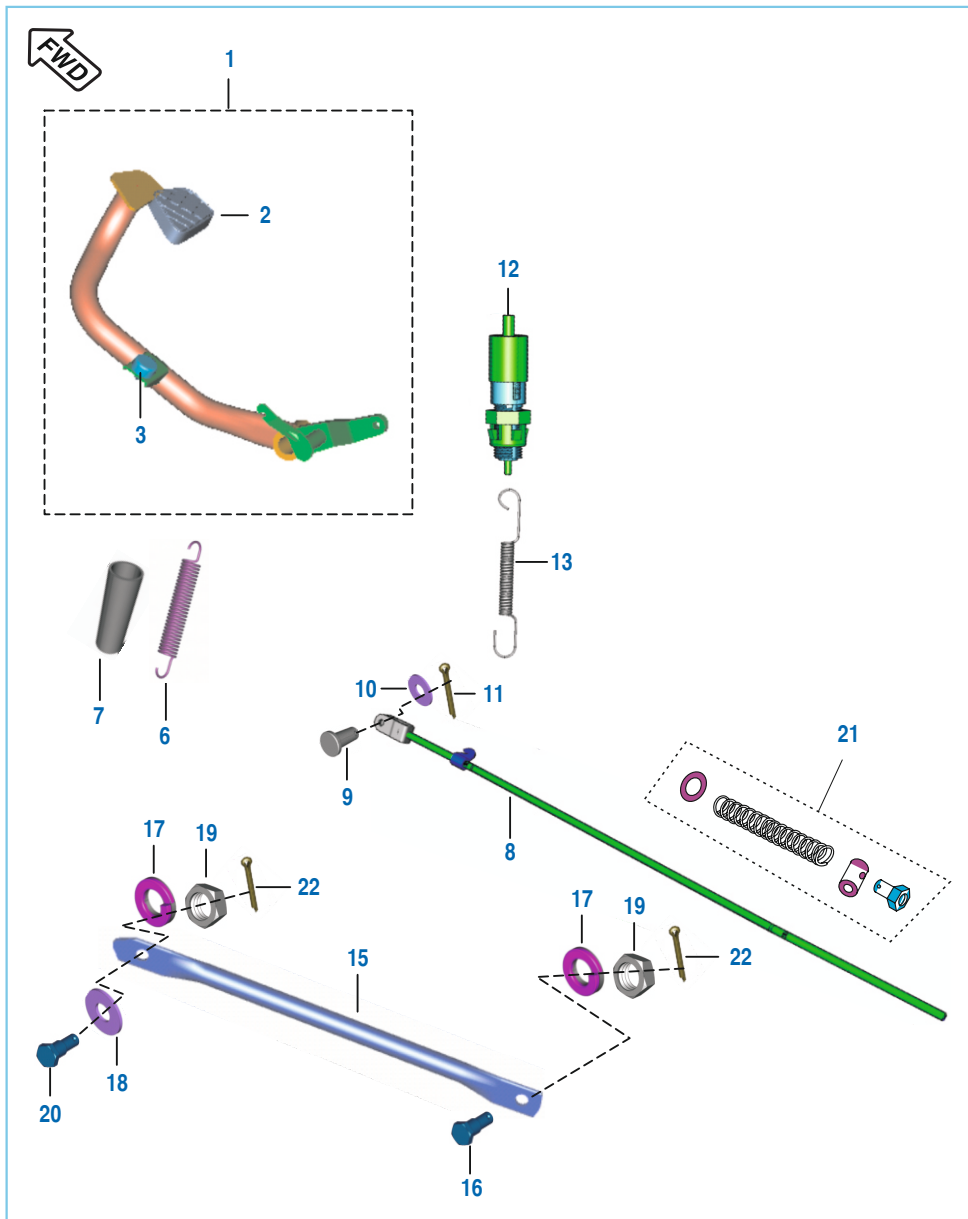
No.	Part No.	Description	Qty.		Remarks
			ES	KS	
1	KP BB62 00	Bearing Ball	1	1	
2	JK 1310 37	Front Wheel	1	1	
3	31 1510 04	Collar	1	1	
4	14 1510 21	Oil Seal	1	1	
5	JK 1318 07	Collar Axel Assly.	1	1	
6	39 1510 11	Plain Wahser	1	1	
7	DU 1510 31	Nut Hex. Slotted	1	1	
8	DZ 1510 12	Axel	1	1	
9	JA 1316 06	Bushing	1	1	
10	39 1013 21	Ring 'O'	1	1	
11	39 0242 11	Washer	2	2	
12	30 1510 41	Gear Meter Screw	1	1	
13	30 1511 18	Stopper For Bushing	1	1	
14	39 0840 01	Screw Pan Cross	1	1	
15	39 0900 12	Spring Washer	1	1	
16	31 1510 14	Oil Seal	1	1	
17	39 0798 15	Flange Nut	1	1	
18	DD 1510 08	Lever Brake Cam	1	1	
19	39 0775 04	Bolt	1	1	
20	DD 1510 09	Indicator Front	1	1	
21	30 1510 38	'O' Ring	1	1	
22	DZ 1510 27	Panel Front Brake	1	1	
23	31 1510 11	Cam Brake	1	1	
24	30 1510 69	Spring	2	2	
25	JB 1318 04	Shoe Brake Assly	2	2	
26	KP BB63 00	Bearing Ball	1	1	

Rear Hub



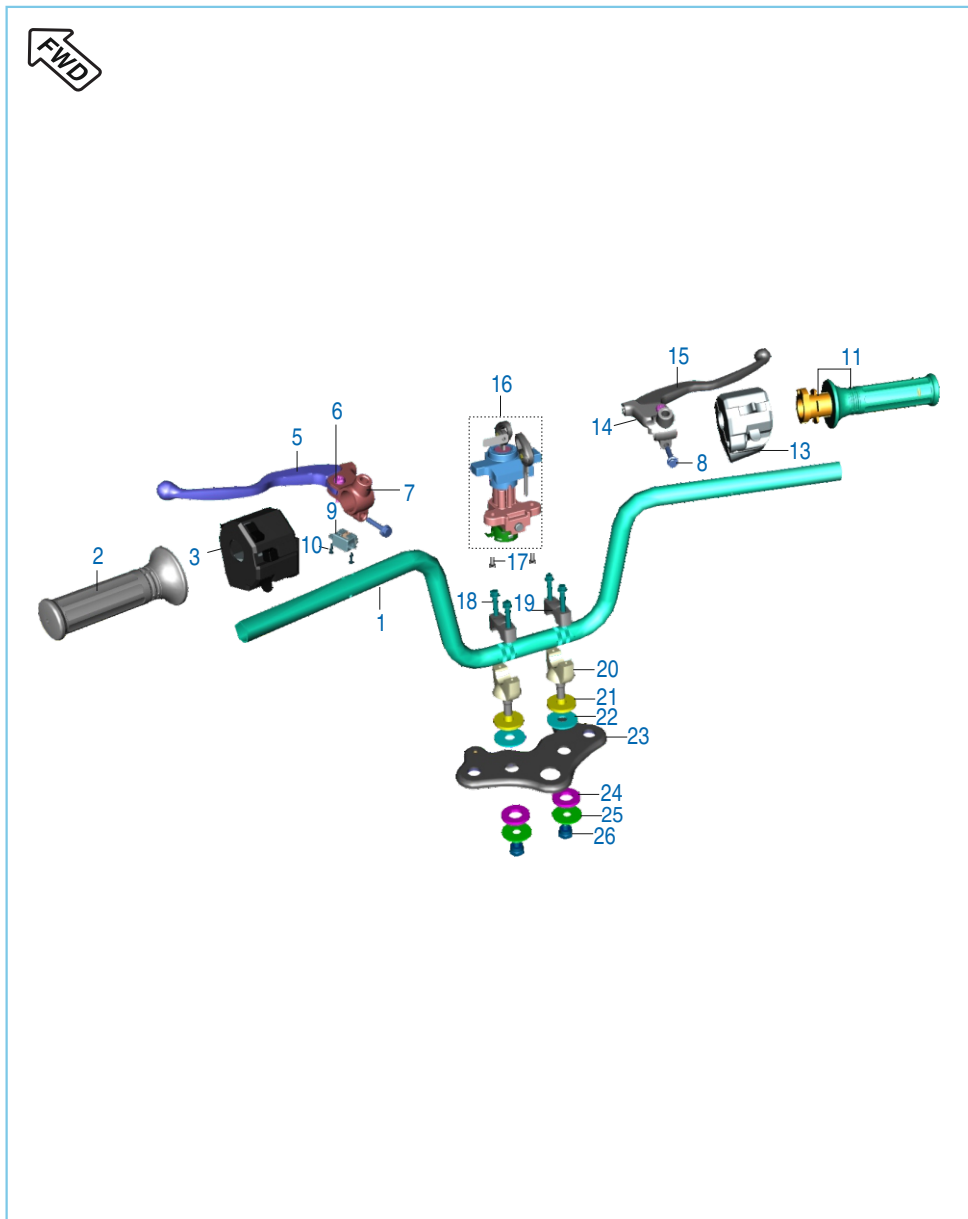
No.	Part No.	Description	Qty.		Remarks
			ES	KS	
1	PA 1410 11	Drive Chain Lock	1	1	
2	36 PA01 52	Kit Chain Sprocket	1	1	
3	KP BB62 01	Bearing ball C3 Clearance	1	1	
4	KP BB63 01	Bearing ball C3 Clearance	1	1	
5	31 1510 18	Caller-Bearing	1	1	
6	31 1510 21	Coupling Rubber	4	4	
7	PF 1312 39	Coupling	1	1	
8	KP Bc60 04	Ball Bearing	1	1	
9	DZ 1510 45	Panel Rear Brake	1	1	
10	DX 1510 10	D Bolt	4	4	
10A	31 1510 29	Washer	2	2	
11	PF 1312 35	Axel Rear	1	1	
12	39 0794 15	Nut U Flange	4	4	
13	JB 1318 04	Shoe Brake Assly.	2	2	
14	30 1510 69	Spring	2	2	
15	JB 1312 23	Cam Brake Assly.	1	1	
16	30 1510 38	'O' Ring	1	1	
17	30 1510 05	Wear Indicator	1	1	
18	31 1510 37	Lever Cam Brake	1	1	
19	39 1074 04	Hex Bolt with Flange	1	1	
20	39 0798 15	Flange Nut	1	1	
21	39 0988 15	Hex Nut M18X1.5P	1	1	
22	39 0714 11	Washer Plain	1	1	
23	59 1500 03	Nut- U M12	1	1	
24	PF 1312 37	Spacer Panel	1	1	
25	PF 1312 36	Sleeve Coupling	1	1	
26	JK 1312 03	Collar	1	1	

Brake Pedal



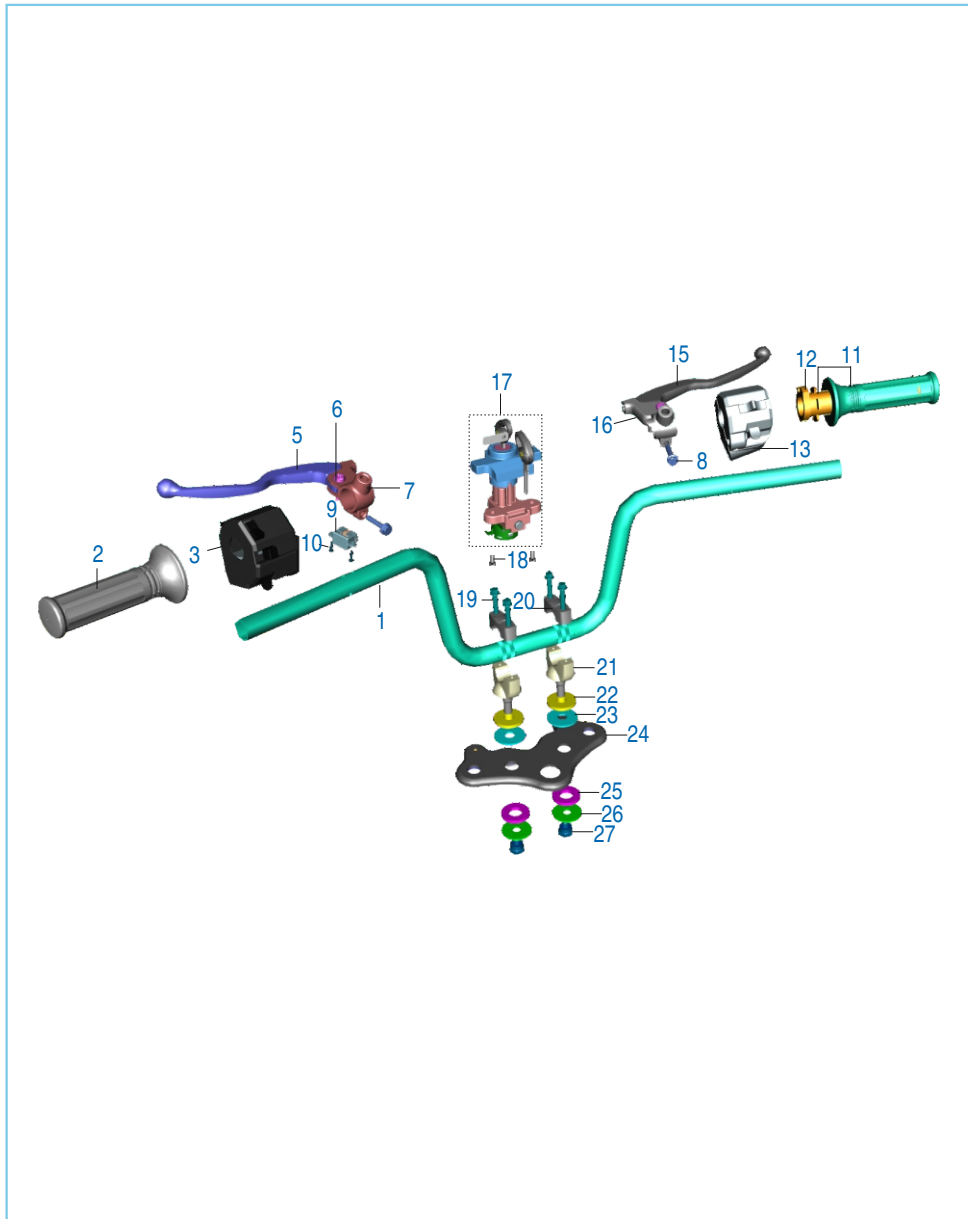
No.	Part No.	Description	Qty.		Remarks
			ES	KS	
1	PA 1610 06	Assly Brake Pedal	1	1	
2	JZ 1610 19	Pad Brake Pedal	1	1	
3	DD 1610 78	Damper	1	1	
6	JD 1610 02	Spring Brake Pedal	1	1	
7	JD 1610 06	Sleeve Brake Return Spring	1	1	
8	PF 1610 06	Brake Rod	1	1	
9	30 1910 38	Pin Brake Rod	1	1	
10	39 0198 11	Washer - Plain	1	1	
11	39 0808 08	Pin - Split	1	1	
12	31 2010 79	Rear Brake Switch	1	1	
13	PA 1610 04	Spring Brake Switch	1	1	
15	PF 1220 19	Rod - Torque	1	1	
16	DH 1510 29	Bolt - Step :- Torque Rod	1	1	
17	39 0789 12	Washer - Spring	2	2	
18	39 1540 11	Washer - Plain	1	1	
19	39 069415	Nut - Hexagon Lock	2	2	
20	30 1510 96	Bolt - Hexagon	1	1	
21	36 DK00 17	Kit Hardware Br Rod	1	1	
22	39 0807 08	Pin - Split	2	2	

Handle Bar Assly



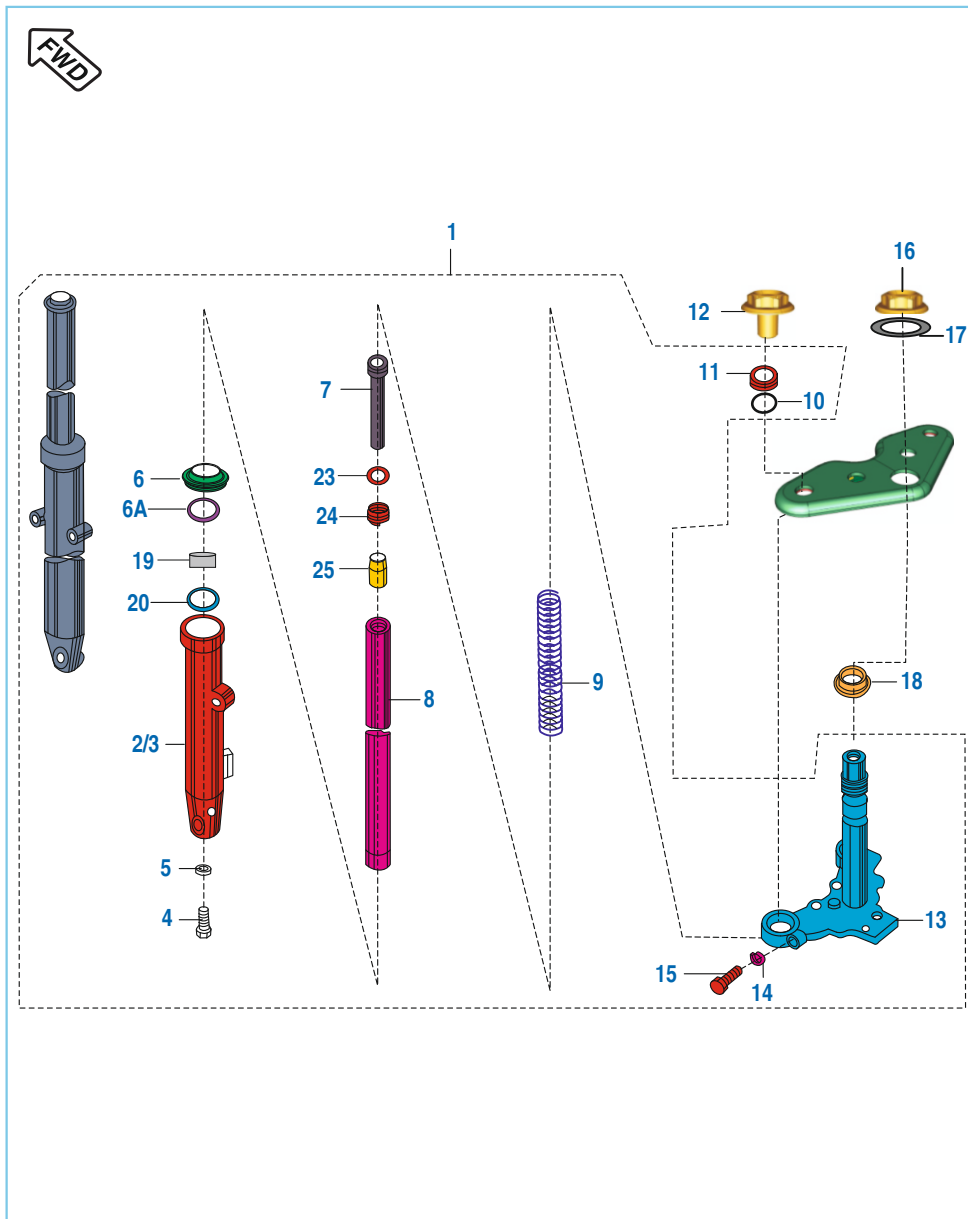
No.	Part No.	Description	Qty.		Remarks
			ES	KS	
1	PF 1510 15	Handle Bar	1	1	
2	PF 1610 05	Hand Grip LH	1	1	
3	JB 4014 00	Control Switch LH	1	1	
4	PF 1610 09	Assly Lever Holder LH	1	-	
	PF 1610 16	Assembly Lever Holder LH - KS	-	1	
5	PF 1610 15	Lever Clutch	1	1	
	DL 1910 13	Lever Grip Left - KS	-	1	
6	JZ 1610 28	Lever Pivot Bolt	2	2	
7	PF 1610 10	Holder Lever LH	1	1	
8	39 1553 04	Bolt Flange M6	2	2	
9	JZ 4014 03	Clutch Switch	1	-	
10	LB U000 12	Screw	2	2	
11	PF 1610 07	Grip Assly RH	1	1	
12	DD 2011 70	Brake Switch with Lever	1	1	N.I
13	PF 4014 17	Control Switch RH	1	-	
	DZ 2010 44	Control Switch RH-KS	-	1	
14	PF 1610 11	Assembly Lever Holder RH	1	1	
15	DD 1911 42	Lever Grip RH	1	1	
16	PF 2326 04	Lock Kit	1	1	
17	39 1902 04	Bolt Flange	2	2	
18	39 1074 04	Bolt Flanged	4	4	
19	FD 1810 30	Holder Handle Upper	2	2	

Handle Bar Assly



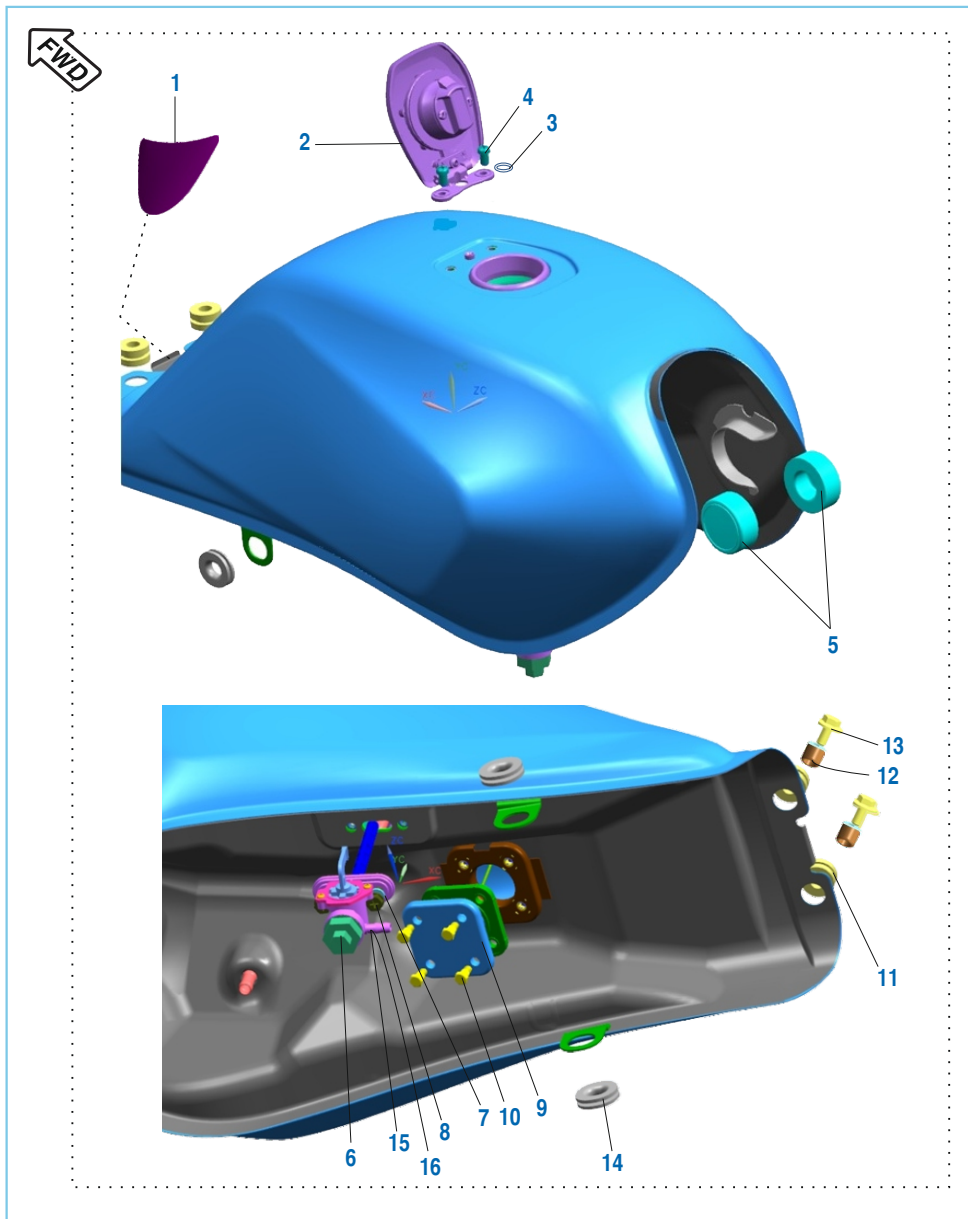
No.	Part No.	Description	Qty.		Remarks
			ES	KS	
20	FD 1810 31	Holder Assly Handle Lower	2	2	
21	DF 1810 91	Damper Handle Holder Upper	2	2	
22	FD 1810 19	Washer Plain	2	2	
23	PF 1210 79	Bkt Holder Fork Upper	1	1	
24	DF 1810 92	Damper Handle Lower	2	2	
25	DS 1810 10	Washer Plain	2	2	
26	39 2249 15	Nut	2	2	
27	JD 4022 17	Band	2	2	N.I

Front Fork



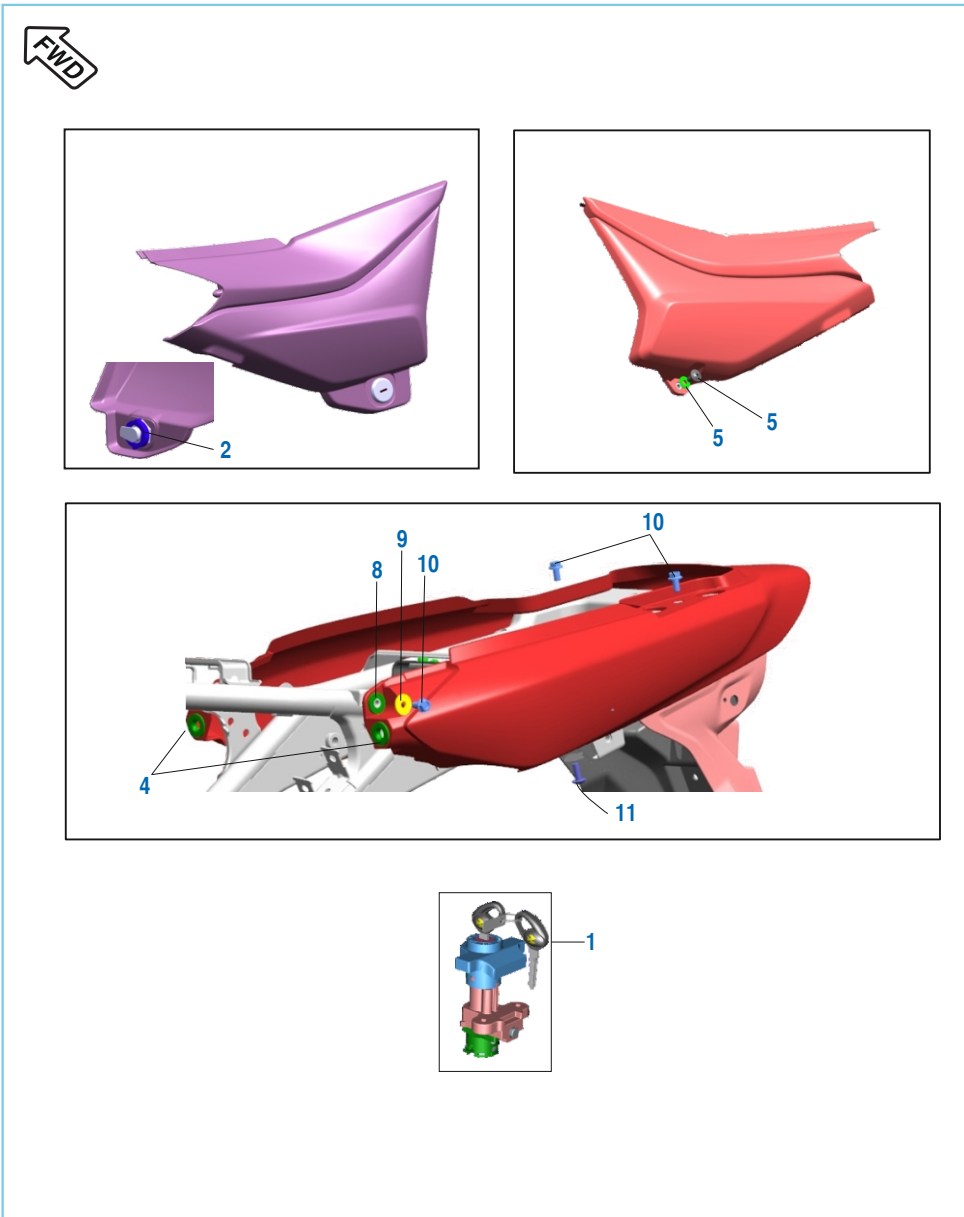
No.	Part No.	Description	Qty.		Remarks
			ES	KS	
1	PF 1210 88	Assly Front Fork	1	1	
2	PF 1210 86	Outer Pipe LH	1	1	
3	PF 1210 90	Outer Pipe RH	1	1	
4	KA CF08 30	Socket Head Bolt	2	2	
5	30 1810 26	Gasket	2	2	
6	DD 1810 32	Seal Dust	2	2	
7	PF 1210 82	Seat Pipe	2	2	
8	PF 1211 01	Fork Pipe Spinning	2	2	
9	DJ 1811 04	Spring Main	2	2	
10	30 1810 29	'O' Ring	2	2	
11	DS 1810 12	Bolt Fork	2	2	
12	59 0400 06	Hex Bolt	2	2	
13	PF 1210 76	Assembly Under Bracket	1	1	
14	39 0789 12	Washer Spring	2	2	
15	39 1181 01	Bolt Hexagon Head M8X40	2	2	
16	DS 1810 15	Cap Nut Fork	1	1	
17	DS 1810 16	Plain Washer	1	1	
18	30 1810 09	Bearing Cone	1	1	
19	JK 1210 07	Guide Bush	2	2	
20	JK 1210 09	Washer Guide Bush	2	2	
21	PF 1210 99	Leg Assembly LH	1	1	N.I
22	PF 1211 00	Leg Assembly RH	1	1	N.I
23	30 1810 20	Piston ring	1	1	
24	DM 1810 08	Rebound Spring	1	1	
25	JZ 1210 13	Cap Oil Lock	1	1	

Petrol Tank, Cap Tank and Gauge Fuel



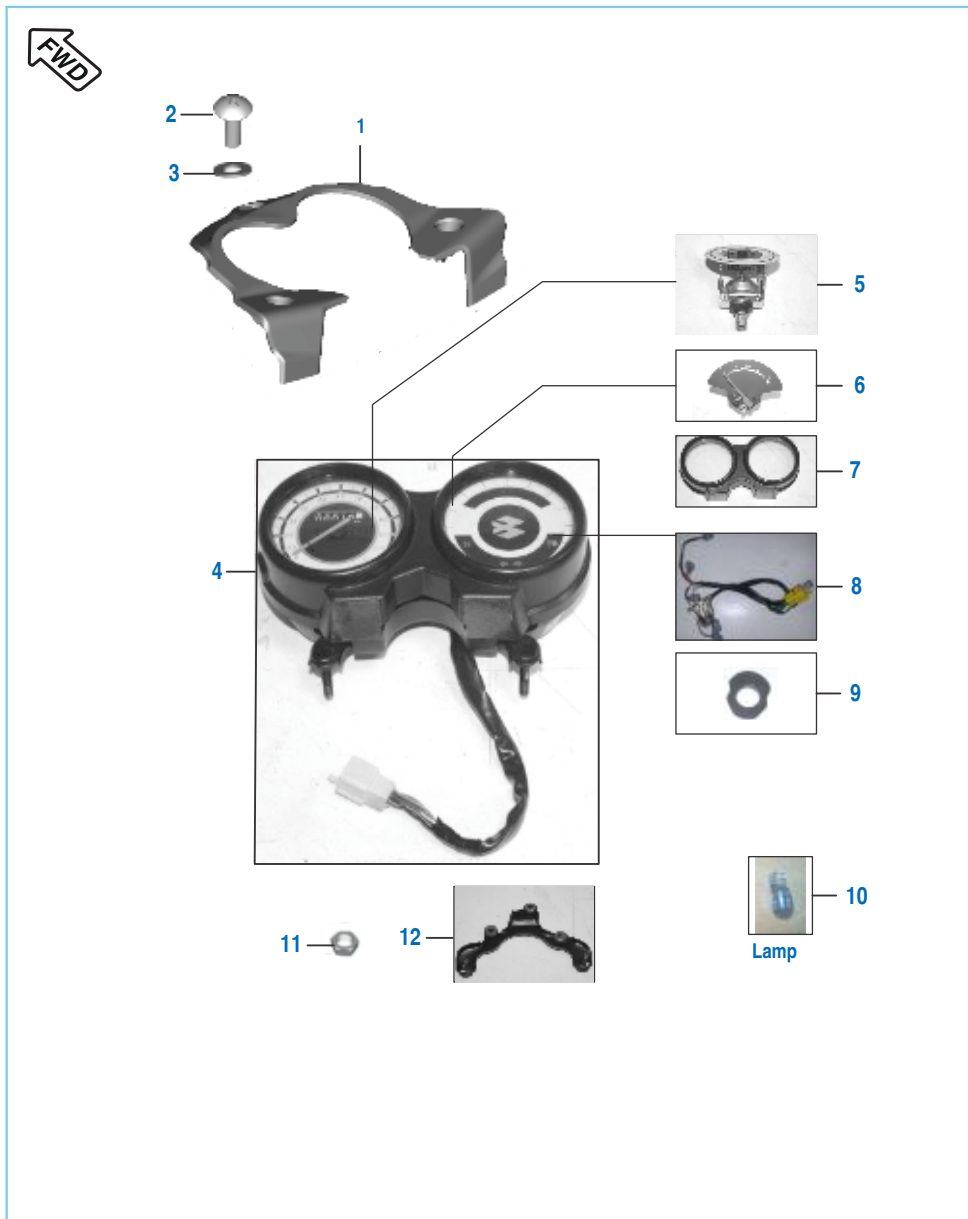
No.	Part No.	Description	Qty.		Remarks
			ES	KS	
1	DP 1410 20	Pad Seatlab	1	1	
2	DS 1410 09	Cap Fuel Tank	1	1	
3	39 2179 24	Washer	2	2	
4	AP 1012 55	Screw Pan	2	2	
5	DF 1411 28	Damper Fuel Tank Mtg.	2	2	
6	DZ 1410 40	Fuel Cock Assly.	1	1	
7	39 0740 11	Washer Non Metallic	2	2	
8	DD 1412 27	Bolt-Flanged	2	2	
9	DZ 2010 19	Tank Unit	1	1	
10	30 1410 32	Bolt	4	4	
11	DG 1410 19	Damper	2	2	
12	30 2110 05	Collar	2	2	
13	KA DF06 25	Bolt Flanged	2	2	
14	DG 1611 18	Grommet	2	2	
15	JZ 1718 29	Pipe Fuel	1	1	
16	33 1410 08	Clamp	1	1	

Fittings - Side Covers & Cover Seat



No.	Part No.	Description	Qty.		Remarks
			ES	KS	
1	PF 2326 03	Lock Kit	1	1	
2	DU 1611 02	Damper	1	1	
3	DT 1812 65	Grommet(For Side Cover Mtg)	2	2	
4	DG 1611 18	Grommet	2	2	
5	39 1789 24	Washer Nylon	1	1	
6	DG 1611 21	Screw	1	1	N.I
7	PF 1812 32	Assembly Seat Cowl	1	1N.I	
8	JL 1812 19	Grommet	2	2	
9	39 1211 11	Plain Washer	2	2	
10	KA DF06 12	Bolt Flanged	4	4	
11	DU 1611 19	Screw Truss	2	2	






Meter Assembly

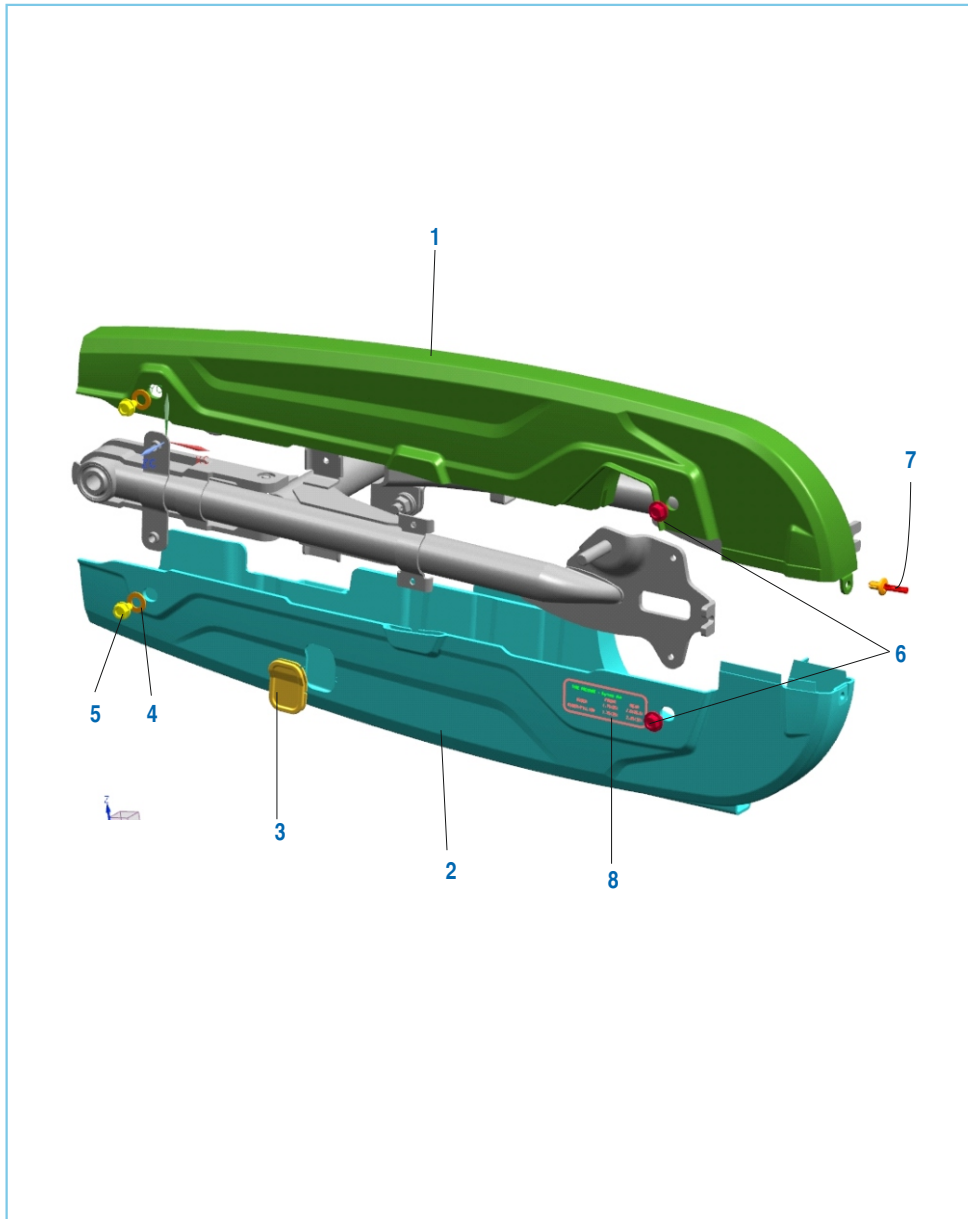
No.	Part No.	Description	Qty.		Remarks
			ES	KS	
1	PF 1812 14	Flap Speedometer	1	1	
2	KB UA06 16	Screw Truss	3	3	
3	KD BA06 13	Washer Plain	3	3	
4	PF 4024 12	Speedometer Assly	1	1	
5	YP F080 10	Speedometer with Dial Minda	1	1	
	YP F080 17	Speedometer with Dial Pricol	1	1	
6	YP F080 09	Fuel Gauge with Dial Minda	1	1	
	YP F080 11	Fuel Gauge with Dial Pricol	1	1	
7	YP F080 08	Top Cover with Sear Ring Minda	1	1	
	YP F080 15	Top Cover with Sear Ring Pricol	1	1	
8	YP F080 07	Speedometer W Harness Minda	1	1	
	YP F080 16	Speedometer W Harness Pricol	1	1	
9	YP F080 06	Sealing Ring Meter Minda	1	1	
	YP F080 12	Sealing Ring Meter Pricol	1	1	
10	CM 2010 54	Lamp 12v, 2 W	5	5	
11	KC GA06 06	Nut Hex Flanged	2	2	
12	DU 1910 21	Bracket Speedometer	1	1	

Control Cables



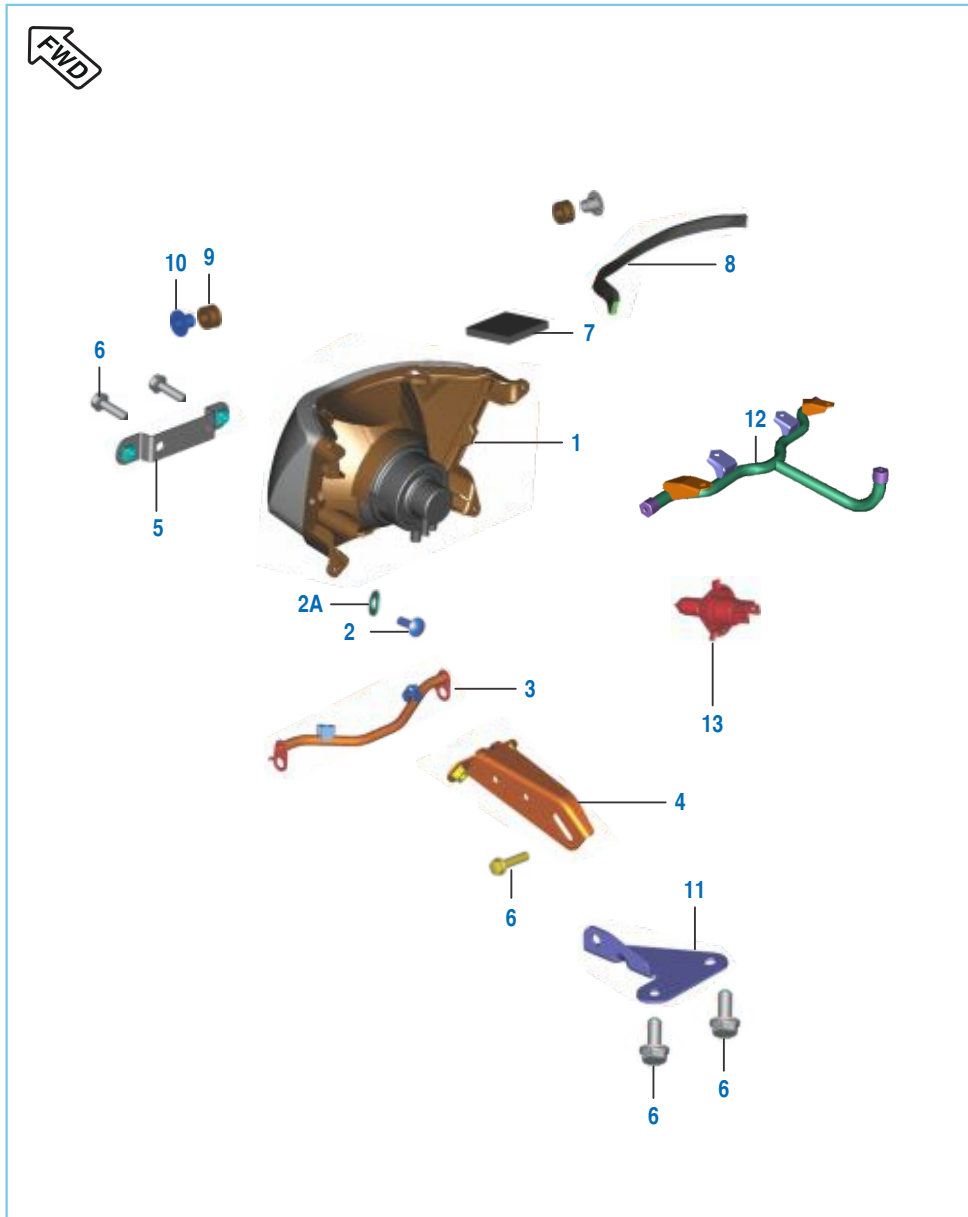
No.	Part No.	Description	Qty.		Remarks
			ES	KS	
1	PF 1612 27	Cable Brake without Adjuster	1	1	
2	PF 1612 18	Cable Throttle	1	1	
3	PF 1612 19	Cable Clutch	1	1	
	PF 1612 26	Cable Clutch	1	1	
4	PA 1612 17	Cable Speedometer	1	1	
5	KB CC05 14	Screw	1	1	

Chain Case



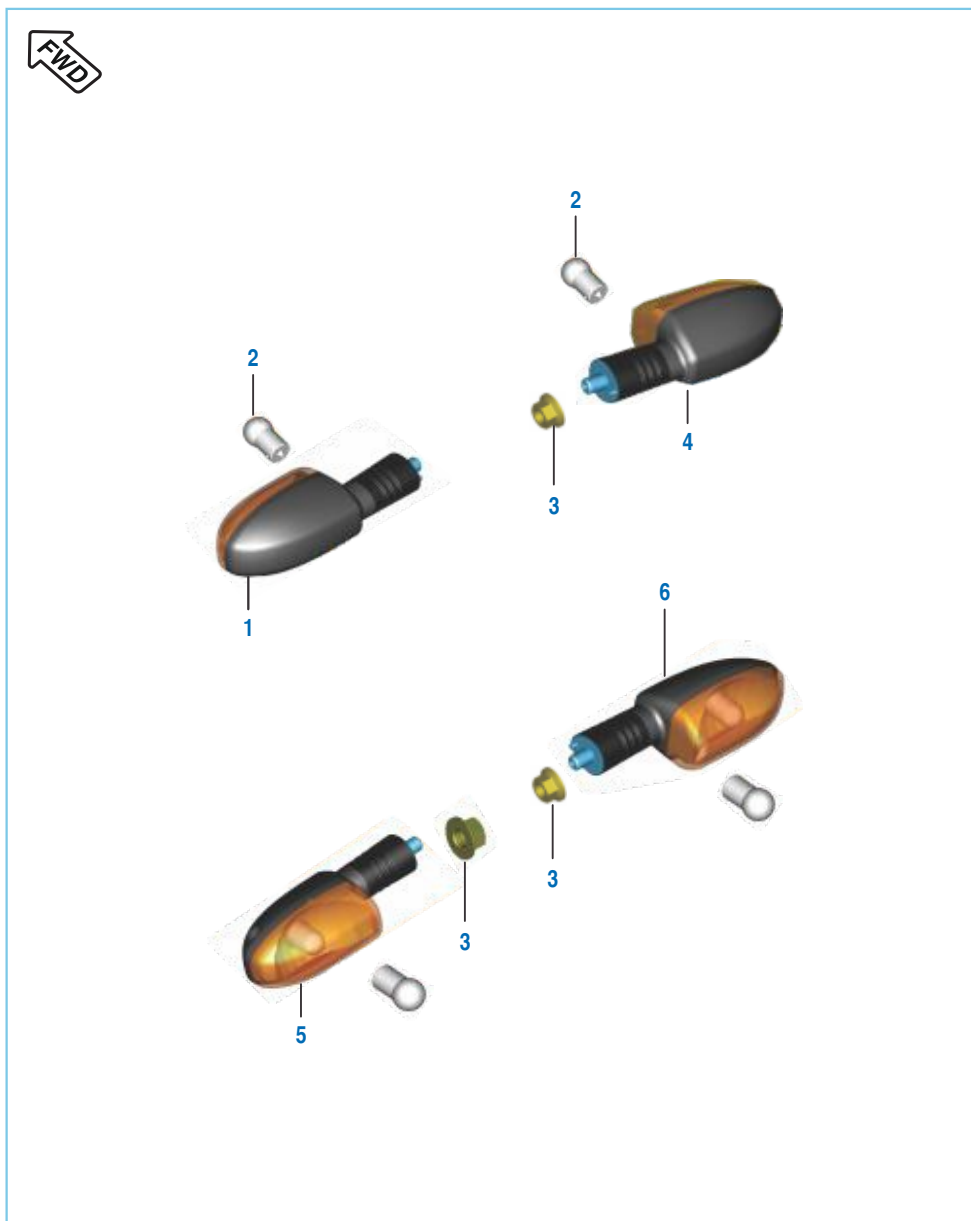
No.	Part No.	Description	Qty.		Remarks
			ES	KS	
1	PF 1812 17	Chain Case Upper	1	1	
2	PF 1812 18	Chain Case Lower	1	1	
3	PF 1812 19	Rubber Cap	1	1	
4	39 1508 11	Washer Plain Small	2	2	
5	KA Dc06 10	Bolt Flanged	2	2	
6	LA D001 27	Bolt Flanged Stepped	2	2	
7	JG 1812 59	River Snap	1	1	
8	DZ 1610 55	Label- Instruction	1	1	

Head Lamp & Fairing

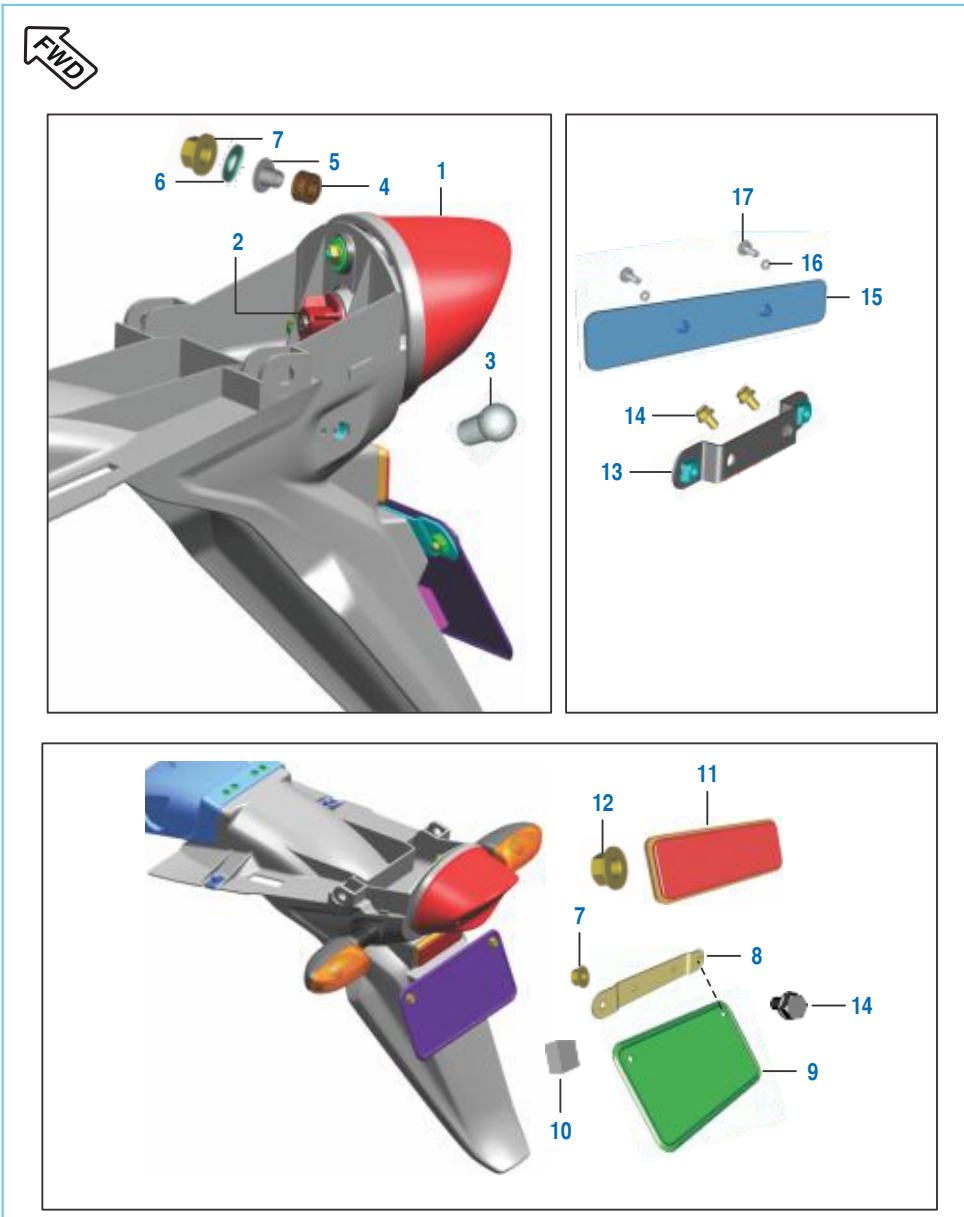


No.	Part No.	Description	Qty.		Remarks
			ES	KS	
1	PF 4010 18	Lamp Assly Head Lens+Reflector	1	1	
2	KB RA42 16	Screw Tapping Pan Cross	4	4	
2A	KD AA04 08	Washer Plain Small	4	4	
3	PF 1812 37	Bracket Blinker Mtg	1	1	
4	PF 1812 38	Bracket Fairing Lower Pivot	1	1	
5	DP 1810 21	Bracket - Number Plate	1	1	
6	KA Df06 16	Bolt Flanged	5	5	
7	PF 1812 46	Foam Tape	1	1	
8	PF 1812 48	Foam Tape	1	1	
9	DP 1810 41	Damper For Mounting Cowling	2	2	
10	DP 1810 40	Collar - Cowling Mounting	2	2	
11	PF 1812 39	Bracket Fork Side	1	1	
12	PF 1812 36	Brackte Fairing Upper Pivot	1	1	
13	CL 2010 23	Lamp 12V 35X35W	1	1	
14	DU 2011 10	Cap Dust	1	1	N.I.

Indicator Light Assembly

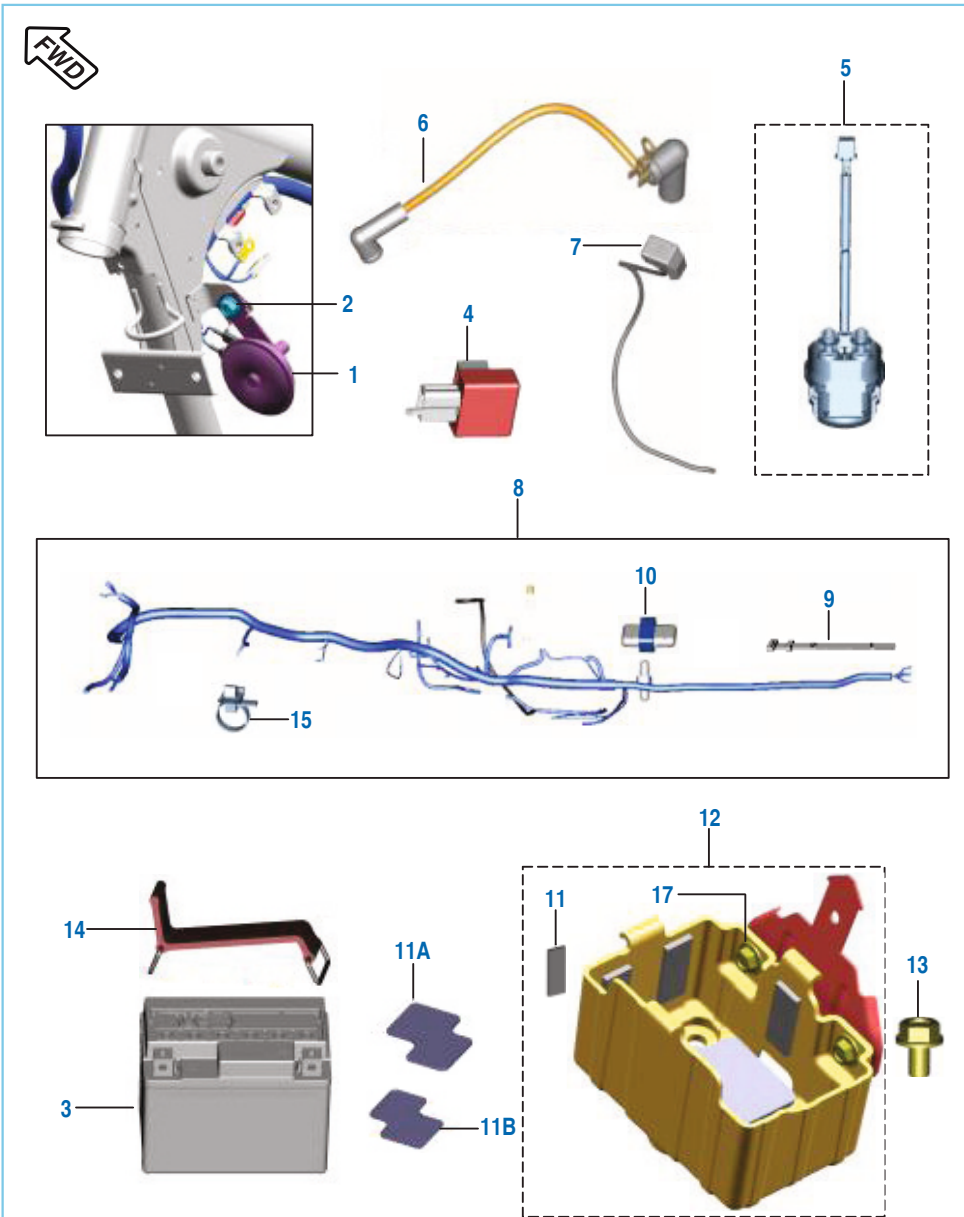


No.	Part No.	Description	Qty.		Remarks
			ES	KS	
1	JK 4010 09	FR Blinker Amber Lens	1	1	
2	06 2010 83	Lamp 12V-10W	4	4	
3	KC GA10 10	Nut-Hex-Flanged	4	4	
4	JK 4010 10	FR RH Blinker Amber Lens	1	1	
5	JK 4010 07	RR LH Blinker Amber Lens	1	1	
6	JK 4010 08	RR RH Blinker Amber Lens	1	1	



Tail Lamp Assly / Front Number Plate


No.	Part No.	Description	Qty.		Remarks
			ES	KS	
1	YD Z050 05	Tail Lamp W/O Bulb	1	1	
2	YD Z050 06	Tail Lamp Wire Holder Assly	1	1	
3	31 2010 28	Bulb 10/2W	1	1	
4	DD 2010 11	Damper	3	3	
5	DZ 2010 15	Collar Assly	3	3	
6	DP 2010 44	Washer	3	3	
7	KC GD06 06	Nut Hex Flanged	1	1	
8	DJ 1610 72	Bracket - Rear Number Plate	1	1	
9	DP 1611 45	Plate - No Rr1	1	1	
10	JW 2326 00	Foam Rear Number Plate	1	1	
11	DD 2010 02	Reflector Reflex	1	1	
12	39 2484 15	Nut Hex Flanged	1	1	
13	DP 1810 21	Bracket - Number Plate	1	1	
14	39 1944 04	Bolt	2	2	
15	DP 1611 44	Front No. Plate	1	1	
16	KD Ba05 12	Washer Plain	2	2	
17	KB UA05 10	Screw Truss	2	2	
18	KA DA06 10	Bolt Flanged	2	2	



Electrical Equipments

No.	Part No.	Description	Qty.		Remarks
			ES	KS	
1	JZ 4016 00	Horn	1	1	
2	KA Dd08 14	Bolt Flanged	2	2	
3	PA 4018 10	Battery MF 3Ah	1	-	
	31 2010 27	Battery	-	1	
4	DS 2010 25	Assly Flasher - D. C.	1	1	
5	JN 3516 04	Starter Relay-with Grommet	1	1	
6	PF 4022 24	Cable Assly St Relay-Motor	1	1	
7	PF 4022 23	Cable Assly Battery-Earth	1	1	
8	PF 4022 29	Harness Wiring-ES	1	-	
	PF 4022 31	Harness Wiring - KS	-	1	
9	JD 4022 17	Band (L 150)	2	2	
10	DJ 2012 19	Fuse Box Assly	1	1	
11	JG 4018 08	Foam Battery	1	1	
11A	PF 4018 10	Foam Battery	1	1	
11B	PF 4018 11	Foam Battery	1	1	
12	PF 1812 21	Assly case Battery	1	1	Includes Foam
13	KA Da06 10	Bolt Flanged	3	3	
14	PF 4018 12	Band Battery	1	-	
	JL 4018 01	Band Battery	-	1	
15	60 1114 17	Clip Positive Lock	1	1	
16	39 1062 04	Bolt Earthing Cable	1	1	
17	LA D001 27	Bolt	2	2	
18	PF 4018 14	Pipe Drain Battery	-	1	

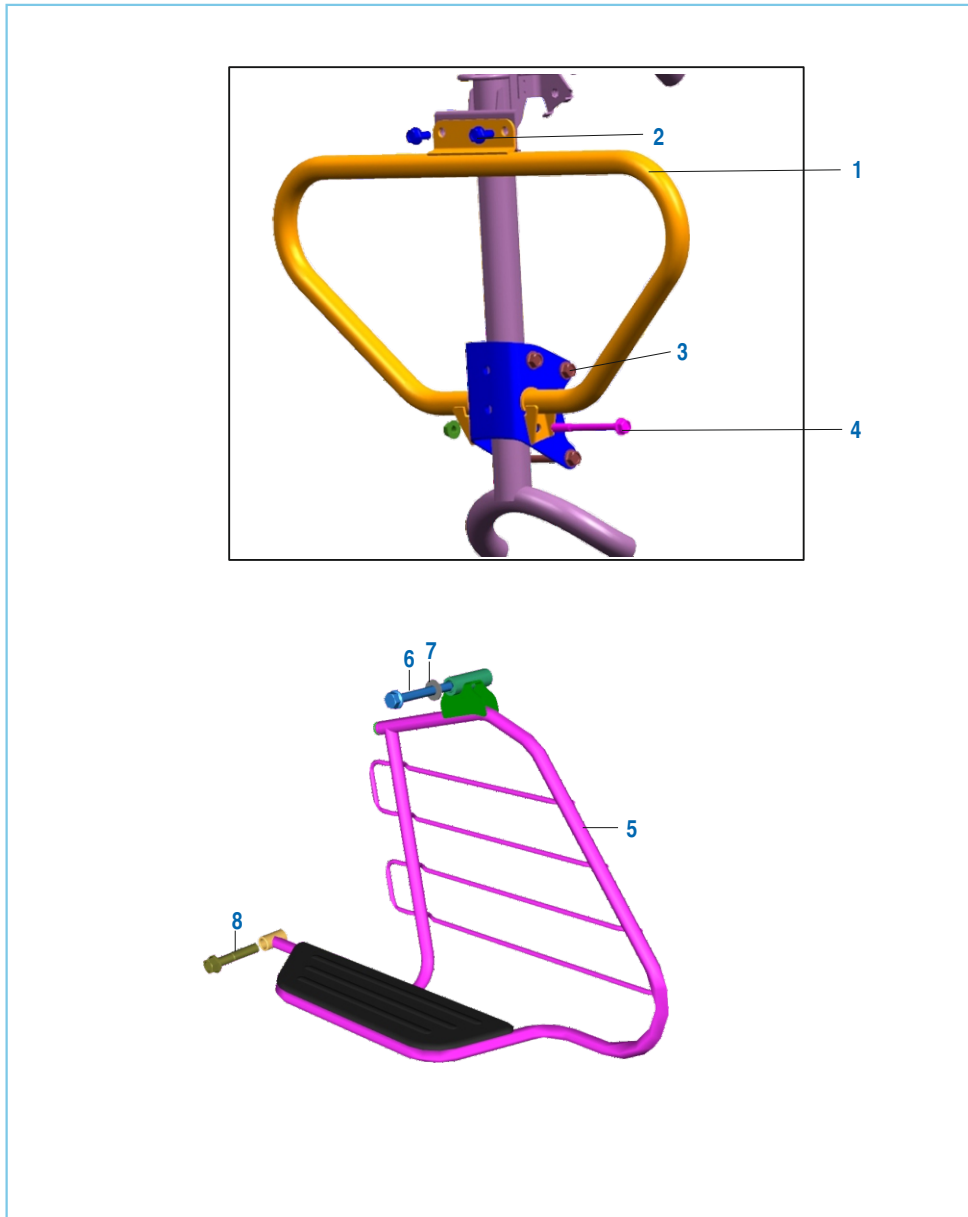
Tool Kit



No.	Part No.	Description	Qty.		Remarks
			ES	KS	
1	PA 2310 02	Tool Kit	1	1	



Accessories / Grab Handle

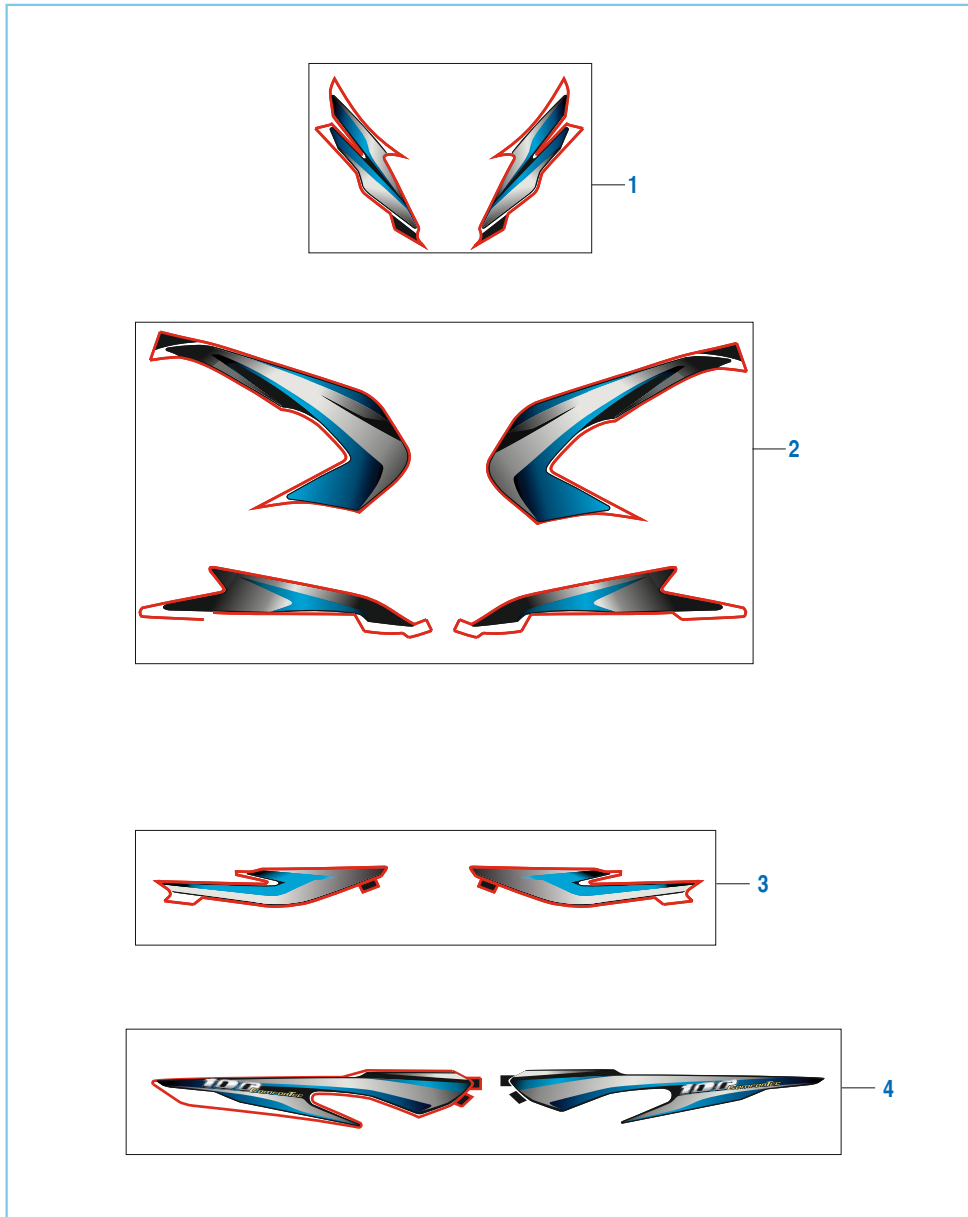


No.	Part No.	Description	Qty.		Remarks
			ES	KS	
1	PA 2312 11	Leg Guard	1	1	
2	KA DF08 16	Bolt Flange M8	4	4	
3	LA D000 02	Flange Hex Nut M8	3	3	
4	LA D000 01	Bolt Flange M8	1	1	
5	52 PF07 73	Guard Saree	1	1	
6	LA D000 48	Bolt Flange	1	1	
7	39 1540 11	Washer	1	1	
8	LA D001 31	Bolt Flanged	1	1	

Painted Parts and Decals



No.	Part No.	Description	Qty.		Remarks
			ES	KS	
1	52 PF07 42	Fuel Tank With Decal	1	1	Elec Blue
1	52 PF07 41	Fuel Tank With Decal	1	1	Ebony Blk
1	52 PF07 40	Fuel Tank With Decal	1	1	Flame Red
2	52 PF07 30	Side Cover LH	1	1	EI Blue
2	52 PF07 29	Side Cover LH	1	1	Eb Blk
2	52 PF07 28	Side Cover LH	1	1	FI Red
3	52 PF07 33	Side Cover RH	1	1	EI Blue
3	52 PF07 32	Side Cover RH	1	1	Eb Blk
3	52 PF07 31	Side Cover RH	1	1	FI Red
4	52 PF07 36	Seat Cowl S/A With Decal	1	-	EI Blue
4	52 PF07 35	Seat Cowl S/A With Decal	1	-	Eb Blk
4	52 PF07 34	Seat Cowl S/A With Decal	1	-	FI Red
5	52 PF07 27	Fairing With Decal	1	1	EI Blue
5	52 PF07 26	Fairing With Decal	1	1	Eb Blk
5	52 PF06 22	Fairing With Decal	1	1	FI Red
6	52 PF03 35	Front Fender	1	1	EI Blue
6	52 PF03 33	Front Fender	1	1	Eb Blk
6	52 PF03 34	Front Fender	1	1	FI Red
7	PF 2314 13	Grab Handle	1	1	



Painted Parts and Decals

No.	Part No.	Description	Qty.		Remarks
			ES	KS	
1	36 PF00 89	Kit Fairing Decal	1	1	EI Blue
1	36 PF00 90	Kit Fairing Decal	1	1	Eb Blk
1	36 PF00 91	Kit Fairing Decal	1	1	FI Red
2	36 PF00 92	Kit Tank Decal	1	1	EI Blue
2	36 PF00 93	Kit Tank Decal	1	1	Eb Blk
2	36 PF00 94	Kit Tank Decal	1	1	FI Red
3	36 PF00 95	Kit Side Cover Decal	1	1	EI Blue
3	36 PF00 96	Kit Side Cover Decal	1	1	Eb Blk
3	36 PF00 97	Kit Side Cover Decal	1	1	FI Red
4	36 PF01 01	Kit Seat Cowl Decal	1	-	EI Blue
4	36 PF01 02	Kit Seat Cowl Decal	1	-	Eb Blk
4	36 PF01 03	Kit Seat Cowl Decal	1	-	FI Red
4	36 PF00 98	Kit Seat Cowl Decal	-	1	EI Blue
4	36 PF00 99	Kit Seat Cowl Decal	-	1	Eb Blk
4	36 PF01 00	Kit Seat Cowl Decal	-	1	FI Red
5	PF 5412 49	Engine Decal LH	1	1	
6	PF 5412 50	Engine Decal RH	1	1	

# Kit List



Sr No	Kit Part No.	Kit Description	Consisting of Following Parts		
			Part No.	Description	Qty/Kit
1	36PF0044	KIT ASLY CYL HEAD- PL B104D	PF511054	CYLINDER HEAD COMPLETE B 104D	1
			JA511028	STUD M8X1.25X45L	1
			39262921	O-RING	1
			39128321	O RING	2
2	36PF0045	KIT BLOCK PISTON B104 D	PF521022	CYLINDER BLOCK B 104D	1
			PF521210	ASSLY PISTON B104D	1
3	36PF0046	CLUTCH COVER- B104D	PF541219	COVER CLUTCH 104D	1
			31101064	PLUG	2
			JB541201	JET CLUTCH COVER	1
			BA102004	PLUG	1
4	36PF0061	CAM CHAIN GUIDE	JE521019	GUIDE CAM CHAIN TIGHT	1
			JE541016	GUIDE CAM CHAIN SLACK SIDE	1
			JB581225	JET NEEDLE	1
5	36PF0042	KIT JET	JB581282	NEEDLE JET NEW SETTING	1
			JB581280	HOLDER JN NEW SETTING	1
			JB581281	JET COMP NEW SETTING	1
			PF181217	CASE CHAIN UPPER	1
6	36PF0043	KIT CHAIN CASE	PF181218	CASE CHAIN LOWER	1
			PF181219	RUBBER CAP	1
			JD511203	SEAT VALVE SPRING	2
7	36PF0047	VALVE REPAIR KIT	39201719	SEAL VALVE STEM	2
			JE511240	SPRING VALVE	2
			JD511205	RETAINER VALVE SPRING	2
			DG101029	COTTER VALVE	4
			PF511204	VALVE INTAKE	1
8	36PF0048	VALVE KIT	PF511205	VALVE EXHAUST	1
			JB521207	RING COMPRESSION	1
9	36PF0062	PISTON RING SET	PF521215	RING COMPRESSION 2 ND	1
			PF521204	RING OIL CONTROL	1
			JB581275	SCREW ADJUSTER	1
10	36JB0022	KIT AIR SCREW ( MOD)	JB581240	O- RING	1
			JB581244	SPRING COMPR COIL	1
			JB581245	PLAIN WASHER	1
			JB581245	PLAIN WASHER	1
			JB581245	PLAIN WASHER	1

# Kit List



Sr No	Kit Part No.	Kit Description	Consisting of Following Parts		
			Part No.	Description	Qty/Kit
11	36PA0013	IDLING SCREW KIT	JB581246	O-RING	1
			JB581241	SCREW STOP	1
			JB581240	O-RING	1
12	36PA0014	THROTTLE VALVE KITB581265	JB581242	SPRING COMPR	1
			JB581265	VALVE THROTTLE	1
			JB581235	BAR CLIP	1
			JZ581206	COLLAR MAGNET HOLDER	1
13	36PA0108	CARB. GASKET- 'O' RING KIT	JB581249	SPRING COMPR	1
			PA581220	GASKET FLOAT CHAMBER	1
			JB581239	TOP GASKET	1
			JB581240	O-RING	3
14	PF541237	ASSEMBLY MAGNETO COVER	JB581269	O-RING 24X26(ENG SIDE)	1
			PF541238	COVER MAGNETO	1
			JA541005	BUSH BENDIX	1
			PF541249	LABEL MAGNETO COVER	1
15	PF232603	LOCK KIT	DU201056	SWITCH- IGNITION	1
			DF201246	KEY SET	1
			30141050	ROTOR	1
			31161171	LOCK FOR SIDE COVER	1
			39171519	OIL SEAL	1
16	PF541029	ASSEMBLY CRANKCASE LH	39256220	NEEDLE ROLLER BRG.	1
			PF541030	CRANKCASE LH	1
			PF541044	INSERT CRANKCASE LH	1
			59200036	6203 HN3 C3 BALL BEARING	1
			JA541036	PLUG (OIL CONTROL)	1
			DH101264	GASKET NEUTRAL SWITCH	1
			31201081	SWITCH COMPLETE	1
			JA541036	BUSH BENDIX	1
			39219019	OIL SEAL	1
			17	PF541031	ASSEMBLY CRANKCASE RH
DH101380	SCREW PAN HEAD	1			
JA541014	BOLT SHIFT CHANGE	1			
JA541011	NEEDLE ROLLER BEARING	1			
JA541011	NEEDLE ROLLER BEARING	1			

# Kit List



Sr No	Kit Part No.	Kit Description	Consisting of Following Parts		
			Part No.	Description	Qty/Kit
			PF541032	CRANKCASE RH	1
			PF541045	INSERT CRANKCASE RH	1
			JA541015	STUD INHIBITOR MOUNTING	1
			59200036	6203 HN3 C3 BALL BEARING	1
			JA541010	STOPPER PLATE INPUT BEARING	1
			31101064	PLUG	1
			JA541012	GUIDE KICK	1
			39196404	BOLT FLANGED SMALL	2
			JE541028	PIN	1
18	36JE0024	KIT FRICTION PLATE	JE551410	PLATE FRICTION	5
19	36PA0123	CHAIN SPROCKET KIT	PA141013	SPROCKET HUB(43T)	1
			JB551000	SPROCKET OUTPUT(14T)	1
			PA141011	CHAIN 120 LINK- 420 SERIES	1
20	36JZ0132	STARTER CLUTCH REPAIR	DJ101109	BUSH FOR SPRING STARTER	5
			DH101163	ROLLER CLUTCH(DIA 12X10)	5
21	36DK0077	KIT FOR STARTER CLUTCH	DK101596	SPRING STARTER CLUTCH	5
22	36DU1007	BOSS KICK SET	30101233	BOSS	1
			30101234	SPRING	1
			30101236	BALL- STEEL	1
			30101235	PIN	1
			39085517	CIRCLIP :- E-TYPE	1
23	36JZ0023	KIT PRIMARY DRIVE & DRIVEN	PF551401	CLUTCH HSG ASSLY COMP	1
			JZ531006	GEAR PRIMARY DRIVE	1
24	36JZ0103	CLUTCH PLATE KIT	30101096	PLATE - CLUTCH	4
25	36PA0121	KIT CYL COMP FORK	PA121041	SEAT PIPE	1
			30181020	PISTON RING	1
			JZ121013	CAP OIL LOCK	1
			DM181008	REBOUND SPRING	1
26	36314005	STEERING CONE KIT	DH181025	BEARING CONE	1
			DJ181115	CAGE BEARING STEERING	1

# Kit List



Sr No	Kit Part No.	Kit Description	Consisting of Following Parts		
			Part No.	Description	Qty/Kit
			DH181023	BEARING CONE ( FORK)	1
			DH181026	BEARING RACE	2
27	36DZ0008	KIT METER SCREW	31151064	GEAR = SPEEDOMETER	1
			30151041	GEAR METER SCREW	1

# Kit List



Sr No	Kit Part No.	Kit Description	Consisting of Following Parts		
			Part No.	Description	Qty/Kit

# Kit List



Sr No	Kit Part No.	Kit Description	Consisting of Following Parts		
			Part No.	Description	Qty/Kit

# Amendment Sheet



Page no.	Fig. no.	Old part no.	New part no.	Description	Updation date	Remarks
30	6	-----	JP541208	GASKET MAGNETO	31.08.16	ADDITION
50	18	-----	JA121003	SHAFT SWING ARM	26.10.16	ADDITION
14	20	39198104	DS101355	BOLT FLANGED	27.10.16	REF. CIR. IB-259
16	5	JA561002	PF561005	CAM DRUM CHANGE	27.10.16	REF. CIR. IB-259
18	8	PF561203	PF561209	SPRING (INHIBITOR)	27.10.16	REF. CIR. IB-259
20	11	JA541235	39174004	BOLT	27.10.16	REF. CIR. IB-259
26	10	JA621201	PF621200	ASSEMBLY KICK LEVER	27.10.16	REF. CIR. IB-259
28	9	56PF1X6E	PF541254	CAP FILTER	22.02.17	ALTERNATE

# Amendment Sheet



Page no.	Fig. no.	Old part no.	New part no.	Description	Updation date	Remarks

# Parts Index



Part Number	Figure No.	Page No.	Part Number	Figure No.	Page No.
06201083	2	84	31201081	7	22
14151021	4	60	33141008	16	72
22150241	14	26	36314001	2	48
28101214	9	32	39019811	10	64
30101096	5	32	39024211	11	60
30101142	16	28	39042215	9	56
30141032	10	72	39045411	6	50
30151005	17	62	39055302	5	50
30151038	21	60	39059417	2	8
30151038	16	62	39069415	19	64
30151041	12	60	39071411	22	62
30151069	24	60	39073817	3	26
30151069	14	62	39074011	7	72
30151096	20	64	39074301	3	44
30151118	13	60	39077504	19	60
30161157	3	56	39078111	12	50
30181009	18	70	39078408	17	52
30181020	23	70	39078912	13	50
30181026	5	70	39078912	17	64
30181029	10	70	39078912	14	70
30191038	9	64	39079415	12	62
30211005	12	72	39079815	17	60
31101173	6	12	39079815	20	62
31151004	3	60	39080708	22	64
31151011	23	60	39080808	11	64
31151014	16	60	39084001	14	60
31151018	5	62	39090012	15	60
31151021	6	62	39098004	10	32
31151029	10A	62	39098717	4	14
31151037	18	62	39098815	21	62
31201027	3	88	39099206	7	16
31201028	3	86	39099311	6	26
31201079	12	64	39099906	11	22

# Parts Index



Part Number	Figure No.	Page No.	Part Number	Figure No.	Page No.
39099906	4	24	39224915	26	68
39099906	4	30	39229515	2	38
39100006	2	10	39236615	10	50
39100120	13	32	39240817	8	26
39101321	10	60	39244311	3	28
39104119	5	28	39248415	12	86
39106204	16	88	39253921	10	4
39107404	19	62	39260011	3A	32
39107404	18	66	39260801	3	4
39118101	15	70	39262921	5	4
39121111	9	74	39266921	14	8
39122515	6	46	59040006	12	70
39128321	4	4	59040038	2	2
39133615	14	50	59040038	13	20
39150811	4	80	59040038	12	22
39151011	6	60	59040038	7	28
39154011	18	64	59040038	2	30
39154011	7	92	59040038	8	30
39155304	8	66	59110008	4	12
39167121	11	28	59120003	3	12
39167304	13	8	59150003	23	62
39167304	8	28	59150014	2	12
39171519	3	22	59200036	5	20
39174004	11	20	59200036	2	22
39178924	5	74	59210023	16	22
39190204	9	18	59210024	17	14
39190204	17	66	60111417	15	88
39194404	14	86	36DK0017	21	64
39196404	10	20	36DK0076	5	40
39198104	20	14	36DU1007	11	26
39201719	3	6	36JB0022	3	34
39217924	3	72	36Je0024	6	32
39219019	6	22	36Jz0023	3	32



# Parts Index



Part Number	Figure No.	Page No.	Part Number	Figure No.	Page No.
36JZ0132	6	40	52JA0029	9	20
36PA0013	4	34	52PF0333	6	94
36PA0014	5	34	52PF0334	6	94
36PA0108	6	34	52PF0335	6	94
36PA0152	2	62	52PF0622	5	94
36PF0042	2	34	52PF0726	5	94
36PF0044	1	4	52PF0727	5	94
36PF0045	1	10	52PF0728	2	94
36PF0047	2	6	52PF0729	2	94
36PF0047	9	6	52PF0730	2	94
36PF0048	1	6	52PF0731	3	94
36PF0061	9	8	52PF0732	3	94
36PF0062	5	10	52PF0733	3	94
36PF0086	6	32	52PF0734	4	94
36PF0087	5	32	52PF0735	4	94
36PF0088	3	32	52PF0736	4	94
36PF0089	1	96	52PF0740	1	94
36PF0090	1	96	52PF0741	1	94
36PF0091	1	96	52PF0742	1	94
36PF0092	2	96	52PF0761	1	28
36PF0093	2	96	52PF0773	5	92
36PF0094	2	96	AP101255	4	72
36PF0095	3	96	BF561219	4	18
36PF0096	3	96	CF111019	17	42
36PF0097	3	96	CL201023	13	82
36PF0098	4	96	CM201054	10	76
36PF0099	4	96	CS101128	11	8
36PF0100	4	96	DD101062	3	8
36PF0101	4	96	DD101097	12	26
36PF0102	4	96	DD111011	12	42
36PF0103	4	96	DD111012	10	42
52JA0028	14	32	DD111018	17	42
52JA0029	8	20	DD111048	11	42

# Parts Index



Part Number	Figure No.	Page No.	Part Number	Figure No.	Page No.
DD121181	10	28	DH111015	13	42
DD141227	8	72	DH121038	13	36
DD151008	18	60	DH151029	16	64
DD151009	20	60	DH161066	7	56
DD161078	3	64	DJ161069	2	54
DD181032	6	70	DJ161072	8	86
DD191142	15	66	DJ181104	9	70
DD201002	11	86	DJ201173	10	54
DD201011	4	86	DJ201219	10	88
DD201170	12	66	DK101386	7	8
DF141128	5	72	DK101610	8	38
DF161102	8	56	DK201049	5	48
DF181091	21	68	DK211007	4	44
DF181092	24	68	DL191013	5	66
DG101029	4	6	DM151024	2	58
DG121040	8	2	DM151027	4	58
DG141019	11	72	DM181008	24	70
DG161118	14	72	DP121025	11	36
DG161118	4	74	DP141020	1	72
DG161121	6	74	DP161094	14	36
DG161124	2	56	DP161144	15	86
DG161224	4	52	DP161145	9	86
DG171025	11	50	DP171006	2	50
DH101048	6	8	DP181021	5	82
DH101301	6	38	DP181021	13	86
DH101302	5	38	DP181040	10	82
DH101380	7	20	DP181041	9	82
DH101380	10	22	DP201044	6	86
DH101380	7	42	DS101117	4	26
DH101392	10	8	DS101154	7	12
DH101509	12	18	DS101215	14	28
DH101784	8	22	DS101355	20	14
DH111013	15	42	DS109905	8	8

# Parts Index



Part Number	Figure No.	Page No.	Part Number	Figure No.	Page No.
DS121126	12	36	GL181099	16	52
DS141009	2	72	JA113202	6	56
DS161125	1	54	JA113403	5	46
DS161224	9	54	JA121003	15	50
DS181010	25	68	JA131606	9	60
DS181012	11	70	JA511211	6	6
DS181015	16	70	JA511216	4	8
DS181016	17	70	JA531012	8	12
DS201025	4	88	JA531015	5	12
DT181265	3	74	JA541005	5	22
DU101190	5	6	JA541005	5	30
DU101213	19	14	JA541010	6	20
DU151031	7	60	JA541011	4	20
DU151034	3	58	JA541011	4	22
DU161102	2	74	JA541016	3	24
DU161119	11	74	JA541021	15	22
DU161196	6	48	JA541028	6	42
DU191021	12	76	JA541211	12	28
DU201110	14	82	JA541212	18	28
DX151010	10	62	JA541225	13	28
DZ141040	6	72	JA541235	11	20
DZ151012	8	60	JA551002	3	14
DZ151027	22	60	JA551004	7	14
DZ151045	9	62	JA551008	15	14
DZ161055	8	80	JA551009	16	14
DZ171009	3	50	JA551406	2	32
DZ201015	5	86	JA551420	11	32
DZ201019	9	72	JA561002	5	16
DZ201044	13	66	JA581406	11	4
FD101078	2	24	JA581406	4	40
FD181019	22	68	JA621002	5	26
FD181030	19	66	JA621006	2	26
FD181031	20	68	JA621201	10	26

# Parts Index



Part Number	Figure No.	Page No.	Part Number	Figure No.	Page No.
JA621206	13	26	JE521016	12	8
JB131223	15	62	JE531001	2A	12
JB131804	25	60	JE541028	12	20
JB131804	13	62	JE541038	17	22
JB181223	8	48	JE541042	5	42
JB401400	3	66	JE541214	4	28
JB402202	7	10	JE551409	12	32
JB511011	4	2	JE591002	3	38
JB511015	6	2	JE621003	9	26
JB511019	7	4	JG181259	7	80
JB531021	9	12	JG401808	11	88
JB551000	18	14	JG571024	13	22
JB551406	8	32	JH561200	6	18
JB551408	4	32	JH561404	11	18
JB571005	1	24	JK121007	19	70
JB571006	5	24	JK121009	20	70
JB581229	7	34	JK122002	7	50
JB581230	8	34	JK122004	8	50
JB581237	12	34	JK131026	1	58
JB581256	9	34	JK131037	2	60
JB581258	13	34	JK131203	26	62
JB581260	11	34	JK131807	5	60
JB581272	12	4	JK191005	5	44
JD161002	6	64	JK401007	5	84
JD161006	7	64	JK401008	6	84
JD351206	14	42	JK401009	1	84
JD402217	27	68	JK401010	4	84
JD402217	9	88	JL181219	8	74
JD511203	7	6	JL401801	14	88
JD521002	3	10	JL541227	15	28
JD561004	3	16	JN351604	5	88
JD561011	6	16	JP541208	6	30
JE511240	8	6	JV511011	5	2

# Parts Index



Part Number	Figure No.	Page No.	Part Number	Figure No.	Page No.
JV511012	3	2	KAED0614	18	42
JV511013	1	2	KBBC0608	8	42
JV541208	2	28	KBCC0514	5	78
JW232600	10	86	KBRA4216	2	82
JW351400	4	10	KBUA0510	17	86
JW561206	2	18	KBUA0616	2	76
JW561208	3	18	KCGA0606	11	76
JW591030	7	38	KCGa0808	9	46
JZ111292	7	48	KCGA1010	3	84
JZ113209	4	56	KCGD0606	7	86
JZ121013	25	70	KDAA0408	2A	82
JZ161019	2	64	KDAA1222	4	50
JZ161028	6	66	KDBa0512	16	86
JZ171829	15	72	KDBA0613	3	76
JZ401403	9	66	KDCB0816	8	52
JZ401600	1	88	KHAA3235	5	56
JZ551205	13	14	KPBB6200	1	60
JZ561002	4	16	KPBB6201	3	62
KACF0830	4	70	KPBB6300	26	60
KADA0610	18	86	KPBB6301	4	62
KADa0610	13	88	KPBc6004	8	62
KADc0610	5	80	LAC00052	5	42
KADd0814	2	88	LAD00001	3	46
KADD0820	9	52	LAD00001	4	92
KADF0610	8	54	LAD00002	3	92
KADF0612	10	74	LAD00048	8	46
KADF0614	15	36	LAD00048	6	92
KADF0614	7	54	LAD00121	4	46
KADf0616	16	42	LAD00127	6	80
KADf0616	6	82	LAD00127	17	88
KADF0625	4	54	LAD00131	8	92
KADF0625	13	72	LAJ00002	6	4
KADF0816	2	92	LBU00012	10	66

# Parts Index



Part Number	Figure No.	Page No.	Part Number	Figure No.	Page No.
LCG00001	2	46	PF113032	11	52
LDB00044	5	18	PF113033	19	52
LDB00044	7	18	PF113036	13	52
LJA00004	14	22	PF113037	10	52
PA113022	6	52	PF113038	18	52
PA113416	1	46	PF113044	12	52
PA113417	1A	46	PF113045	20	52
PA141011	1	62	PF113046	14	52
PA161004	13	64	PF113047	15	52
PA161006	1	64	PF113206	1	56
PA161207	6	44	PF113403	7	46
PA161211	2	44	PF121076	13	70
PA161217	4	78	PF121079	23	68
PA231002	1	90	PF121082	7	70
PA231211	1	92	PF121086	2	70
PA401810	3	88	PF121088	1	70
PA521214	6	10	PF121090	3	70
PA551002	1	14	PF121099	21	70
PA551205	14	14	PF121100	22	70
PA551206	12	14	PF121101	8	70
PA551207	2	14	PF122019	15	64
PA581053	5	36	PF122025	9	50
PA581221	10	34	PF122027	1	50
PA581224	8	4	PF131235	11	62
PA621005	7	26	PF131236	25	62
PF111060	1	48	PF131237	24	62
PF111092	3	48	PF131239	7	62
PF111096	4	48	PF151015	1	66
PF113010	2	52	PF161005	2	66
PF113012	5	52	PF161006	8	64
PF113013	1	52	PF161007	11	66
PF113028	3	52	PF161009	4	66
PF113028	7	52	PF161010	7	66

# Parts Index



Part Number	Figure No.	Page No.	Part Number	Figure No.	Page No.
PF161011	14	66	PF401018	1	82
PF161015	5	66	PF401417	13	66
PF161016	4	66	PF401810	11A	88
PF161218	2	78	PF401811	11B	88
PF161219	3	78	PF401812	14	88
PF161226	3	78	PF401814	18	88
PF161227	1	78	PF402001	4	42
PF181214	1	76	PF402223	7	88
PF181217	1	80	PF402224	6	88
PF181218	2	80	PF402229	8	88
PF181219	3	80	PF402231	8	88
PF181221	12	88	PF402412	4	76
PF181232	7	74	PF501058	1	20
PF181236	12	82	PF501071	1	20
PF181237	3	82	PF511061	2	4
PF181238	4	82	PF511203	5	8
PF181239	11	82	PF511210	1	8
PF181246	7	82	PF531011	1	12
PF181248	8	82	PF541018	3	20
PF181422	6	54	PF541029	1	22
PF181423	3	54	PF541031	2	20
PF181424	5	54	PF541042	1	22
PF191011	1	44	PF541237	1	30
PF231413	7	94	PF541240	6	30
PF232603	1	74	PF541242	6	42
PF232604	16	66	PF541244	7	30
PF351024	2	42	PF541246	1	30
PF351025	1	42	PF541248	7	30
PF351028	1	42	PF541249	3	30
PF351217	9	42	PF541249	5	96
PF351219	9A	42	PF541250	19	28
PF351220	3	42	PF541250	6	96
PF351601	3	40	PF541251	9	30

# Parts Index



Part Number	Figure No.	Page No.	Part Number	Figure No.	Page No.
PF541254	9	28	PF581052	6	36
PF541255	6	28	PF581215	1	34
PF551003	8	14	PF581309	14	34
PF551200	6	14	PF581410	9	4
PF551201	5	14	PF591146	4	38
PF551203	10	14	PF621003	1	26
PF551204	11	14	PF621200	10	26
PF551206	9	14	PF621400	1	40
PF551407	17	28	PF621402	9	22
PF551411	7	32	PF621403	2	40
PF551412	1	32	YDZ05005	1	86
PF551413	1	32	YDZ05006	2	86
PF551422	10	32	YPF08001	1	38
PF551423	9	32	YPF08006	9	76
PF551426	7	32	YPF08007	8	76
PF551427	8	32	YPF08008	7	76
PF551428	4	32	YPF08009	6	76
PF561000	1	16	YPF08010	5	76
PF561002	2	16	YPF08011	6	76
PF561005	5	16	YPF08012	9	76
PF561200	1	18	YPF08015	7	76
PF561203	8	18	YPF08016	8	76
PF561209	8	18	YPF08017	5	76
PF561400	10	18			
PF581038	1	36			
PF581044	3	36			
PF581045	2	36			
PF581046	4	36			
PF581047	7	2			
PF581047	10	36			
PF581048	9	36			
PF581049	8	36			
PF581051	7	36			

# Parts Index



Part Number	Figure No.	Page No.

Part Number	Figure No.	Page No.

# Parts Index



Part Number	Figure No.	Page No.

Part Number	Figure No.	Page No.