

*DISCOVER 150*



*DISCOVER 150*

**Bajaj Auto Limited**  
Akurdi Pune 411 035 India  
Tel +91 20 27472851  
Fax +91 20 27407385  
[www.bajajauto.com](http://www.bajajauto.com)  
CIN L65993PN2007PLC130076

# Spare Parts Catalogue



## Notice

---

**DISCOVER 150**

All information contained in this manual is based on the latest product information at the time of publication. Bajaj Auto Limited accepts no liability for any inaccuracies or omissions in this publication, although every possible care has been taken to make it as complete and accurate as possible. All procedures and specifications subject to change without prior notice. The right is reserved to make such changes at any time without prior notice and without incurring an obligation to make such changes to product manufactured previously. Contact your authorized Bajaj Dealer for the latest information on product improvements incorporated after this manual was issued.

**DOC. NO.: XXXXXXXX**

**REV. 00, JUL. 14**

Copy rights : All rights reserved. No part of this publicatin may be reproduced, stored in a retrival system, Or transmitted in any form or by any means, electronic mechanical photocopying, recording or otherwise, without the prior written permission of Bajaj Auto LTD.

---

We have pleasure in presenting the Spare Parts Catalogue for 'Discover 150 S & F' Motorcycle. This catalogue has been specially designed to assist you in selecting the correct parts for procurement to maintain 100% availability.

The Bajaj spares are subjected to the stringent quality control standards to ensure longer life of the vehicle. It is therefore necessary that only the Genuine Bajaj Spares are used.

In a continual effort to improve Performance and Efficiency of the vehicles, Specifications, Diagrams, Illustrations and Part Numbers can change without notice. Consequently, the description in this Spare Parts Catalogue cannot therefore be final and binding on us.

The modifications / alterations which are carried out after the issue of this catalogue, will be conveyed to you through our Service Circulars. You are requested to make necessary corrections in the Parts Catalogue as per the circulars so as to keep your catalogue up-to-date. This will ensure the appropriate and speedy delivery of the Spare Parts as the order placed will bear the latest part numbers.

In case, if you need any technical assistance contact the concerned Regional Office or write to us on the following address :

## **Bajaj Auto Limited**

### **Service Department**

Akurdi, Pune 411 035 India

Phone : 020-27406557

Fax : 020-27407385

**1. How to Read the Catalogue :** Open the catalogue and from the pictorial index locate the group in which the part you want to find is present. Turn over to the concerned page number (as given by pictorial index). Now find out the figure of the part you wish to order. Write down the part number against that particular figure number from the text.

In case, if you have the part number and you need the other details, the part index can be used. The part index (at the end of the catalogue) will give you the figure and page number of the part you wish to order.

**2. How to Order Spare Parts :** The part number and the description of the part required should be invariably mentioned in the order as per the catalogue text.

The latest part number as conveyed through our service circulars should only appear on the order. In case of ordering painted components, colour shade of the components should be mentioned.

The quantity shown against the part number is the quantity per vehicle for that group so that particular quantity should be multiplied by the number of sets required.

**3. Part Number System :** We have used 8 digit system for part numbers. The model or hardware item is indicated by first two digits or alphanumeric, the next two or four digits indicate main group and the last four or two digits indicate serial number in main group or serial number or subgroup of fastener respectively. Thus the part numbers will be indicated by 2-2-4 or 2-4-2 digit system. Understanding this system will enable you to identify the spare parts easily.

**4. Abbreviations :** The following abbreviations are used in this catalogue.

Assly	Assembly	V	Volts
N.I.	Not illustrated	W	Watts
C'case	Crankcase	Accl.	Accelerator
Cyl	Cylinder	Comp.	Complete
O/s	Over size	Fr.	Front
Rr.	Rear	Std.	Standard
L	Length	A/t.	Alternate
R.H.	Right hand	L.H.	Left hand
Hex.	Hexagonal	AR	As required



Plate No.	Description	Page No.
1	Cover Cylinder Head	2
2	Cylinder Head	4
3	Valve	6
4	Camshaft / Tensioner	8
5	Cylinder and Piston	10
6	Crankshaft	12
7	Transmission	14
8	Change Drum / Shift Fork	16
9	Gear Change Mechanism	18
10	Engine Assly / Crankcase RH	20
11	Crankcase LH	22
12	Oil Pump	24
13	Kick Starter Mechanism	26
14	Cover Clutch	28
15	Cover Magneto	30
16	Clutch Assly	32
17	Carburettor Assembly	34
18	Air Cleaner Complete	36
19	Silencer Assly	38
20	Starter Assly	40
21	Magneto, C.D.I. & H.T. Coil	42
22	Seat Assly / Seat Lock	44
23	Engine Mountings	46
24	Frame and Frame Fitting	48
25	Swing Arm/Rear Shock Absorber	50
26	Rider Foot Rest	52
27	Mudguard- Front & Rear	54
28	Stand Assembly	56
29	Tyre/ Tube / Rim	58
30	Front Hub (Drum brake)	60

Plate No.	Description	Page No.
31	Front Hub (Disc Brake)	62
32	Front Master Cylinder (Disc Brake)	64
33	Front Caliper Assembly (Disc Brake)	66
34	Rear Hub	68
35	Rear Brake Pedal	70
36	Handle Bar Assly	72-74
37	Front Fork	76
38	Painted Parts & Decals	78-82
39	Petrol Tank, Cap Tank & Gauge Fuel	84
40	Fittings - Petrol Tank, Side Cover & Cover Seat	86
41	Meter Assly.	88
42	Control Cables	90
43	Chain Case	92
44	Head Lamp & Fairing	94
45	Indicator Light Assly.	96
46	Tail Lamp Assly. / Front No. Plate	98
47	Electrical Equipments	100
48	Tool Kit	102
49	Accessories / Grab Handle	104

# Pictorial Index

**DISCOVER 150**

PLATE NO. : 1  
COVER CYLINDER HEAD

PAGE NO.  
2



PLATE NO. : 2  
CYLINDER HEAD

PAGE NO.  
4

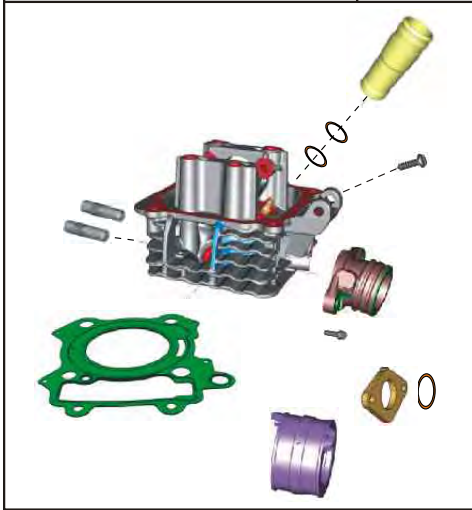


PLATE NO. : 3  
VALVE

PAGE NO.  
6

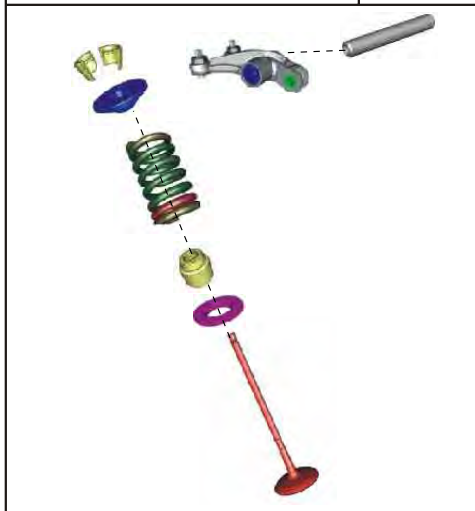
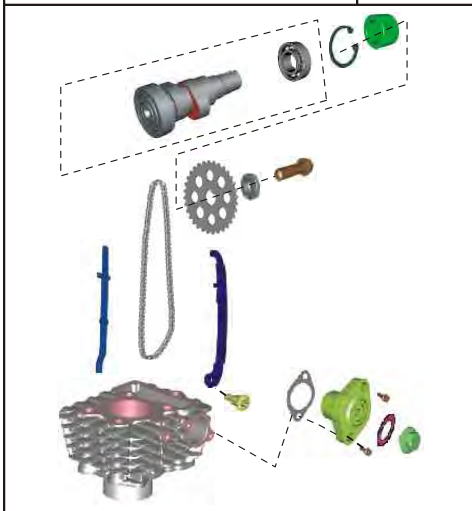


PLATE NO. : 4  
CAMSHAFT / TENSIONER

PAGE NO.  
8



# Pictorial Index

**DISCOVER 150**

PLATE NO. : 5  
CYLINDER & PISTON

PAGE NO.  
10

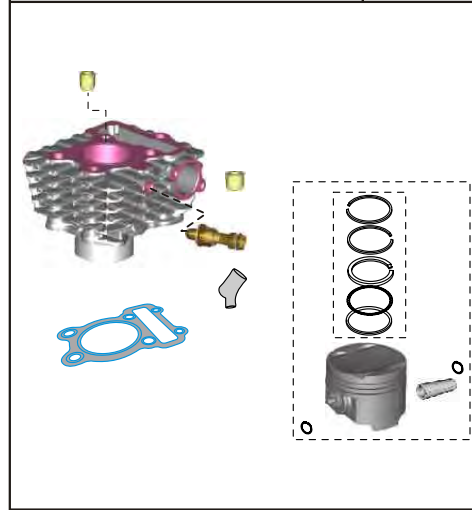


PLATE NO. : 6  
CRANKSHAFT

PAGE NO.  
12

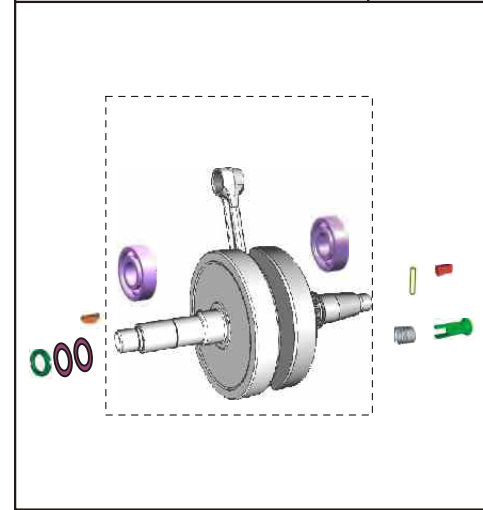


PLATE NO. : 7  
TRANSMISSION

PAGE NO.  
14


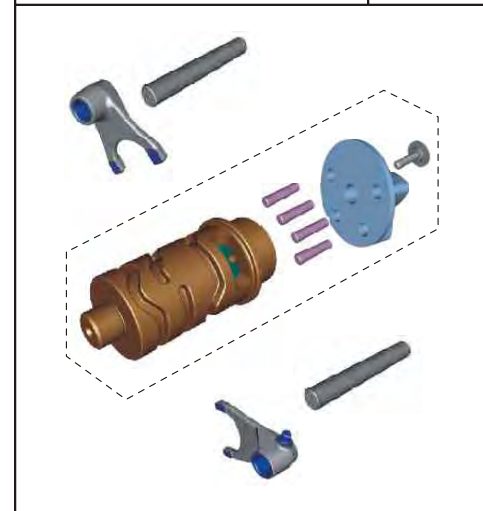


PLATE NO. : 8  
CHANGE DRUM / SHIFT FORK

PAGE NO.  
16



# Pictorial Index

**DISCOVER 150**

PLATE NO. : 9  
GEAR CHANGE MECHANISM

PAGE NO.  
18

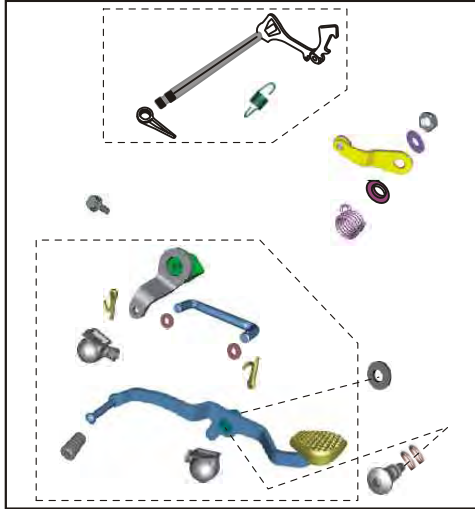


PLATE NO. : 10  
ENGINE ASSLY & CRANKCASE RH

PAGE NO.  
20

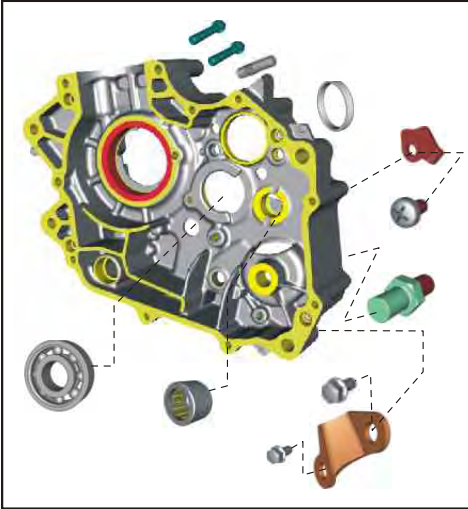


PLATE NO. : 11  
CRANKCASE LH

PAGE NO.  
22

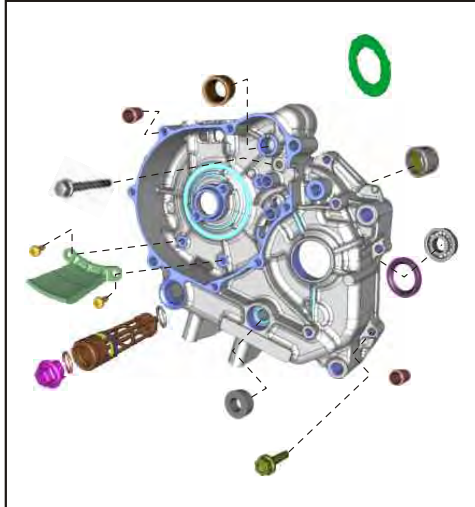
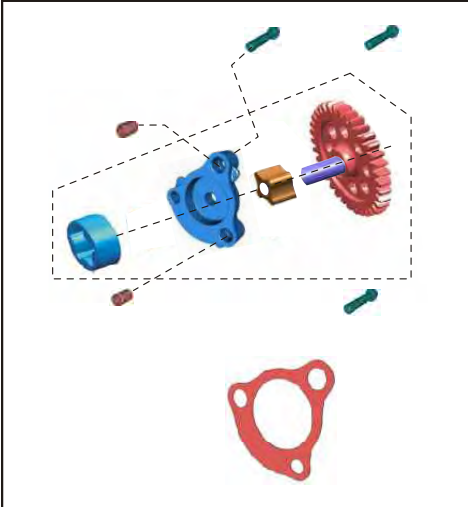


PLATE NO. : 12  
OIL PUMP

PAGE NO.  
24



# Pictorial Index

**DISCOVER 150**

PLATE NO. : 13  
KICK STARTER MECHANISM

PAGE NO.  
26

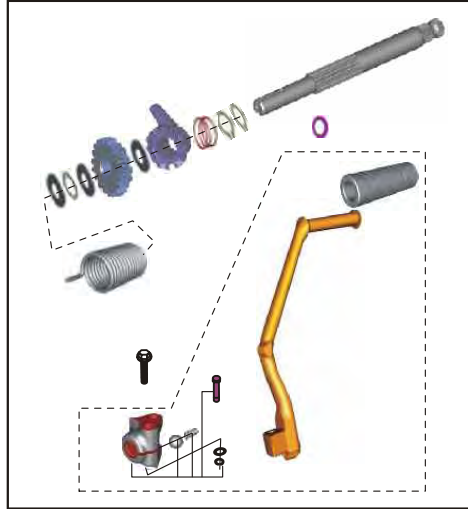


PLATE NO. : 14  
COVER CLUTCH

PAGE NO.  
28




PLATE NO. : 15  
COVER MAGNETO

PAGE NO.  
30

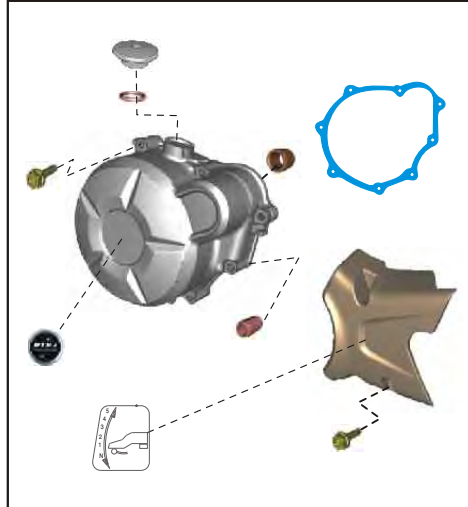
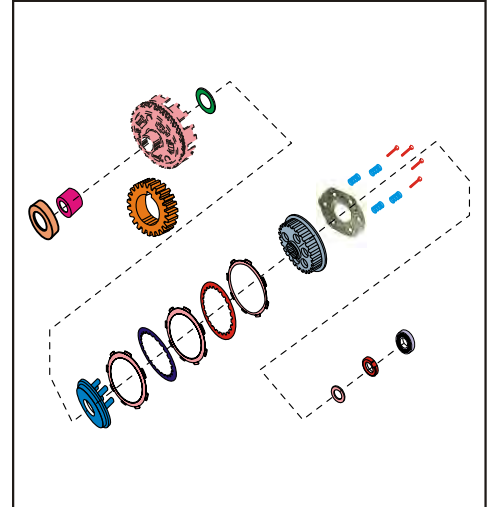


PLATE NO. : 16  
CLUTCH ASSLY

PAGE NO.  
32



# Pictorial Index

*DISCOVER 150*

PLATE NO. : 17  
CARBURETTOR

PAGE NO.  
34

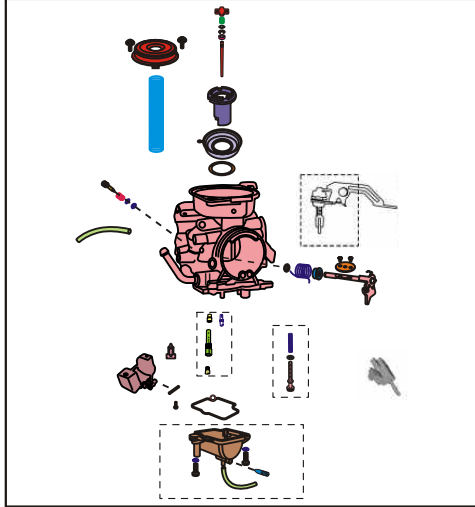


PLATE NO. : 18  
AIR CLEANER COMPLETE

PAGE NO.  
36



PLATE NO. : 19  
SILENCER ASSLY

PAGE NO.  
38

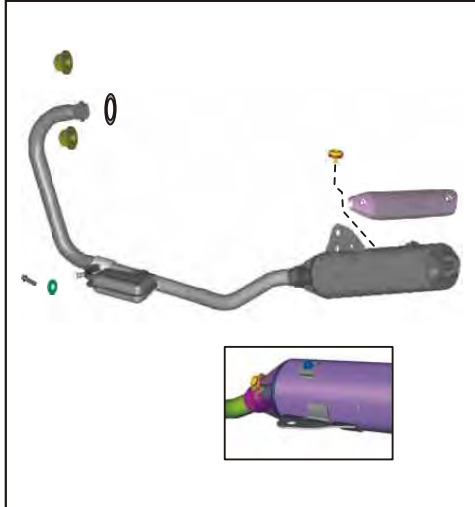



PLATE NO. : 20  
STARTER ASSLY

PAGE NO.  
40



# Pictorial Index

*DISCOVER 150*

PLATE NO. : 21  
MAGNETO, C.D.I. & H.T. COIL

PAGE NO.  
42

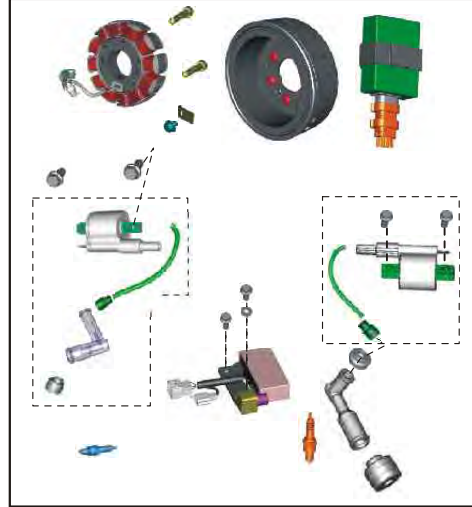


PLATE NO. : 22  
SEAT ASSLY / SEAT LOCK

PAGE NO.  
44

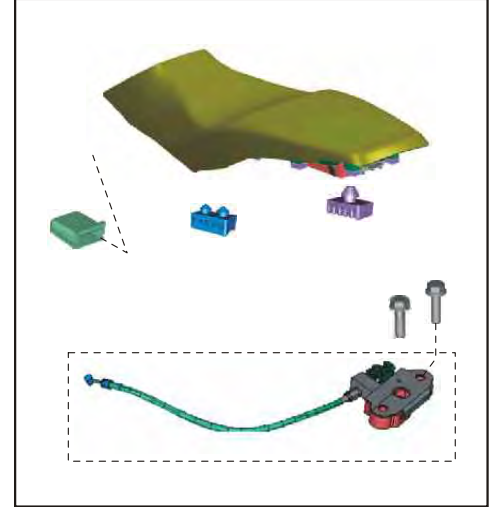


PLATE NO. : 23  
ENGINE MOUNTINGS

PAGE NO.  
46

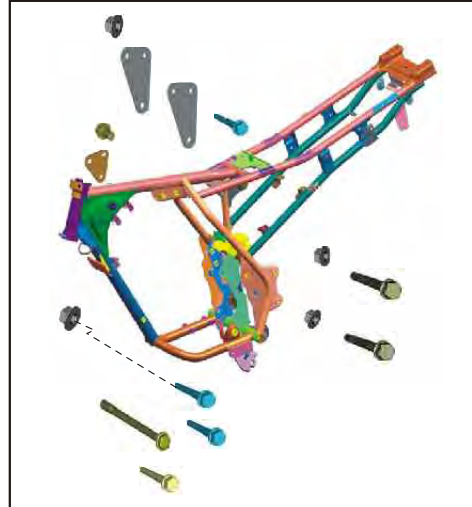
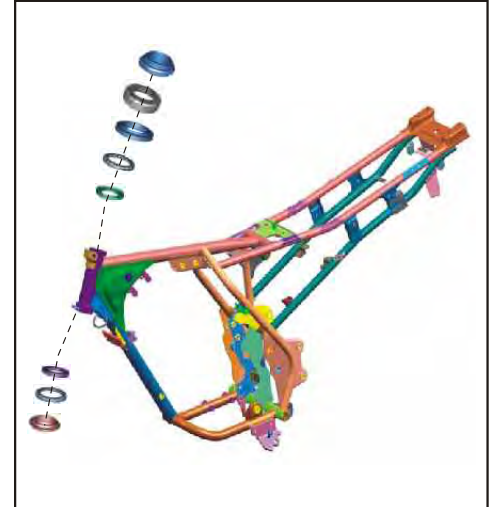


PLATE NO. : 24  
FRAME & FRAME FITTINGS

PAGE NO.  
48





# Pictorial Index

**DISCOVER 150**

PLATE NO. : 25  
SWING ARM/REAR SHOCK ABSORBER

PAGE NO.  
50

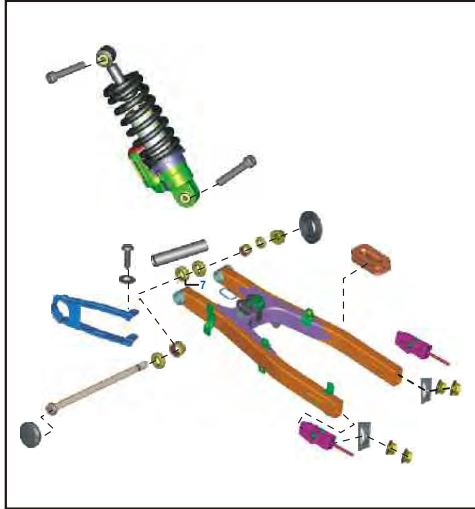


PLATE NO. : 26  
RIDER FOOT REST

PAGE NO.  
52

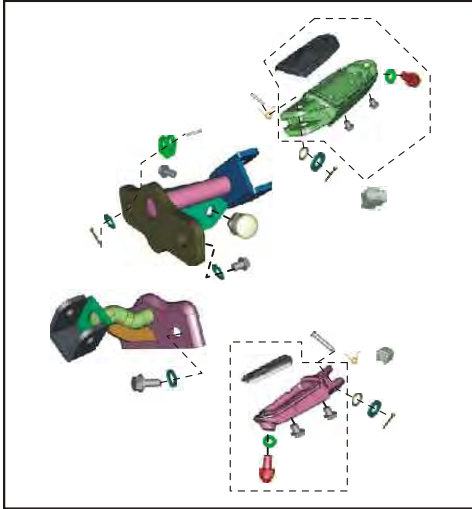


PLATE NO. : 27  
PILLION FOOT REST

PAGE NO.  
54

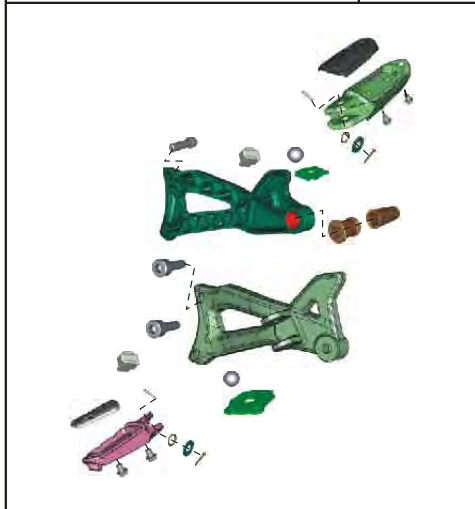



PLATE NO. : 28  
MUDGUARD- FRONT & REAR

PAGE NO.  
56



# Pictorial Index

**DISCOVER 150**

PLATE NO. : 29  
STAND ASSEMBLY

PAGE NO.  
58




PLATE NO. : 30  
TYRE/ TUBE / RIM

PAGE NO.  
60




PLATE NO. : 31  
FRONT HUB (DRUM BRAKE)

PAGE NO.  
62

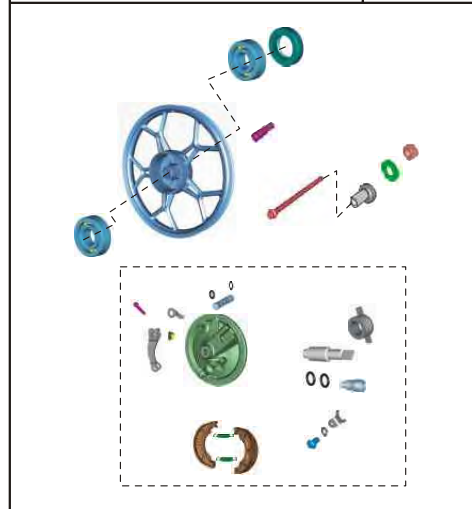
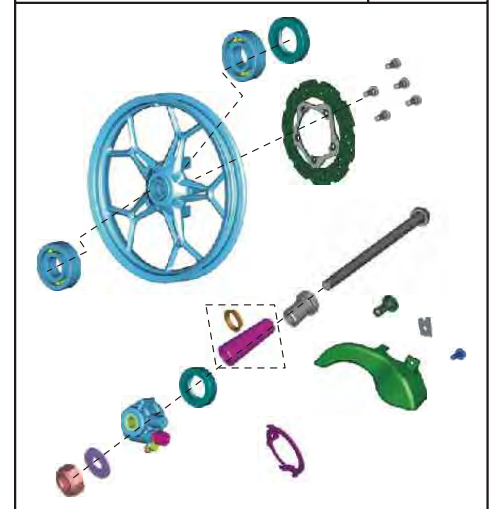


PLATE NO. : 32  
FRONT HUB (DISC BRAKE)

PAGE NO.  
64



# Pictorial Index

**DISCOVER 150**

PLATE NO. : 33 FRONT MASTER CYLINDER (DISC BRAKE)	PAGE NO. 66
---	----------------

PLATE NO. : 34 FRONT CALIPER ASSLY (DISC BRAKE)	PAGE NO. 68
--	----------------

PLATE NO. : 35 REAR HUB	PAGE NO. 70
----------------------------	----------------

PLATE NO. : 36 REAR BRAKE PEDAL	PAGE NO. 72
------------------------------------	----------------

# Pictorial Index

**DISCOVER 150**

PLATE NO. : 37 HANDLE BAR ASSLY	PAGE NO. 74-76
------------------------------------	-------------------

PLATE NO. : 38 FRONT FORK	PAGE NO. 78
------------------------------	----------------

PLATE NO. : 39 P.TANK, CAP TANK & GAUGE FUEL	PAGE NO. 80-82
---	-------------------

PLATE NO. : 40 FITTINGS - PETROL TANK COVER, SIDE COVERS & COVER SEAT	PAGE NO. 82
---	----------------

# Pictorial Index

*DISCOVER 150*

PLATE NO. : 41  
METER ASSLY.

PAGE NO.  
84

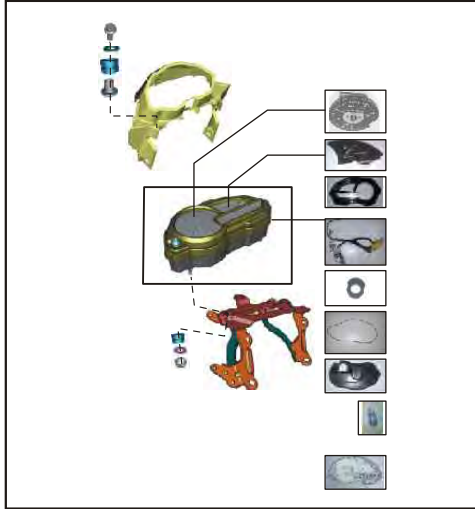


PLATE NO. : 42  
CONTROL CABLES

PAGE NO.  
86




PLATE NO. : 43  
CHAIN CASE

PAGE NO.  
88


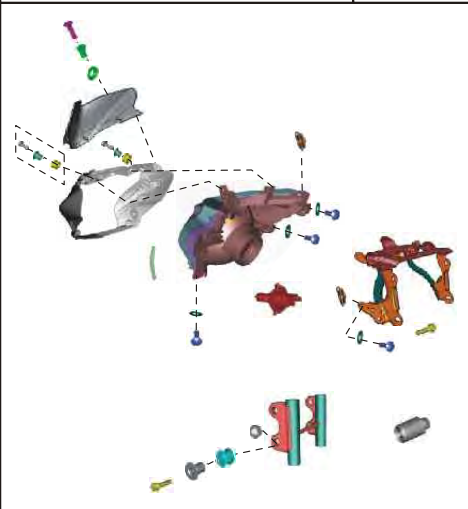


PLATE NO. : 44  
HEAD LAMP & FAIRING

PAGE NO.  
90



# Pictorial Index

*DISCOVER 150*

PLATE NO. : 45  
INDICATOR LIGHT ASSLY.

PAGE NO.  
92




PLATE NO. : 46  
TAIL LAMP ASSLY. / FRONT  
NUMBER PLATE

PAGE NO.  
94




PLATE NO. : 47  
ELECTRICAL EQUIPMENT

PAGE NO.  
96



PLATE NO. : 48  
TOOL KIT

PAGE NO.  
98




PLATE NO. : 49 ACCESSORIES / GRAB HANDLE	PAGE NO. 100
---	-----------------


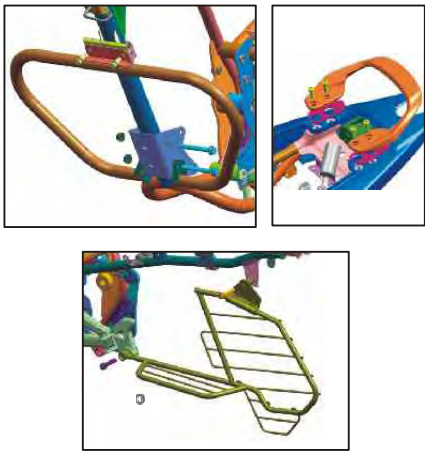

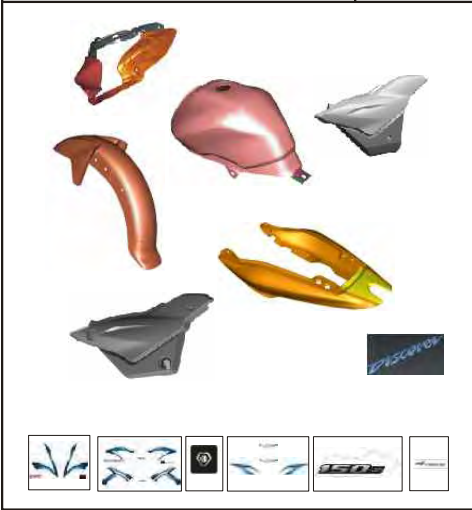
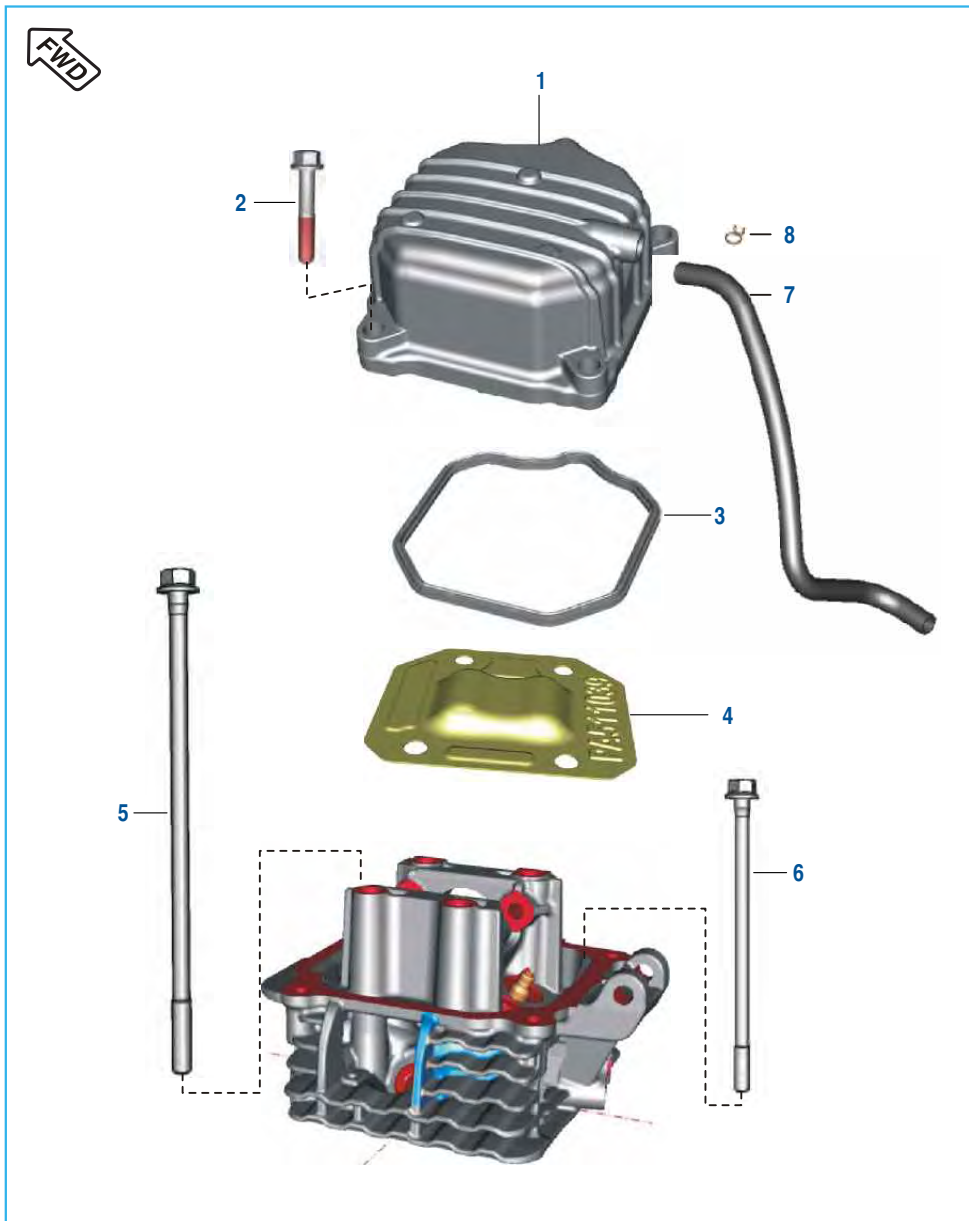


PLATE NO. : 50 PAINTED PARTS & DECALS	PAGE NO. 102-104
--	---------------------

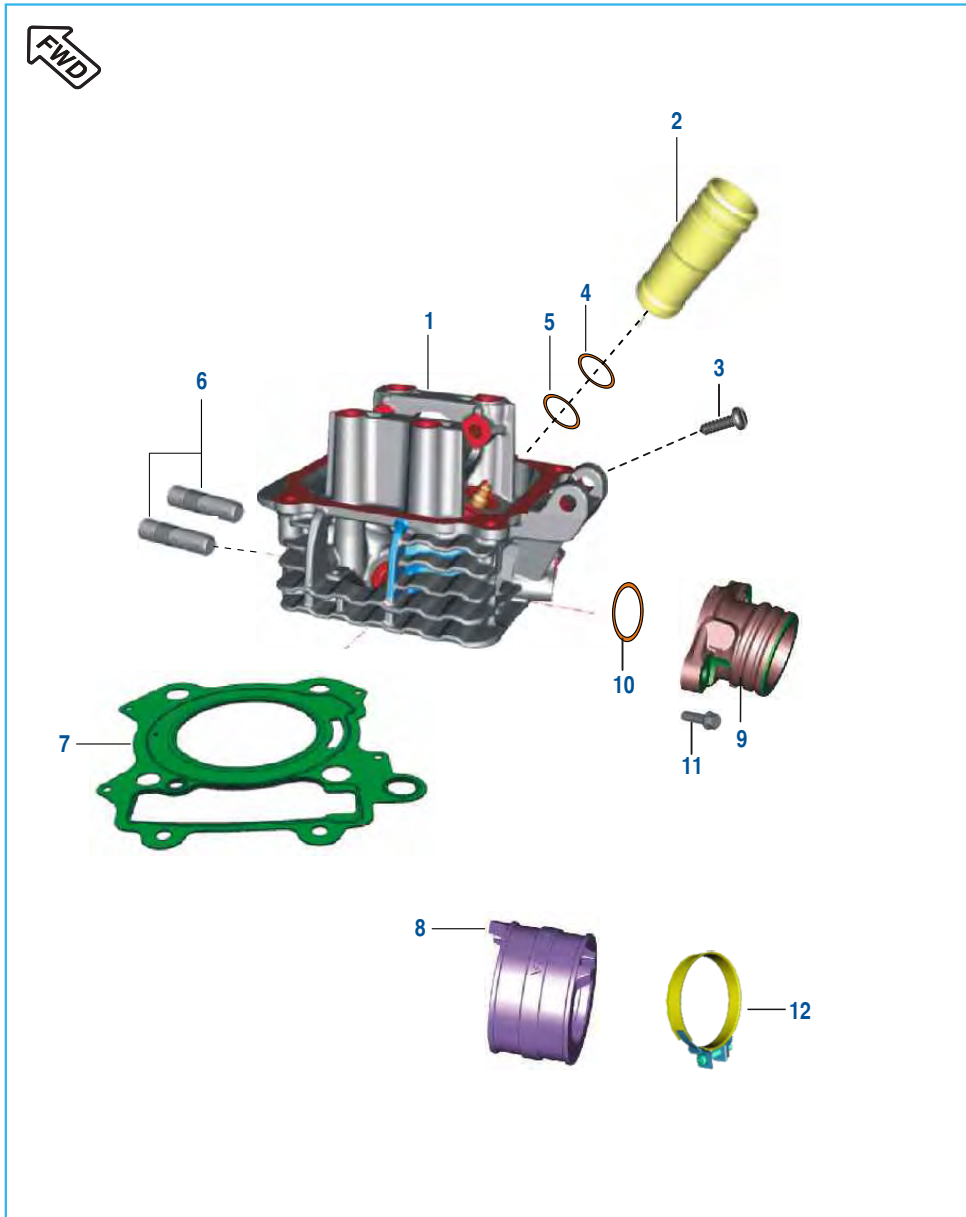


Cover Cylinder Head



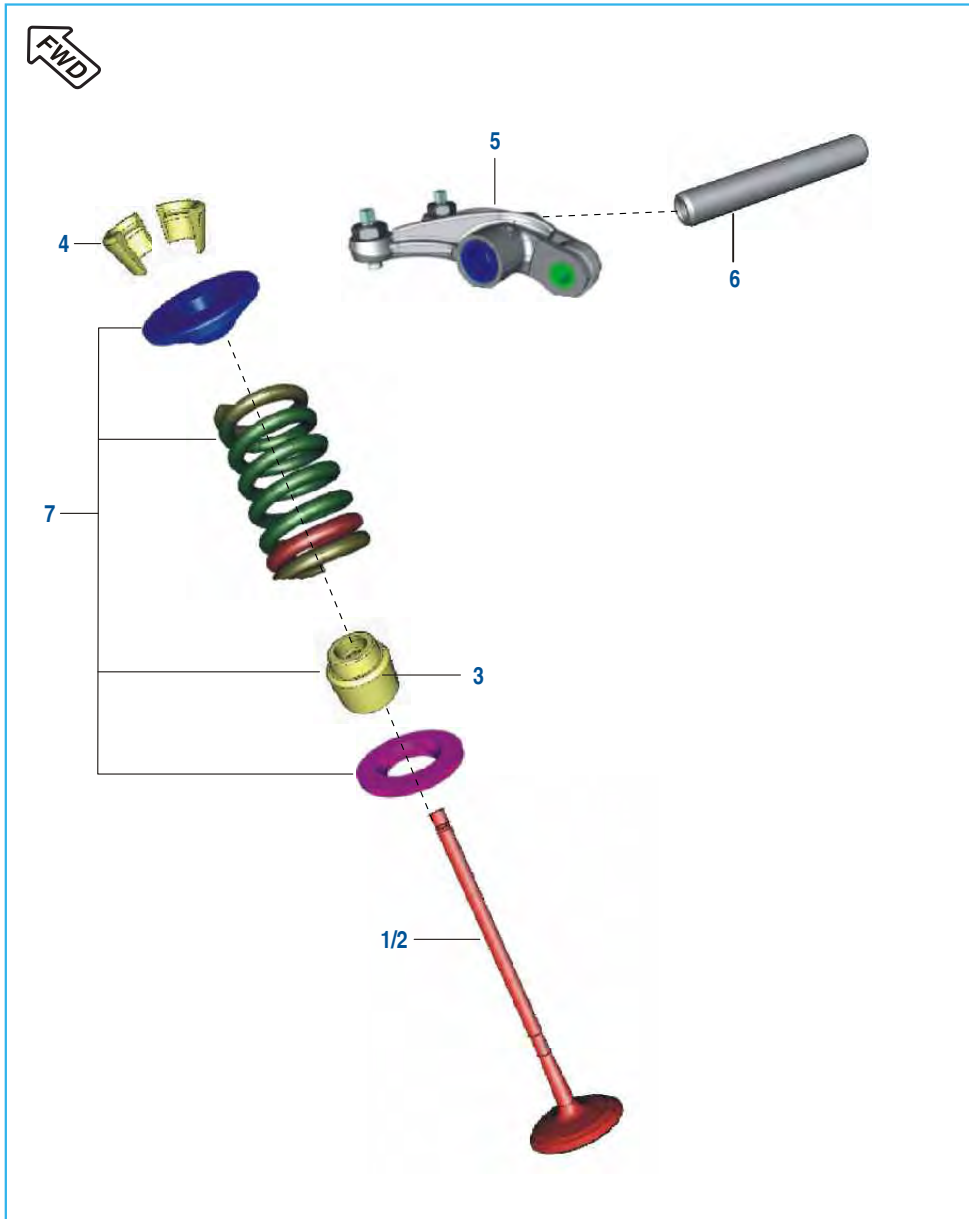
No.	Part No.	Description	Qty.		Remarks
			150S	150F	
1	JE 5110 12	Assly Cylinder Head Cover	1	1	With Gasket
	52 JE00 80	Assly Cylinder Head Cover	1	1	alt for JE511012
2	JE 5110 53	Bolt	4	4	
3	JE 5110 22	Gasket Head Cover	1	1	
4	JE 5110 76	Plate Cylinder Head	1	1	
5	JA 5110 08	Bolt Head Mounting	4	4	
6	59 0400 50	Flanged Bolt M8X1.25X148L	1	1	
7	JZ 5810 26	Tube Breather	1	1	
8	DG 1210 25	Clamp	2	2	N.S

Cylinder Head



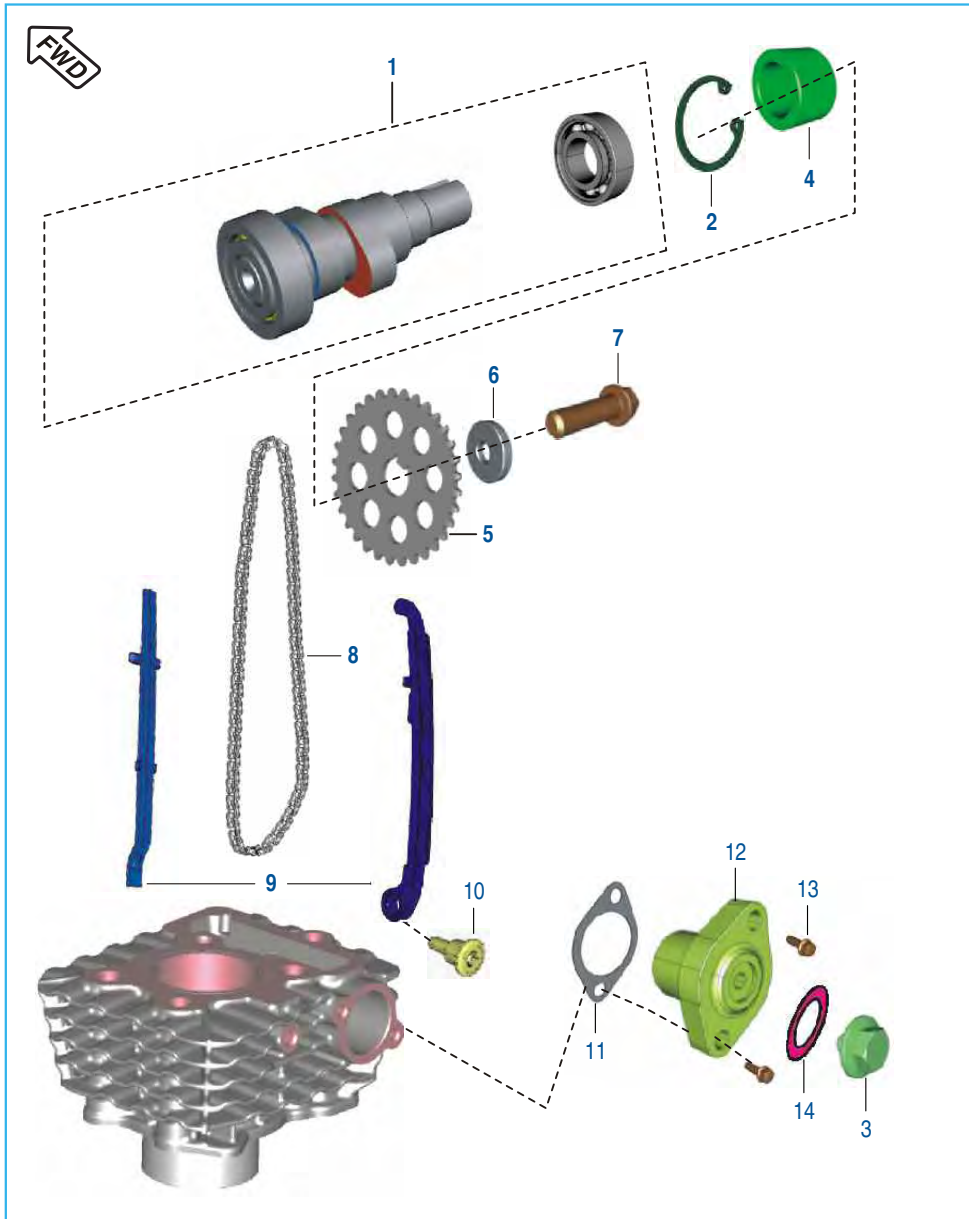
No.	Part No.	Description	Qty.		Remarks
			150S	150F	
1	36 JZ01 11	Kit Assly Cylinder Head	1	1	Refer Page No. 115
2	JD 5110 04	Sleeve Spark Plug	1	1	
3	39 2608 01	Screw - Grub - M5X0.8X7	1	1	
4	39 1283 21	Ring - 'O'	3	3	
5	39 2629 21	O-Ring	1	1	
6	JA 5110 28	Stud M8X1.25X451	2	2	
7	JZ 5110 16	Gasket Cylinder Head	1	1	
8	JZ 5812 29	Insulator Manifold PTE 20	1	1	
9	JZ 5814 05	Manifold Intake	1	1	
10	39 2539 21	O-Ring	1	1	
11	JA 5814 06	Bolt Flange M6X1X25L	2	2	
12	AA 1210 45	Clamp Carburettor Duct	1	1	

Valve



No.	Part No.	Description	Qty.		Remarks
			150S	150F	
1	JE 5112 00	Valve Intake	2	2	
2	JE 5112 01	Valve Exhaust	2	2	
3	39 2017 19	Seal - Oil	4	4	
4	DG 1010 29	Collet	8	8	
5	JE 5112 04	Assly Rocker Arm Assly	2	2	
6	JD 5112 09	Shaft Rocker Arm Intake	2	2	
7	36 JE00 01	Kit Valve Repair	2	2	Refer Page No. 116

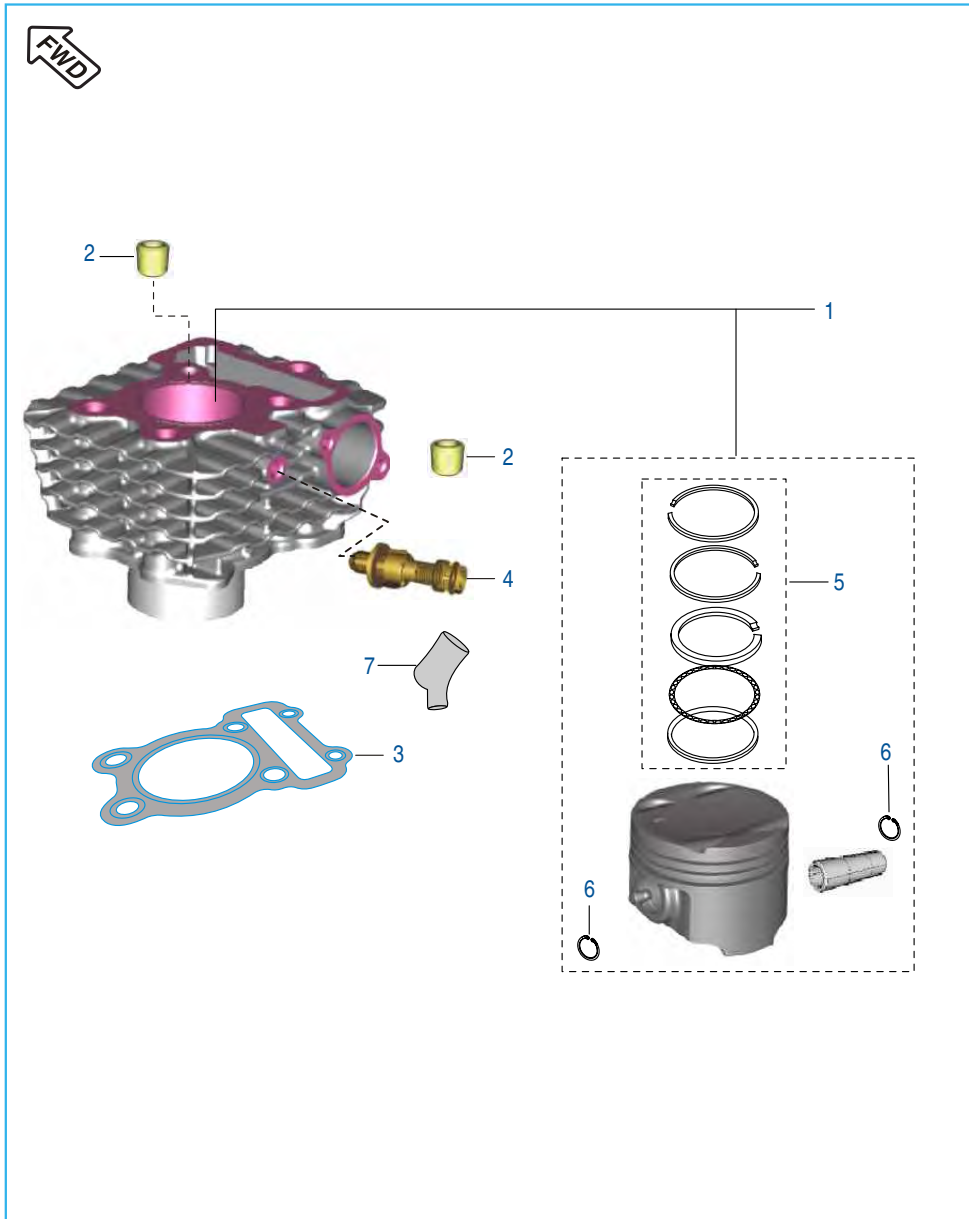
Camshaft / Tensioner



No.	Part No.	Description	Qty.		Remarks
			150S	150F	
1	JE 5112 39	Camshaft Assly	1	1	
2	39 0594 17	Circlip - Internal	1	1	
3	JA 5210 18	Bolt Tensioner	1	1	N.S
	DD 1010 62	Bolt Tensioner	1	1	alternate
4	JA 5112 16	Spacer Cam Sprocket	1	1	
5	JE 5112 37	Cam Sprocket	1	1	
6	DH 1010 48	Washer- Special: Camshaft	1	1	
7	59 0400 31	Bolt Hex Socket Head Cap	1	1	N.S
	DK 1013 86	Bolt Hex Socket Head Cap	1	1	alternate
8	JE 5112 36	Cam Chain Silent	1	1	
9	36 JZ01 22	Kit Chain Guide Silent	1	1	Refer Page No. 115
10	DH 1013 92	Tensioner Pivot Bolt	1	1	
11	CS 1011 28	Gasket	1	1	
12	JE 5210 16	Chain Tensioner	1	1	
13	JA 5210 19	Bolt	2	2	N.S
	39 1673 04	Bolt	2	2	alternate
14	39 2669 21	Ring - 'O' (ID 10.15X1.5)	1	1	

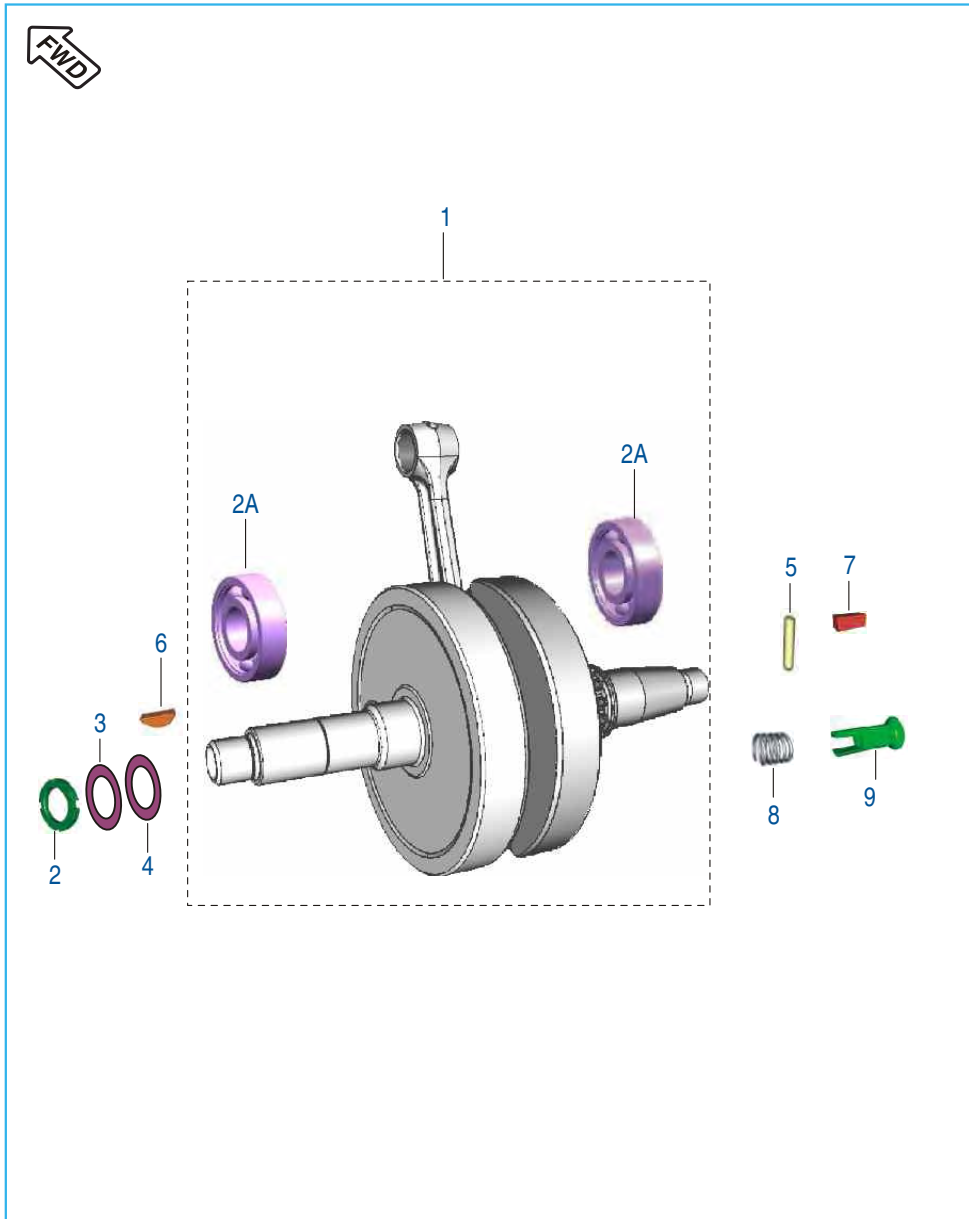


Cylinder and Piston



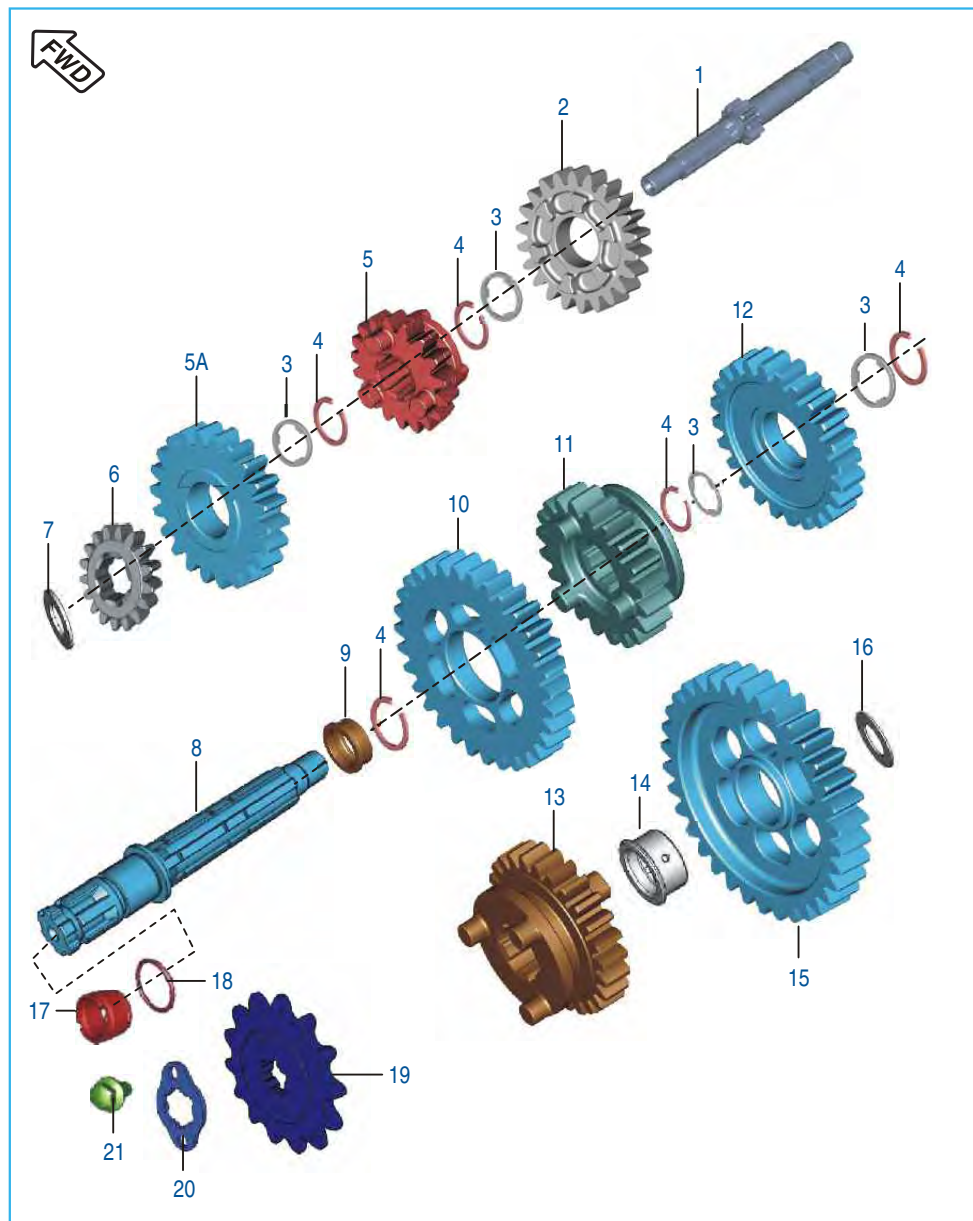
No.	Part No.	Description	Qty.		Remarks
			150S	150F	
1	36 JZ01 14	Kit Block Piston	1	1	Refer page no. 115
2	39 1000 06	Pin - Hollow Dowel	2	2	
3	JD 5210 02	Gasket Cylinder Block	1	1	
4	JW 3514 00	Thermal Sensor	1	1	
5	36 JZ01 13	Kit Piston Ring	1	1	Refer page no. 116
6	DP 1011 65	Pin Snap	2	2	
7	JB 4022 02	Grommet - Thermal sensor	1	1	

Crankshaft



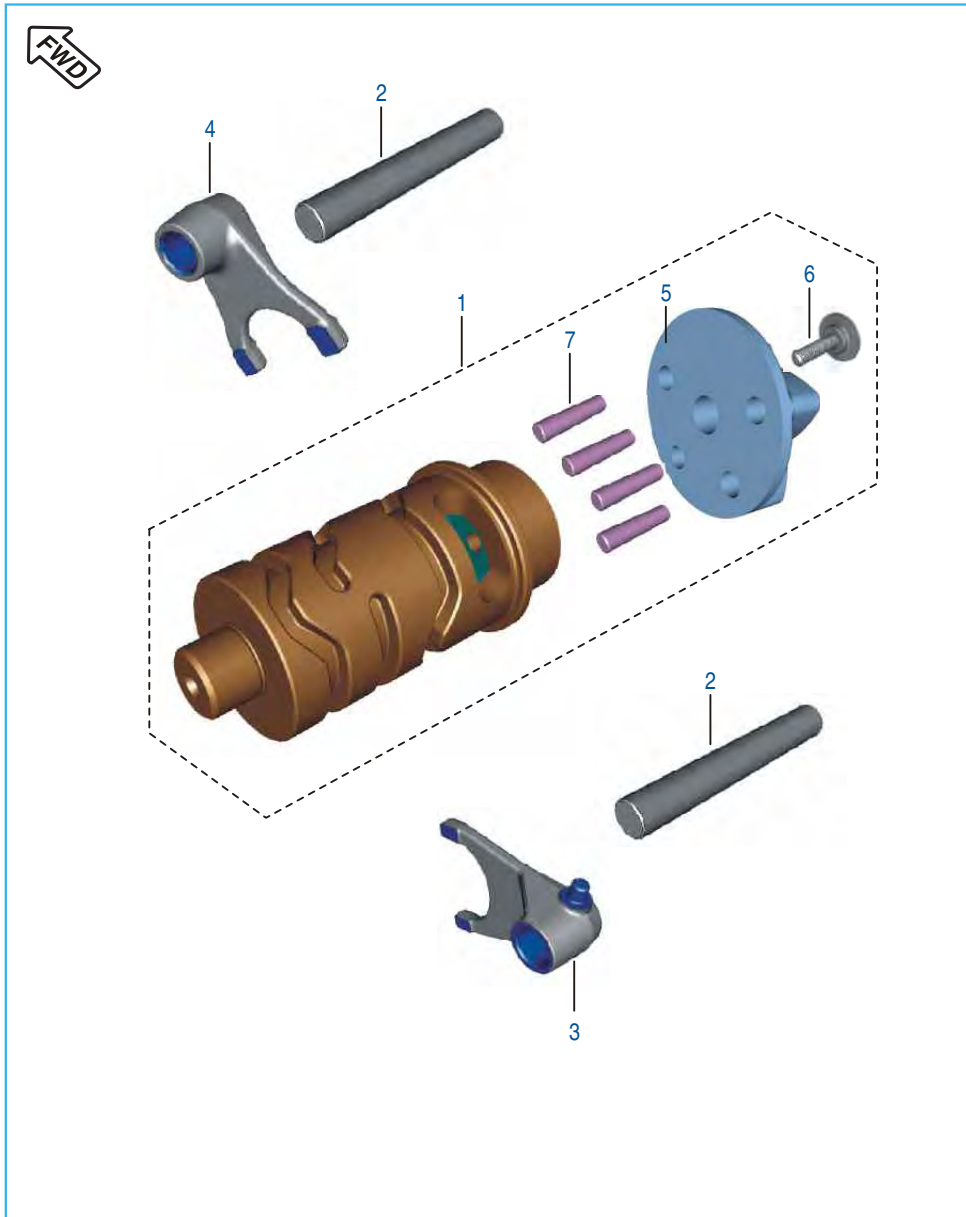
No.	Part No.	Description	Qty.		Remarks
			150S	150F	
1	JE 5310 03	Crankshaft Assembly	1	1	
2	59 1500 14	Nut Flange	2	2	
2A	JE 5310 01	Bearing Ball	2	2	
3	59 1200 03	Washer Belleville	2	2	
4	59 1100 08	Washer	1	1	
5	JA 5310 15	Pin(C/S Plunger)	1	1	
6	31 1011 73	Key -Woodruff	1	1	
7	DS 1011 54	Key	1	1	
8	JA 5310 12	Spring	1	1	
9	JB 5310 21	Plunger Oil Crankshaft	1	1	

Transmission



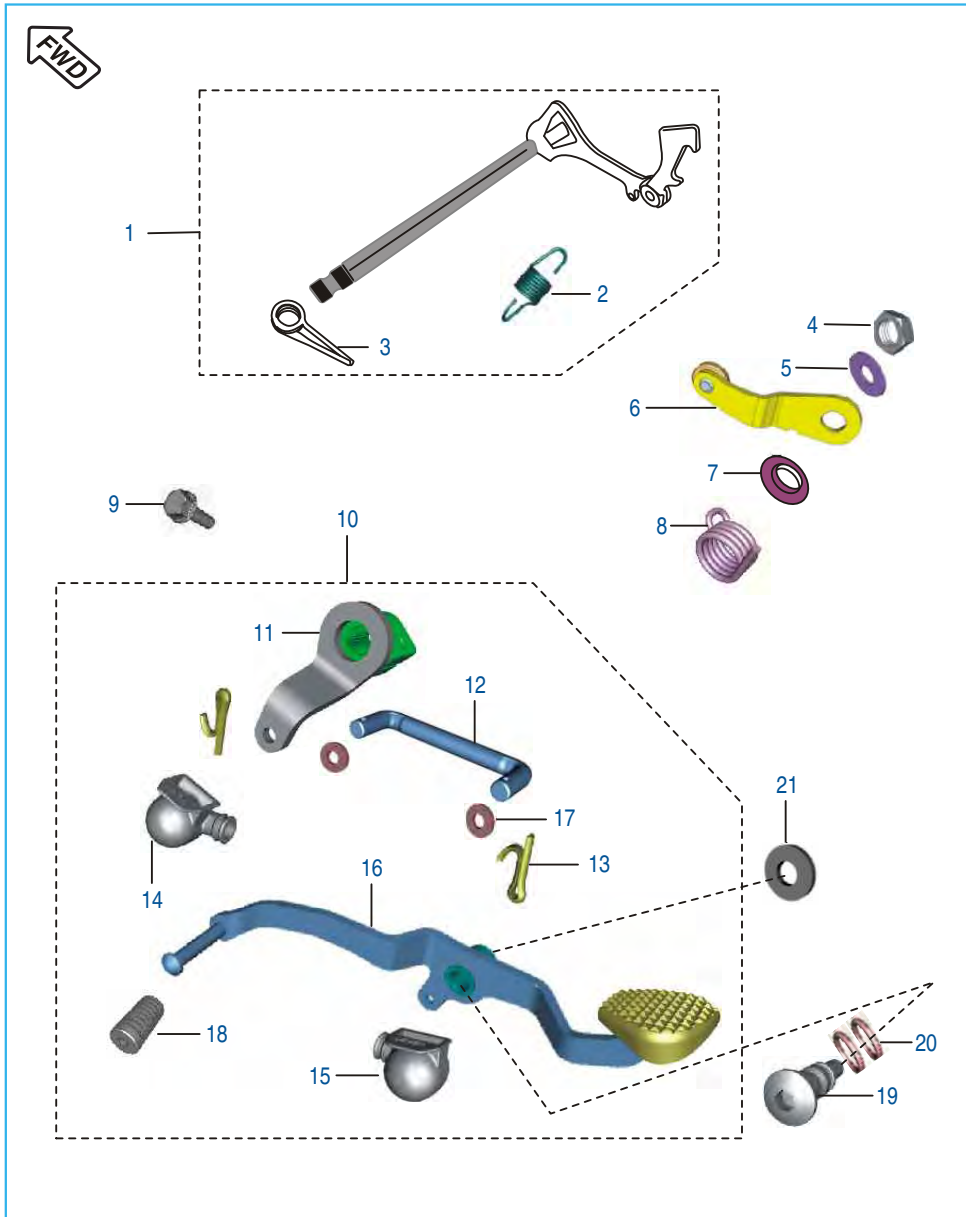
No.	Part No.	Description	Qty.		Remarks
			150S	150F	
1	JE 5510 01	Shaft Input	1	1	
2	JE 5512 02	Gear 4th Drive	1	1	
3	JA 5510 02	Spline Washer	4	4	
4	39 0987 17	Ring - Snap	5	5	
5	JE 5512 01	Gear 3rd Drive	1	1	
5A	JE 5512 03	Gear 5th Drive	1	1	
6	JE 5512 00	Gear 2nd Drive	1	1	
7	JA 5510 04	Washer Thrust 2nd Drive	1	1	
8	JE 5510 07	Shaft Output	1	1	
9	JZ 5512 10	Bush Gear 2nd Driven	1	1	
10	JE 5512 05	Gear 2nd Driven	1	1	
11	JE 5512 08	Gear 5th Driven	1	1	
12	JE 5512 06	Gear 3rd Driven	1	1	
13	JE 5512 07	Gear 4th Driven	1	1	
14	JE 5512 12	Bush 1st Driven	1	1	
15	JE 5512 04	Gear 1st Driven	1	1	
16	JE 5512 11	Washer Thrust	1	1	
17	JA 5510 09	Collar Sprocket Drive	1	1	
18	59 2100 24	'O' Ring	1	1	
19	JZ 5510 04	Sprocket Output	1	1	N.S
20	DU 1012 13	Plate Lock-sprocket output	1	1	
21	39 1981 04	Bolt Flanged	2	1	

Change Drum / Shift Fork



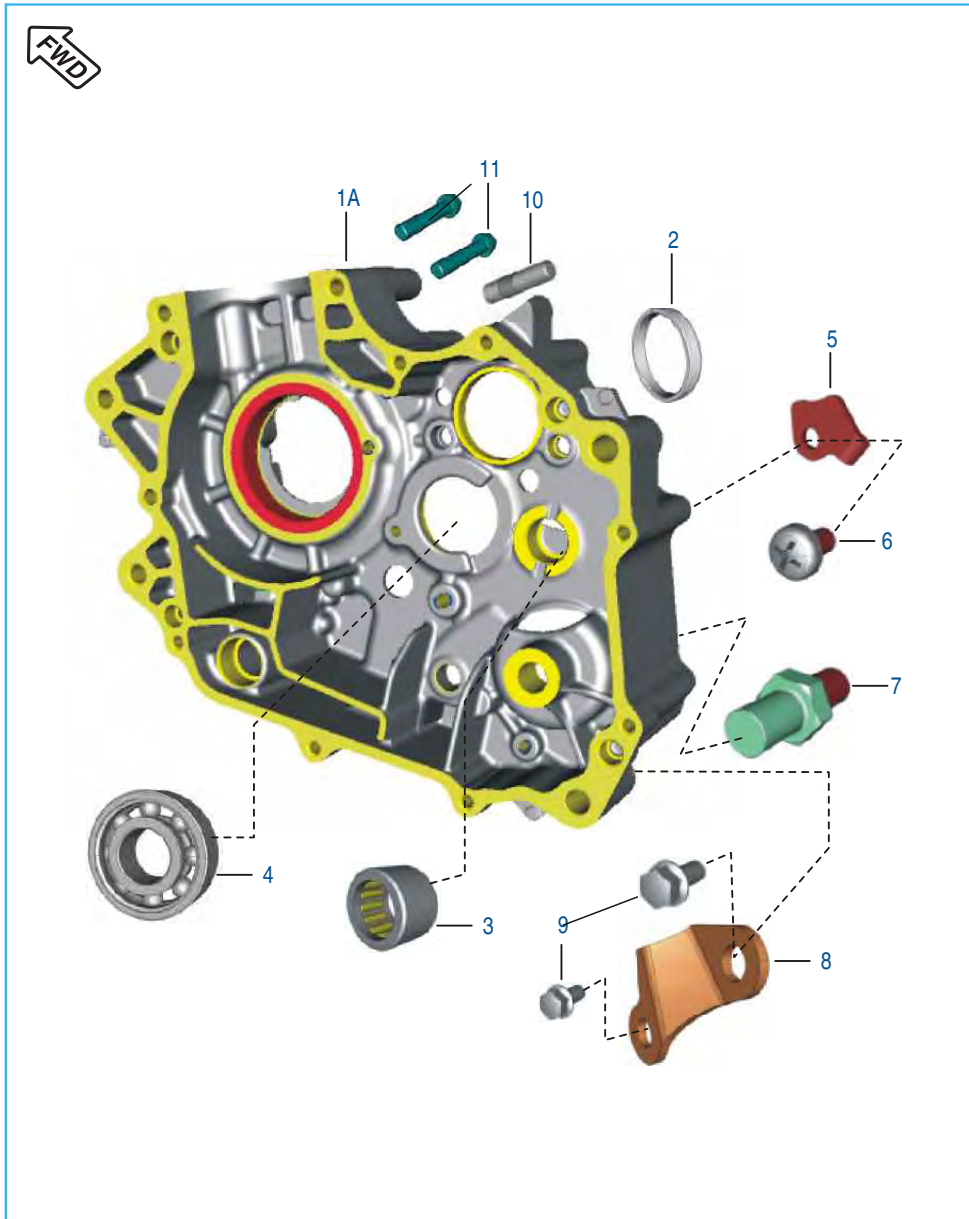
No.	Part No.	Description	Qty.		Remarks
			150S	150F	
1	PA 5610 02	Assly Drum Gear Shift	1	1	
2	JD 5610 06	Shaft Gear Fork Shift	2	2	
3	JD 5610 04	Fork Gear Shift Output	2	2	
4	JZ 5610 02	Fork Input Disco-H	1	1	
5	JD 5610 02	Cam Drum Change	1	1	
6	JD 5610 11	Special bolt	1	1	
7	39 0992 06	Dowl	5	5	

Gear Change Mechanism



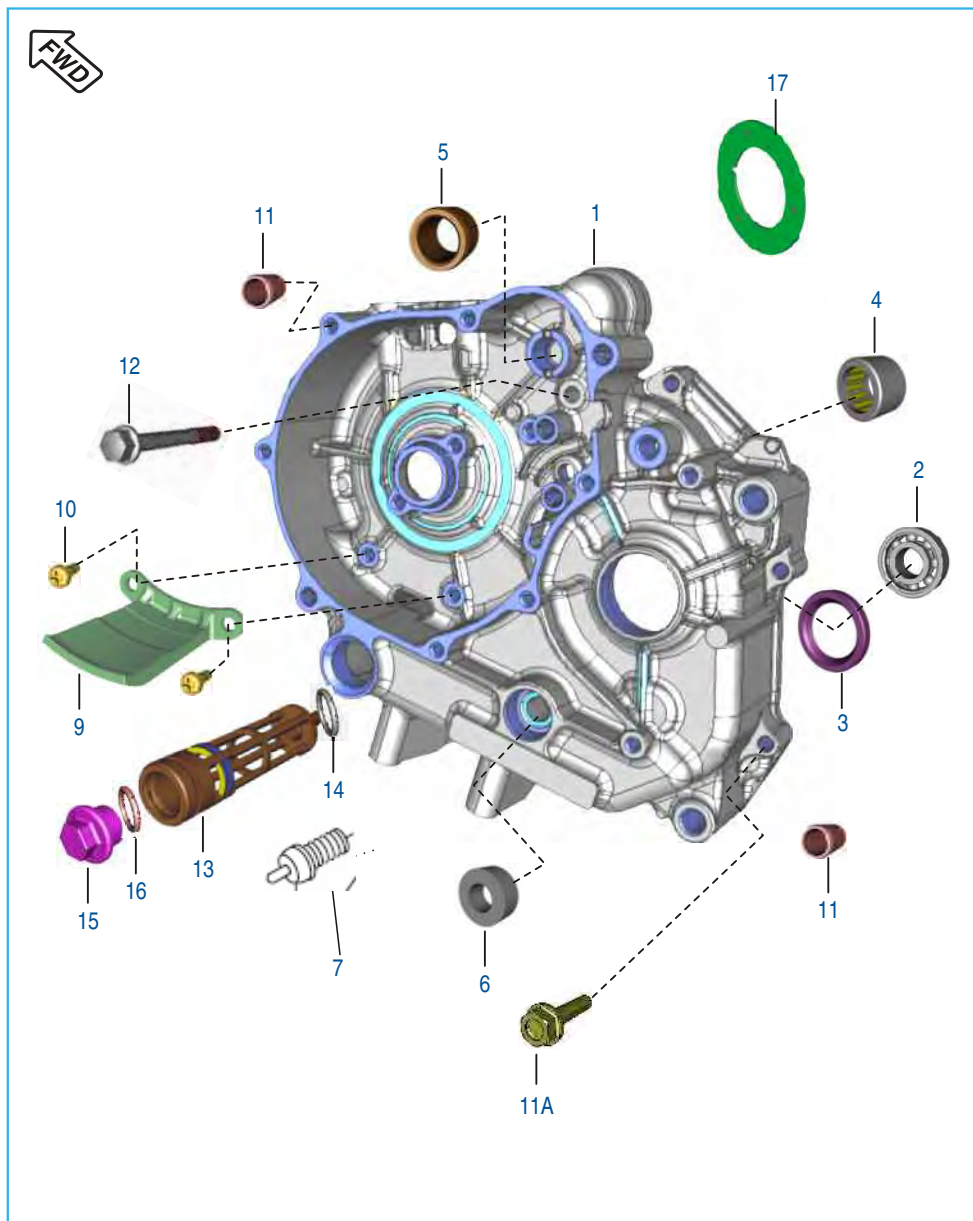
No.	Part No.	Description	Qty.		Remarks
			150S	150F	
1	52 JZ02 64	Lever Comp Gear Shift	1	1	
2	JW 5612 06	Extension Spring	1	1	
3	JW 5612 08	Spring Gear Shift Return	1	1	
4	39 0817 15	Nut - Hexagon	1	1	
5	39 2704 11	Washer (Spring Steel)	1	1	
6	JD 5612 03	Inhibitor Comp. Gear Shift	1	1	
7	PA 5612 07	Step Washer	1	1	
	JA 5612 09	Step Washer	1	1	alt for PA561207
8	JD 5612 04	Spring (Inhibitor)	1	1	
9	39 2453 04	Bolt - Flange : M6	1	1	N.S
	39 1902 04	Bolt - Flange : M6	1	1	Alternate
10	JZ 5612 00	Lever Assly Gear Shift Comp	1	1	
	JZ 5612 01	Lever Assly Gear Shift Comp	1	1	alt for JZ561200
11	JZ 5612 01	Lever Change Arm Complete	1	1	
12	JZ 5614 04	Rod Tie	1	1	
13	KH AA20 15	Pin Snap	2	2	
14	JZ 5614 07	Boot Change Arm	1	1	
15	JZ 5614 05	Boot Change Lever	1	1	
16	JZ 5614 02	Assly Lever Compl Change	1	1	
17	JD 5614 16	Washer Nylon	2	2	
18	DH 1015 09	Damper	1	1	
19	JL 5614 09	Bolt Gear Change Lever	1	1	
20	01 1009 05	'O' Ring	2	2	
21	JL 5614 10	Washer Steel	1	1	

Engine Assembly / Crankcase RH



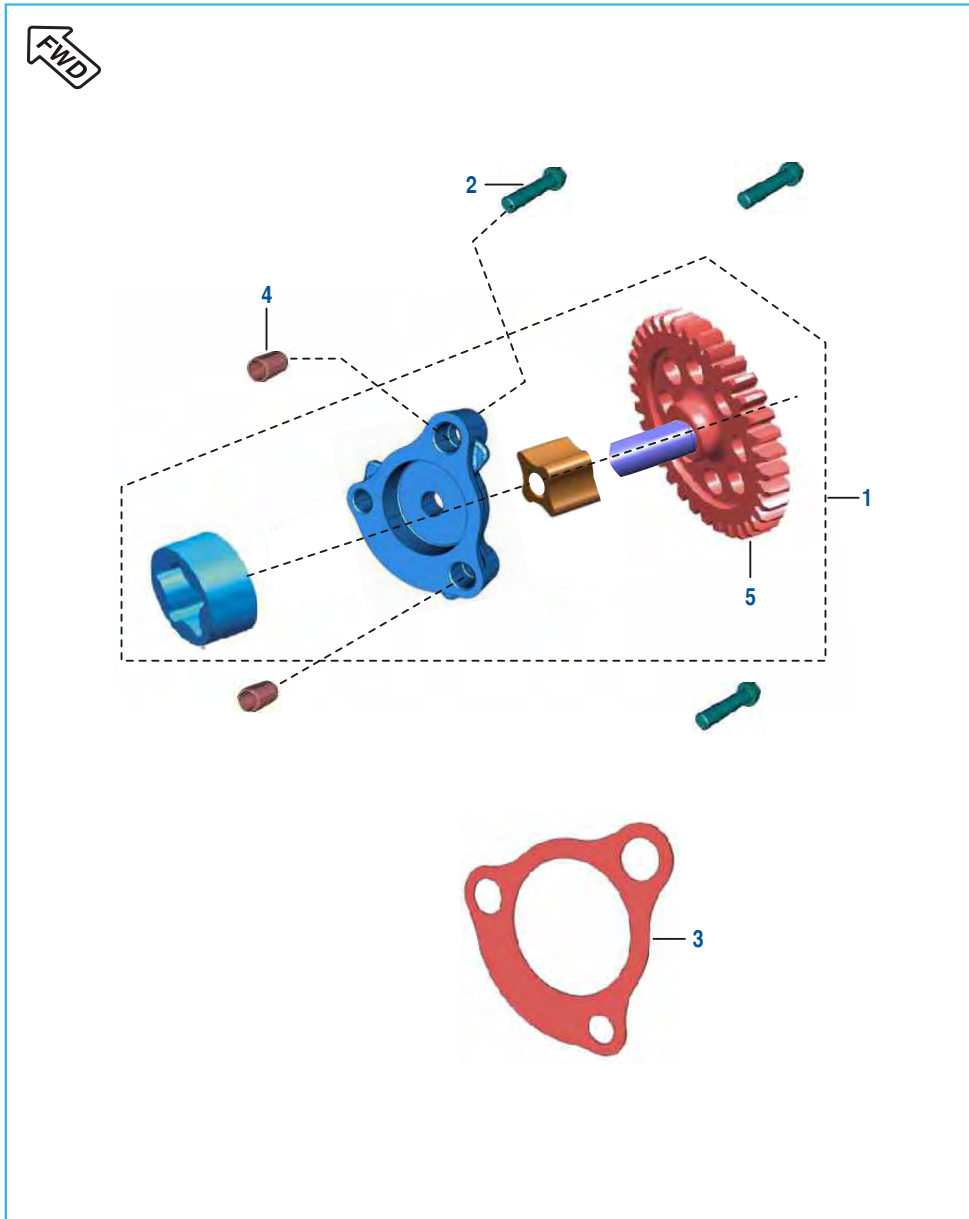
No.	Part No.	Description	Qty.		Remarks
			150S	150F	
1	JE 5010 04	Engine Assly	1	1	
1A	JE 5410 26	Assly C'Case RH	1	1	Ref. Page No. 116
2	PF 5410 18	Bushing Drum	1	1	
3	39 2562 20	Needle Roller Bearing	1	1	
4	59 2000 36	Bearing - Ball 6203 HN3 C3	1	1	
5	JA 5410 10	Stopper plate input bearing	1	1	
6	DH 1013 80	Screw - Pan Pre-coated	1	1	(M6X12)-39
7	JA 5410 14	Bolt Shift Change	1	1	N.S
	52 JA00 29	Bolt Shift Change	1	1	Alternate
8	JA 5410 12	Guide Kick	1	1	
9	39 1964 04	Bolt Flange	2	2	
10	52 JA00 27	Stud (JA541015) Pre-coated	1	1	
11	JA 5412 35	Bolt	2	2	

Crankcase LH



No.	Part No.	Description	Qty.		Remarks
			150S	150F	
1	JE 5410 40	Assly C' Case LH	1	1	Refer Page No. 117 alt for JE541040
	JE 5410 39	Assly C' Case LH	1	1	
2	59 2000 36	Ball Bearing	1	1	
3	39 1715 19	Seal - Oil	1	1	
4	39 2562 20	Bearing - Needle Roller	1	1	13X19X12
5	JA 5410 05	Bush Bendix	1	1	
6	39 2190 19	Seal - Oil	1	1	
7	31 2010 81	Switch - Neutral	1	1	
8	DH 1012 64	Neutral Switch AL Washer	1	1	N.I. N.S
	DH 1017 84	Neutral Switch AL Washer	1	1	Alternate
9	JA 5410 34	Stopper Gear Starter-	1	1	
10	39 0747 01	Screw Pan Cross - M6	1	1	
11	39 0999 06	Pin - Hollow Dowel	4	4	
11A	59 0400 38	Bolt Flange	6	6	
12	39 1759 04	Bolt - M6 X 55	1	1	
13	JG 5710 24	Mesh Oil Filter Assy_G2	1	1	With 'O' ring
14	LJ A000 04	'O' ring-Strainer	1	1	
15	JA 5410 21	Cap Strainer	1	1	
16	59 2100 23	'O' ring Cap Strainer	1	1	
17	JE 5410 38	Damper	1	1	

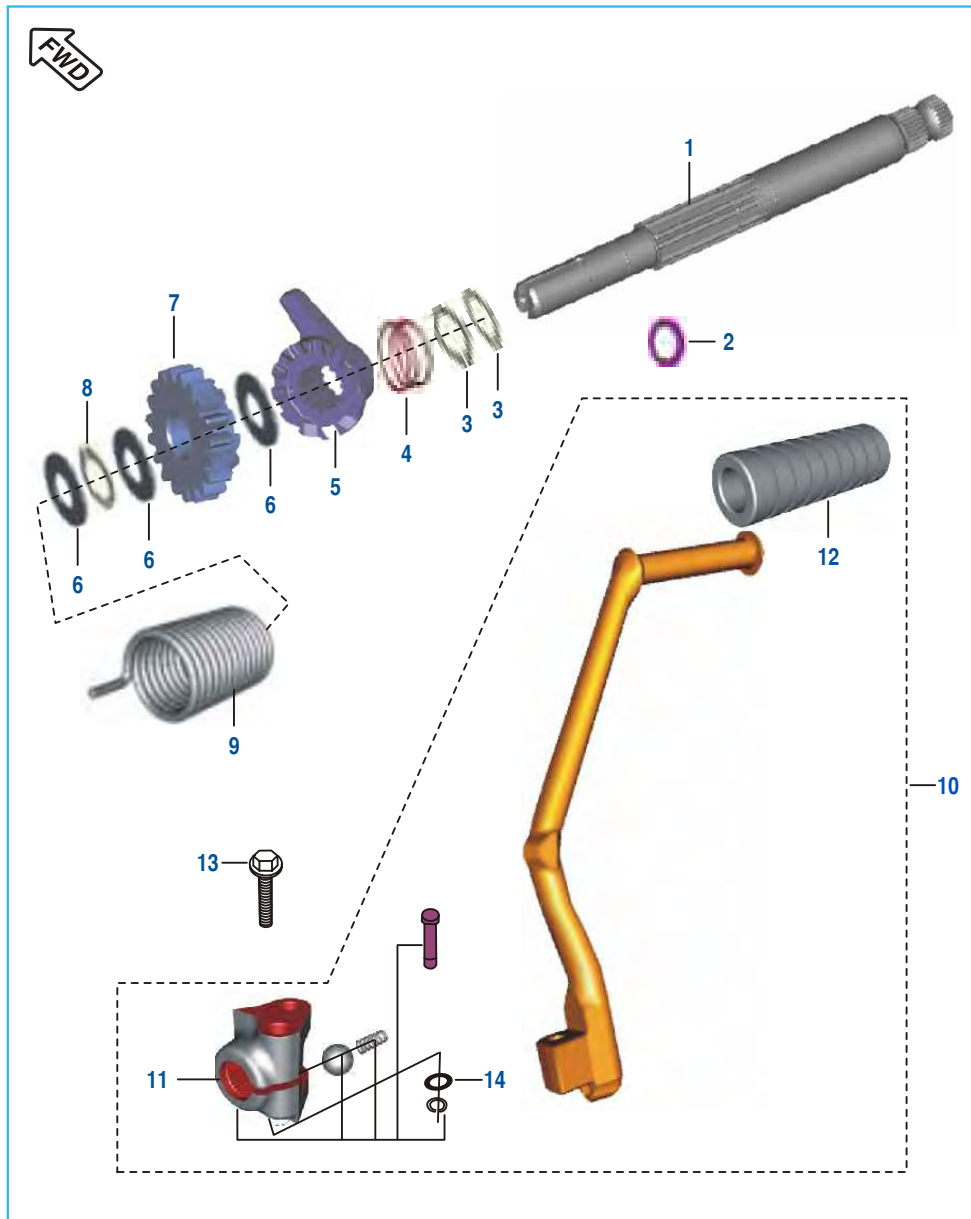
Oil Pump



No.	Part No.	Description	Qty.		Remarks
			150S	150F	
1	JZ 5710 00	Assembly Oil Pump	1	1	
2	FD 1010 78	Screw Pan Cross :	3	3	
3	JA 5410 16	Gasket Case Oil Pump	1	1	
4	39 0999 06	Pin Dowel	2	2	
5	JZ 5710 01	Gear Oil Pump Driven	1	1	

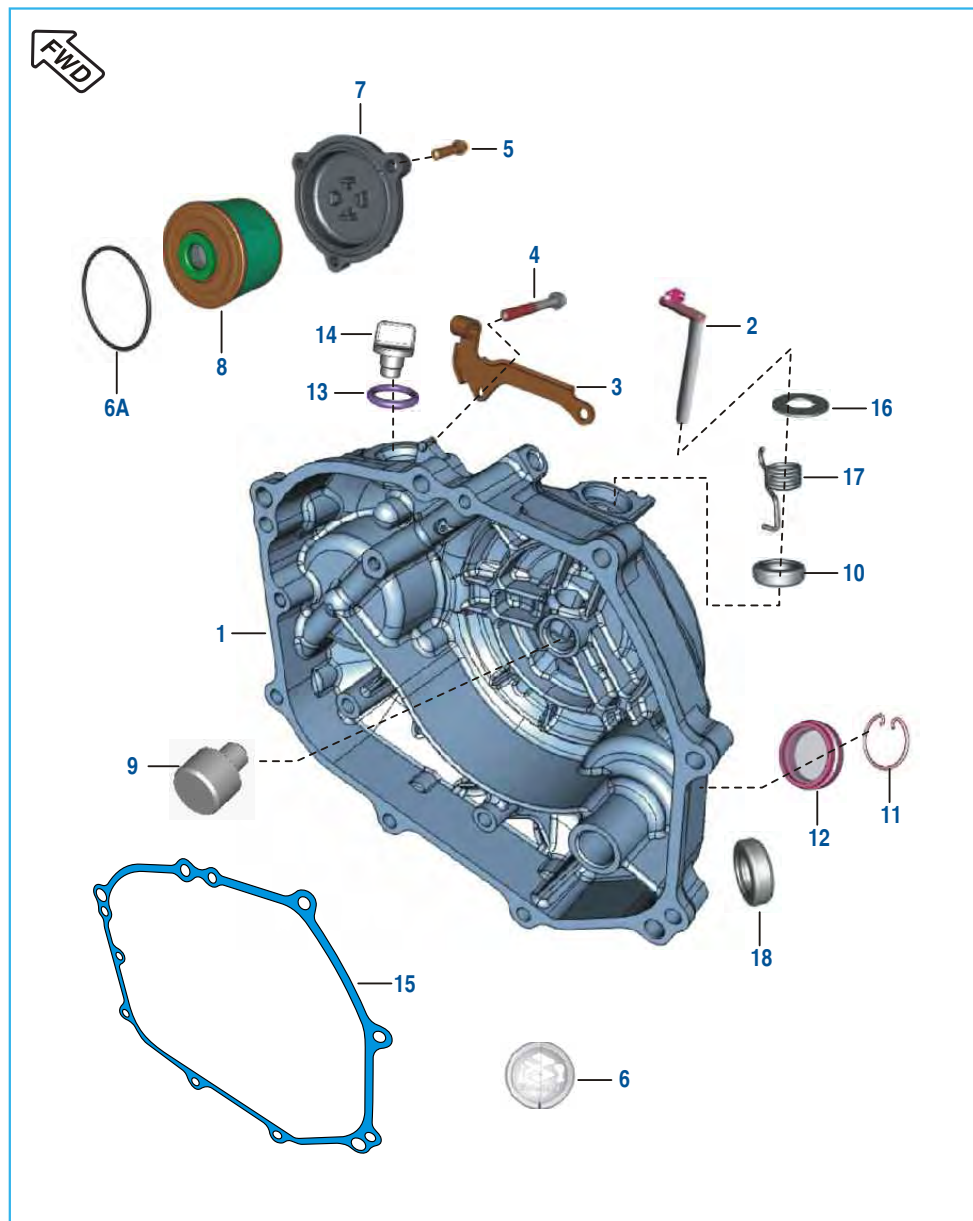


Kick Starter Mechanism



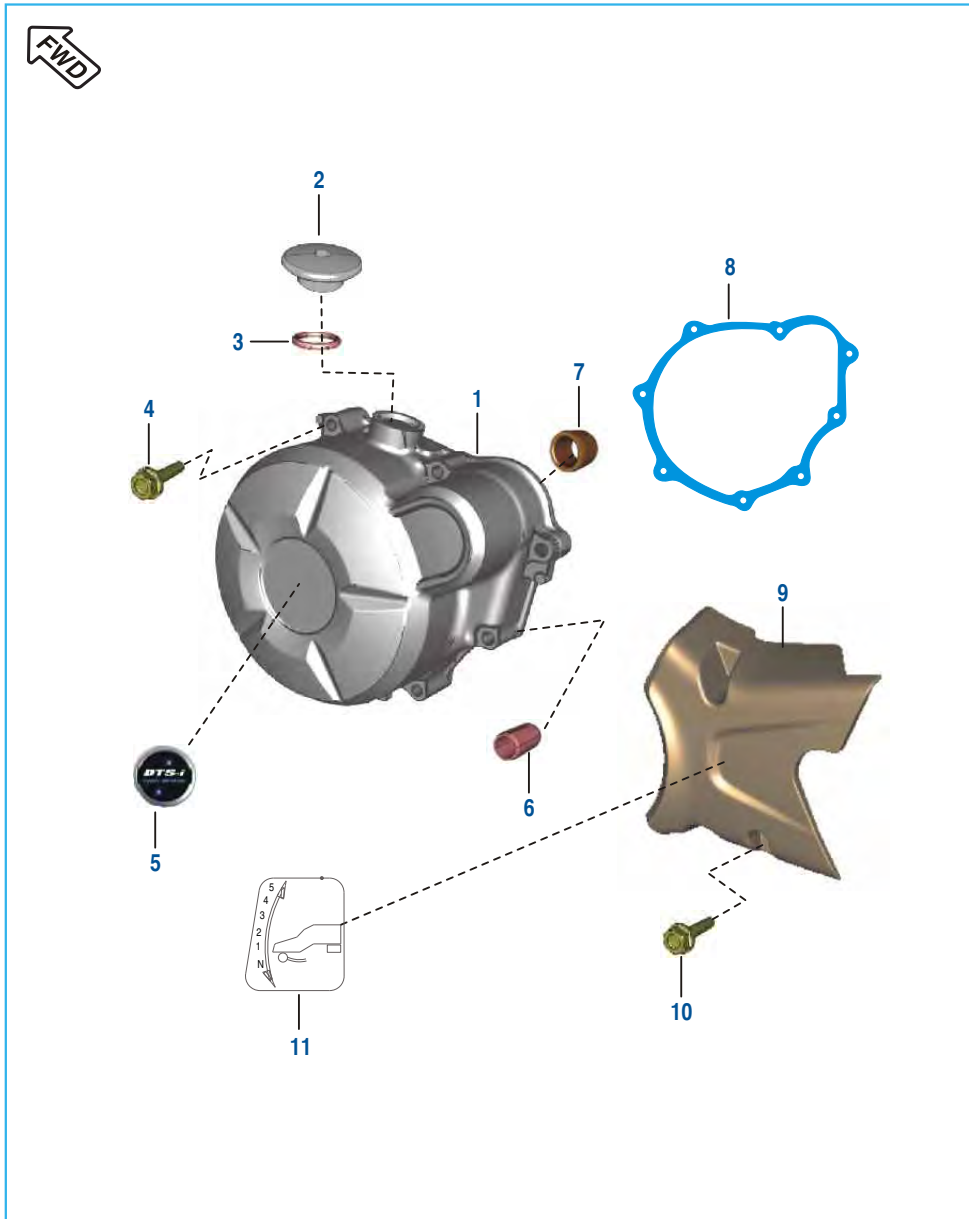
No.	Part No.	Description	Qty.		Remarks
			150S	150F	
1	JE 6210 01	Kick Shaft	1	1	
2	JA 6210 06	Washer Thrust	1	1	
3	39 0738 17	Circlip	2	2	
4	DS 1011 17	Spring Kick Starter Ratchet	1	1	
5	JA 6210 02	Ratchet	1	1	
6	39 0993 11	Washer Plain	3	3	
7	JZ 6210 00	Assly Gear Starter Pinion	1	1	
8	39 2408 17	External Circlip	1	1	
9	JE 5410 08	Spring Kick Return	1	1	
10	JZ 6212 00	Assembly Kick Lever	1	1	
11	36 JZ00 98	Kit Boss Kick Lever	1	1	Refer Page No.116
12	DD 1010 97	Damper	1	1	
13	JA 6212 06	Bolt	1	1	
14	22 1502 41	Plain Washer	1	1	

Cover Clutch



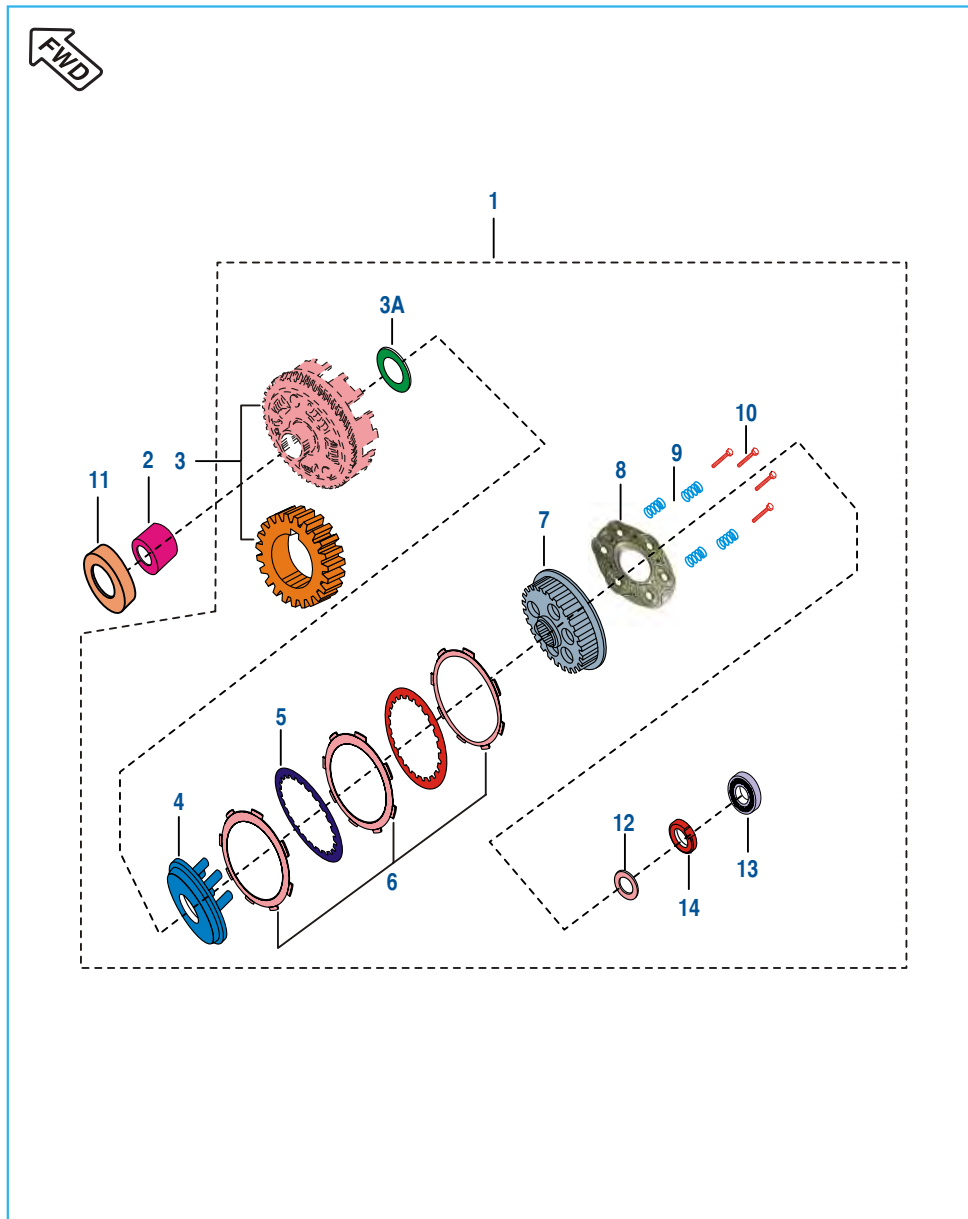
No.	Part No.	Description	Qty.		Remarks
			150S	150F	
1	36 JZ01 33	Kit Assly Clutch Cover	1	1	Refer Page No. 115
2	JW 5410 05	Shaft Clutch Release Assly	1	1	
3	JW 5410 00	Bracket Clutch Cable	1	1	
4	59 0400 38	Bolt - Flange : M5	8	8	
5	JA 5210 19	Bolt	3	3	N.S
	39 1973 04	Bolt	3	3	Alternate
6	JE 5412 31	Decal Clutch Cover	1	1	
6A	39 1671 21	Ring - 'O'	1	1	
7	JE 5412 66	Cap Filter	1	1	
8	DD 1211 81	Element Oil Filter	1	1	
9	JE 5514 01	Rod-Push	1	1	
10	39 1041 19	Seal - Oil	1	1	
11	DS 1012 15	Clip - Wire	1	1	
12	DG 1014 18	Gauge	1	1	
13	JA 5412 25	O Ring Cap Oil Filler	1	1	
14	JA 5412 11	Cap Oil Filler	1	1	
15	JA 5412 12	Gasket Clutch Cover	1	1	
16	JA 5412 36	Plain Washer (12.5X24X0.8)	1	1	
17	JA 5412 37	Spring Torsion Cl. Cover	1	1	
18	30 1011 42	Seal - Oil (Kick Shaft)	1	1	

Cover Magneto



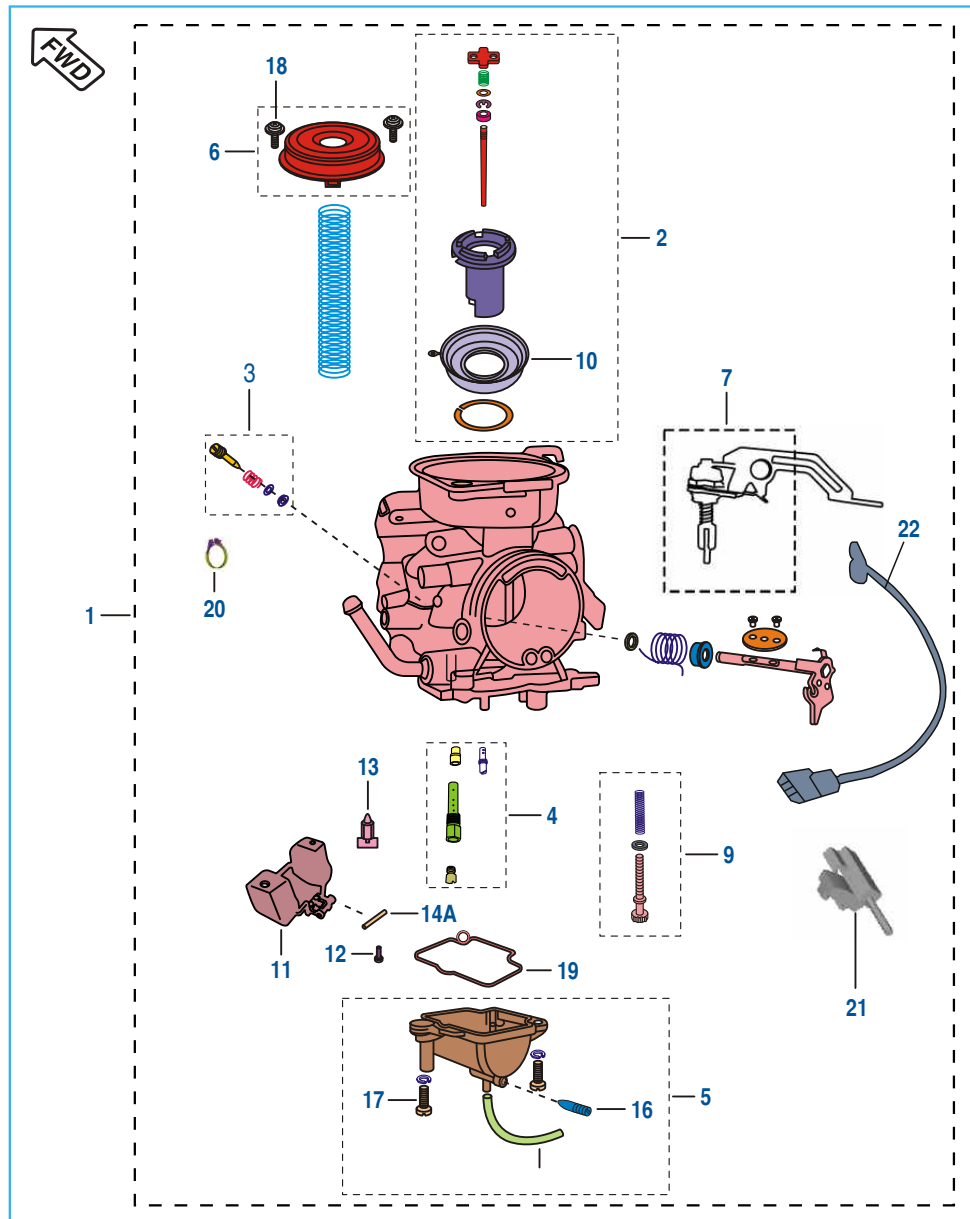
No.	Part No.	Description	Qty.		Remarks
			150S	150F	
1	JE 5412 64	Assly Cover Magneto	1	1	Refer Page No. 117
2	JA 5412 33	Cap TDC finder	1	1	
3	30 1011 95	'O' ring	1	1	
4	JA 5410 44	Bolt - Flanged : Small	8	8	
5	JE 5412 30	Label Mag Cover	1	1	
6	39 0999 06	Dowel	2	2	
7	JA 5410 05	Bush Bendix	1	1	
8	JA 5412 05	Gasket Magneto Cover	1	1	
9	JZ 5412 26	Cover RR assly	1	1	With Gear Shift Label
10	59 0400 38	Flange bolt	2	2	
11	DJ 1612 28	Gear Shift Label	1	1	

Clutch Assly



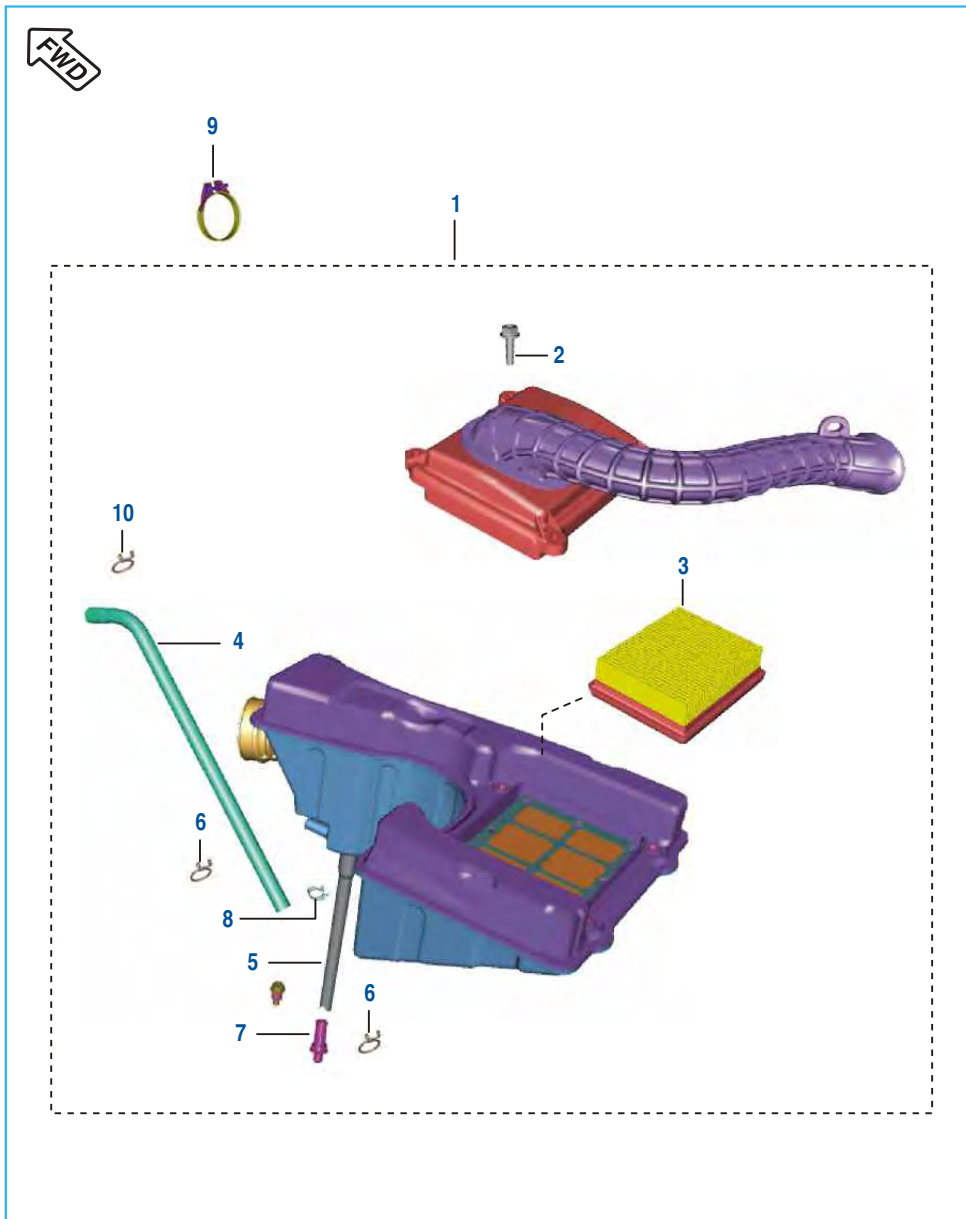
No.	Part No.	Description	Qty.		Remarks
			150S	150F	
1	JE 5514 11	Assembly Clutch	1	1	
2	JA 5514 06	Collar Clutch	1	1	
3	36 JZ00 14	Kit Primary Drive & Driven	1	1	Refer Page No.117
3A	39 2600 11	Washer - Plain	1	1	
4	JE 5514 14	Plate Clutch Pressure	1	1	
5	DP 1011 11	Plate Cutch	4	4	N.S
	JG 5514 47	Plate Cutch	4	4	
6	36 JZ01 21	Kit Friction Plate	1	1	Refer Page No. 105
7	JE 5514 13	Clutch Center	1	1	
8	JE 5514 15	Plate Clutch Lifter	1	1	
9	JZ 5514 12	Compression Spring	4	4	
10	DP 1011 16	Bolt Upset	4	4	N.S
	39 1553 04	Bolt Upset	4	4	Alternate
11	JD 5514 00	Spacer Clutch Assembly	1	1	
12	39 2200 11	Washer Plain	1	1	
13	14 1510 33	Bearing - Ball	1	1	
14	DH 1016 48	Nut Crankshaft M14	1	1	

Carburetor Assembly



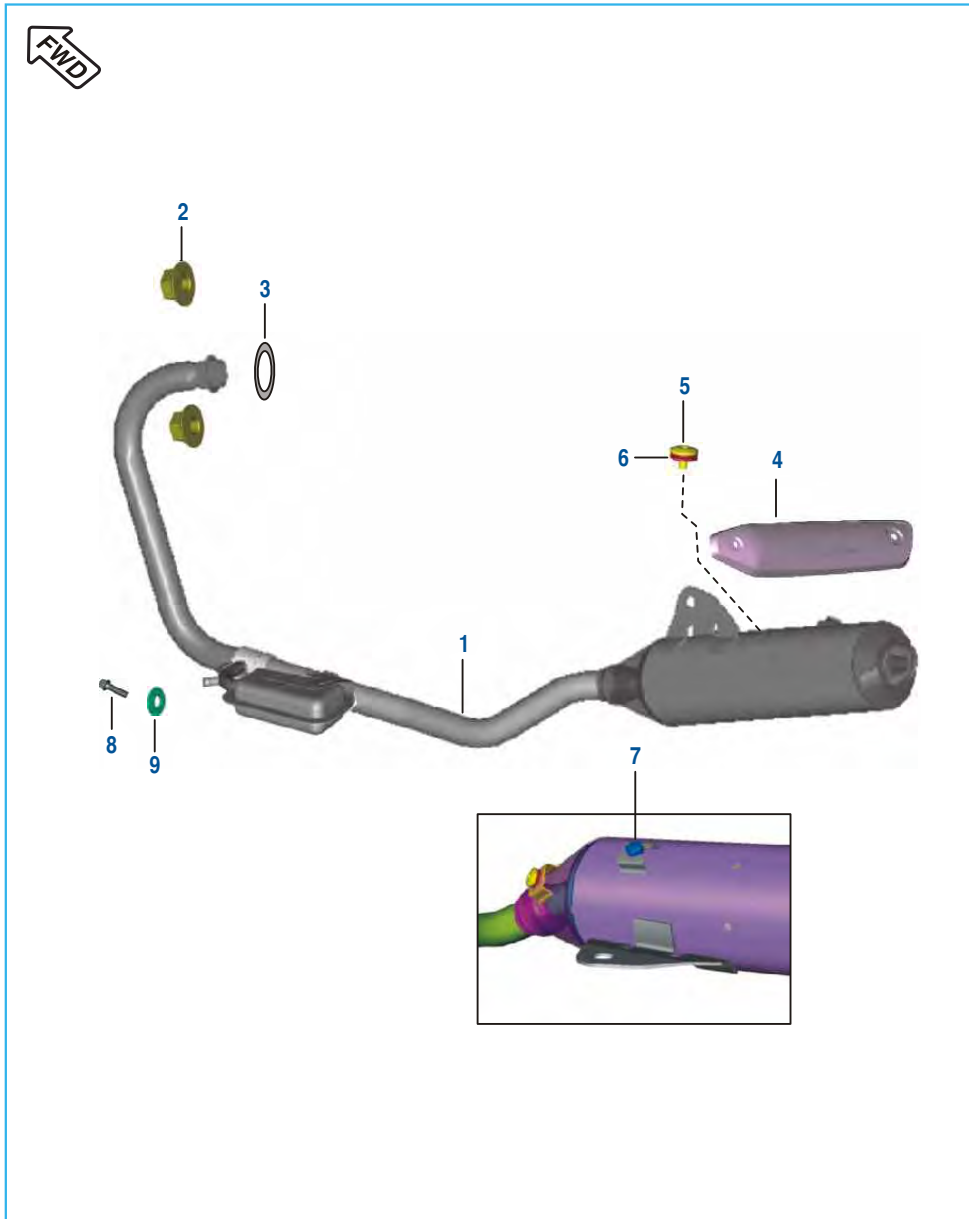
No.	Part No.	Description	Qty.		Remarks
			150S	150F	
1	JZ 5812 28	Assembly Carburetor	1	1	
2	36 JZ01 15	Kit Carb Throttle Valve	1	1	Refer Page No. 118
3	DK 1210 41	Kit Carb Idling Screw	1	1	Refer Page No. 118
4	36 JZ01 18	Kit Carb Jet	1	1	Refer Page No. 118
5	36 JE00 19	Kit Float Chamber Body	1	1	Refer Page No. 118
6	36 JE00 20	Kit Top Cap	1	1	Refer Page No. 118
7	36 JZ01 19	Kit Plunger Assly	1	1	Refer Page No. 119
8	36 JZ01 20	Kit O Ring & Gasket	1	1	Refer Page No. 119
9	36 JZ01 16	Kit Carb VC Screw	1	1	Refer Page No. 118
10	JE 5812 13	Diaphragm	1	1	
11	DH 1210 59	Float Assly	1	1	
12	DH 1210 64	Screw Needle Shaft	1	1	
13	DH 1210 93	Needle Assly	1	1	
14	JE 5812 23	Pipe Overflow	1	1	
14A	DH 1210 63	Pin	1	1	
15	DH 1210 41	Clip Drain Hose	1	1	N.I.
16	JE 5812 18	Drain Screw	1	1	
17	DP 1210 67	Screw Float Body	4	4	N.S
18	DH 1211 76	Screw Diaphragm Cover	2	2	N.S
19	DP 1210 59	Gasket Float Chamber	1	1	
20	AA 1210 71	Clamp	2	2	
21	DJ 1210 70	Reed Switch Assly	1	1	
22	DH 1211 01	Magnet Assly	1	1	N.I
23	DD 1110 46	TPS Assly	1	1	N.I

Air Cleaner Complete



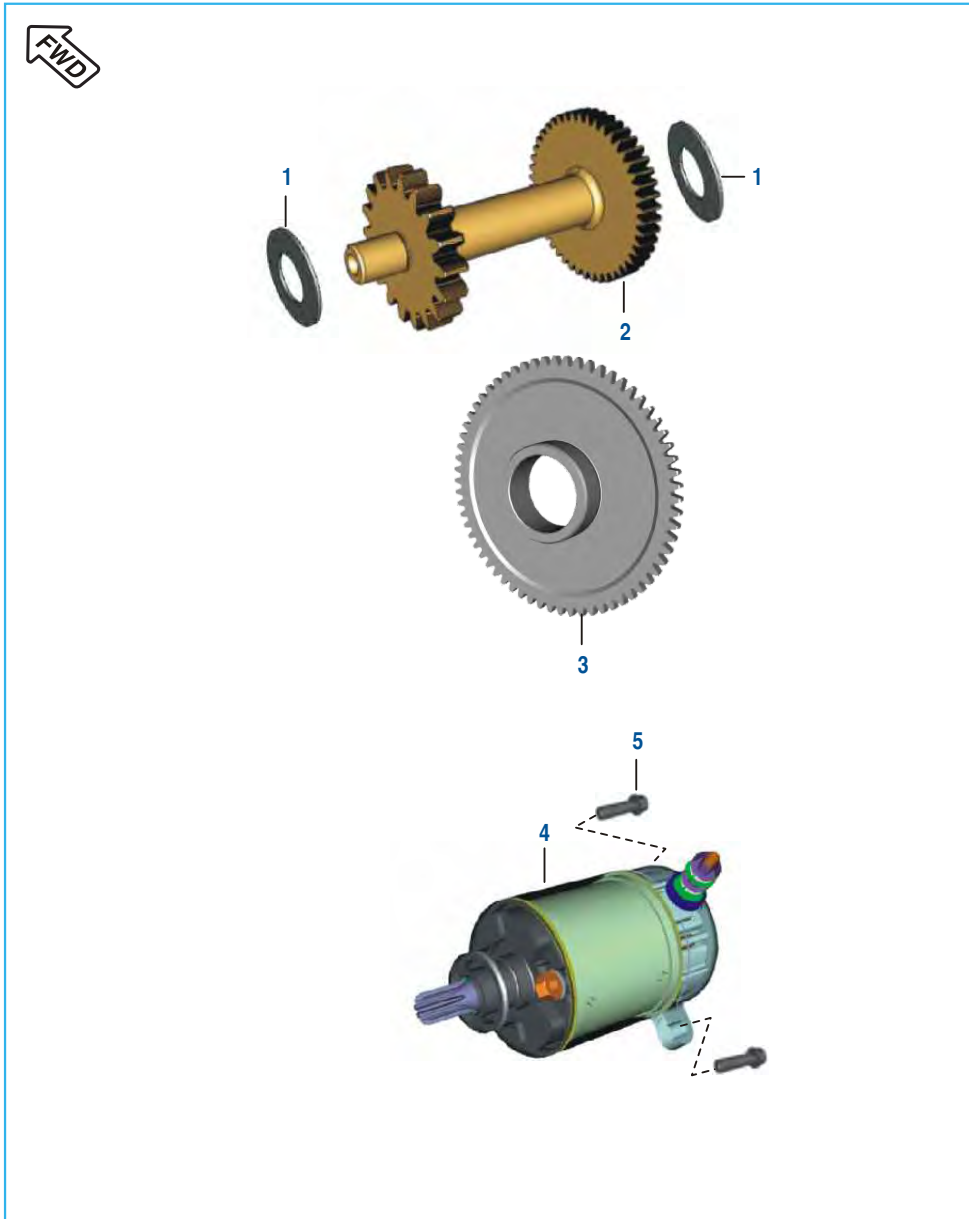
No.	Part No.	Description	Qty.		Remarks
			150S	150F	
1	JE 5810 26	Assembly Air Filter	1	1	
2	KA DA06 18	Bolt Flange	4	4	
3	JZ 5810 32	Element Air Filter	1	1	
4	JZ 5810 26	Hose Breather	1	1	
5	JZ 5810 25	Drain Tube	1	1	
6	DG 1210 25	Clip	2	2	N.S
7	DS 1211 26	Pug	1	1	
8	DP 1210 18	Clamp	1	1	N.S
9	DP 1210 48	Clamp	1	1	
10	DG 1210 40	Clip	1	1	N.S
11	DJ 1013 05	Bolt Flange	2	2	Air Filter Bottom Mtg.N.S
12	LA E000 20	Bolt M6X14 Flange	1	1	Air Filter Bottom Mtg.N.S

Silencer Assembly



No.	Part No.	Description	Qty.		Remarks
			150S	150F	
1	YJ Z140 04	Silencer Assly W/O Shields	1	1	
	JE 5911 12	Silencer Assly w/o CAT	1	1	
2	JA 5910 40	Nut - U	2	2	Alternate
	39 2295 15	Nut - U	2	2	
3	JE 5910 02	Gasket Exhaust	1	1	N.S
4	JZ 5910 95	Shield Muffler	1	1	
5	DH 1013 95	Truss Screw	2	2	N.S
6	DH 1013 01	Seal Shield Muffler	2	2	
7	JW 5910 30	Grommet Shield	1	1	
8	DK 1016 10	Bolt M5	1	1	
9	39 2492 11	Plain Washer	1	1	

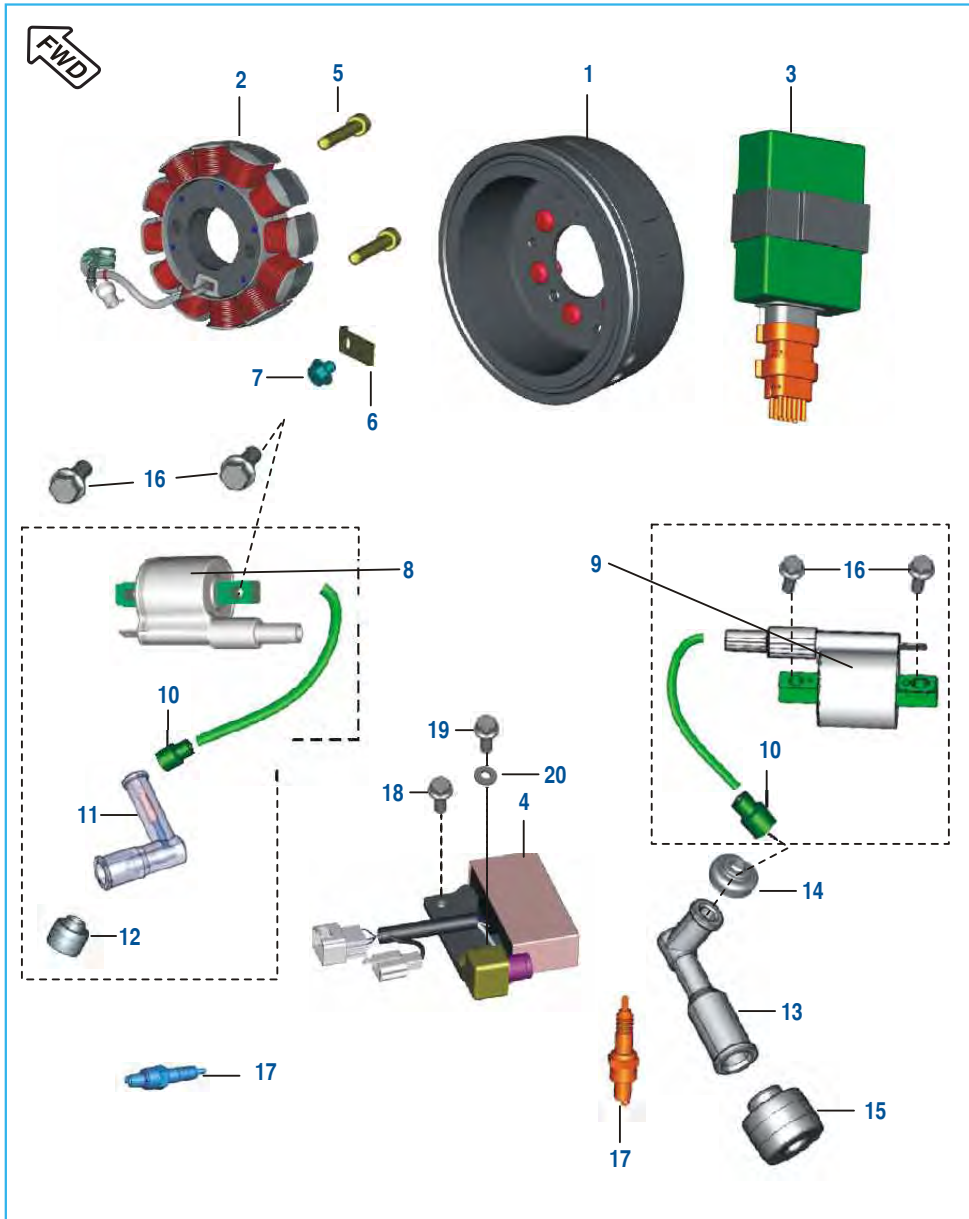
Starter Assembly



No.	Part No.	Description	Qty.		Remarks
			150S	150F	
1	JA 6214 02	Washer (Thk 0.4)	2	2	
2	JA 6214 06	Drive Assly.	1	1	
3	JE 6214 06	Gear Starter Clutch	1	1	
4	JE 3516 00	Starter Motor Assly.	1	1	
5	JE 5410 42	Bolt Flange St Motor Mtg	2	2	
6	YJ Z140 02	Roller Starter Clutch	10	10	N.I
7	YJ Z140 03	Spring Starter Clutch	10	10	N.I

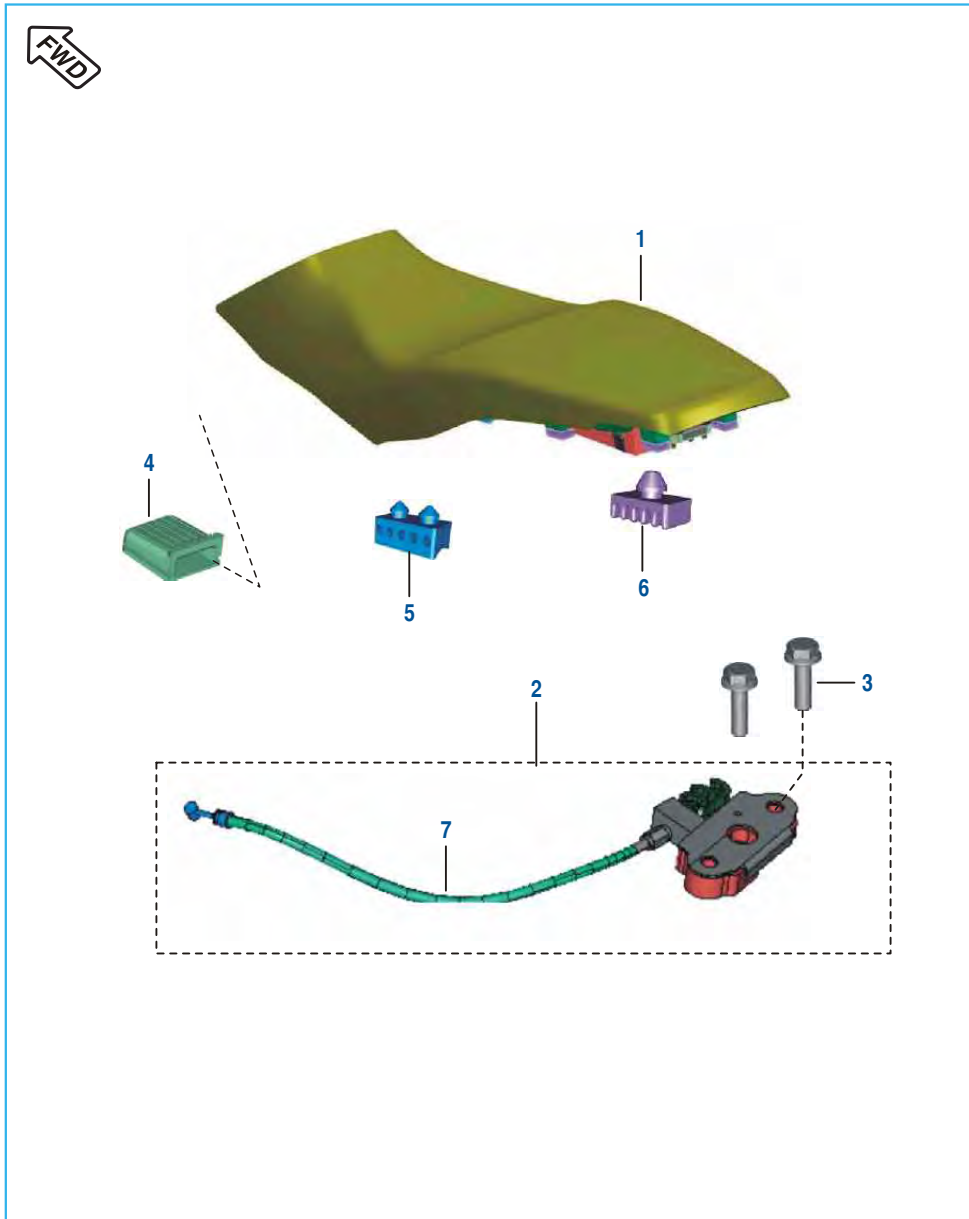


Magneto, CDI & H.T. Coil



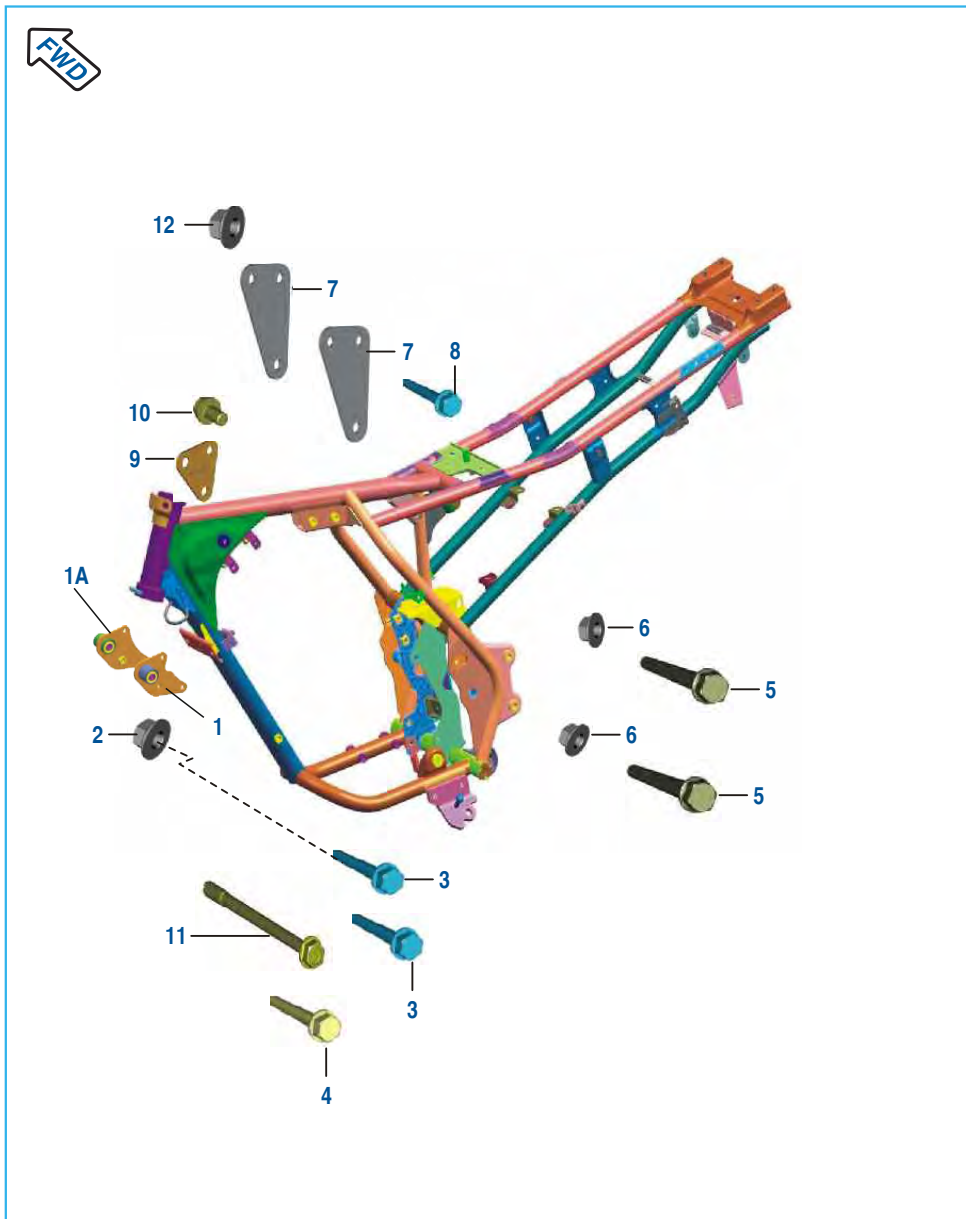
No.	Part No.	Description	Qty.		Remarks
			150S	150F	
1	JE 3510 16	Rotor Assly With St. Clutch	1	1	
2	JE 3510 05	Stator assly- DC	1	1	
3	JZ 3512 08	CDI	1	1	
4	JZ 4020 00	D C Regulator With Capacitor	1	1	
5	JE 5410 42	Bolt Socket	2	2	
6	JA 5410 28	Lock Plate	1	1	
7	DH 1013 80	Pan Head Screw	3	3	
8	JZ 3512 11	Coil HT LH	1	1	
9	JZ 3512 13	Coil HT RH	1	1	
10	DD 1110 12	Grommet HT coil	2	2	
11	DD 1110 48	Spark Plug Cap LH	1	1	
12	DD 1110 11	Grommet Spark Plug Cap LH	1	1	
13	DH 1110 15	Cap Spark Plug RH	1	1	
14	JD 3512 06	Grommet Sleeve Plug Cap RH	1	1	
15	DH 1110 13	Grommet Spark Plug Cap RH	1	1	
16	KA DD06 18	Bolt Flanged	4	4	
17	CF 1110 19	Plug - Spark BOSCH :	2	2	UR4AC Or PRZ9HC
	DD 1110 18	Plug - Spark Champion	2	2	
18	KA ED06 14	Bolt Flange	1	1	
19	KA Ed06 20	Bolt-Regulator Mtg	1	1	
20	39 1309 11	Washer	2	2	

Seat Assembly / Seat Lock



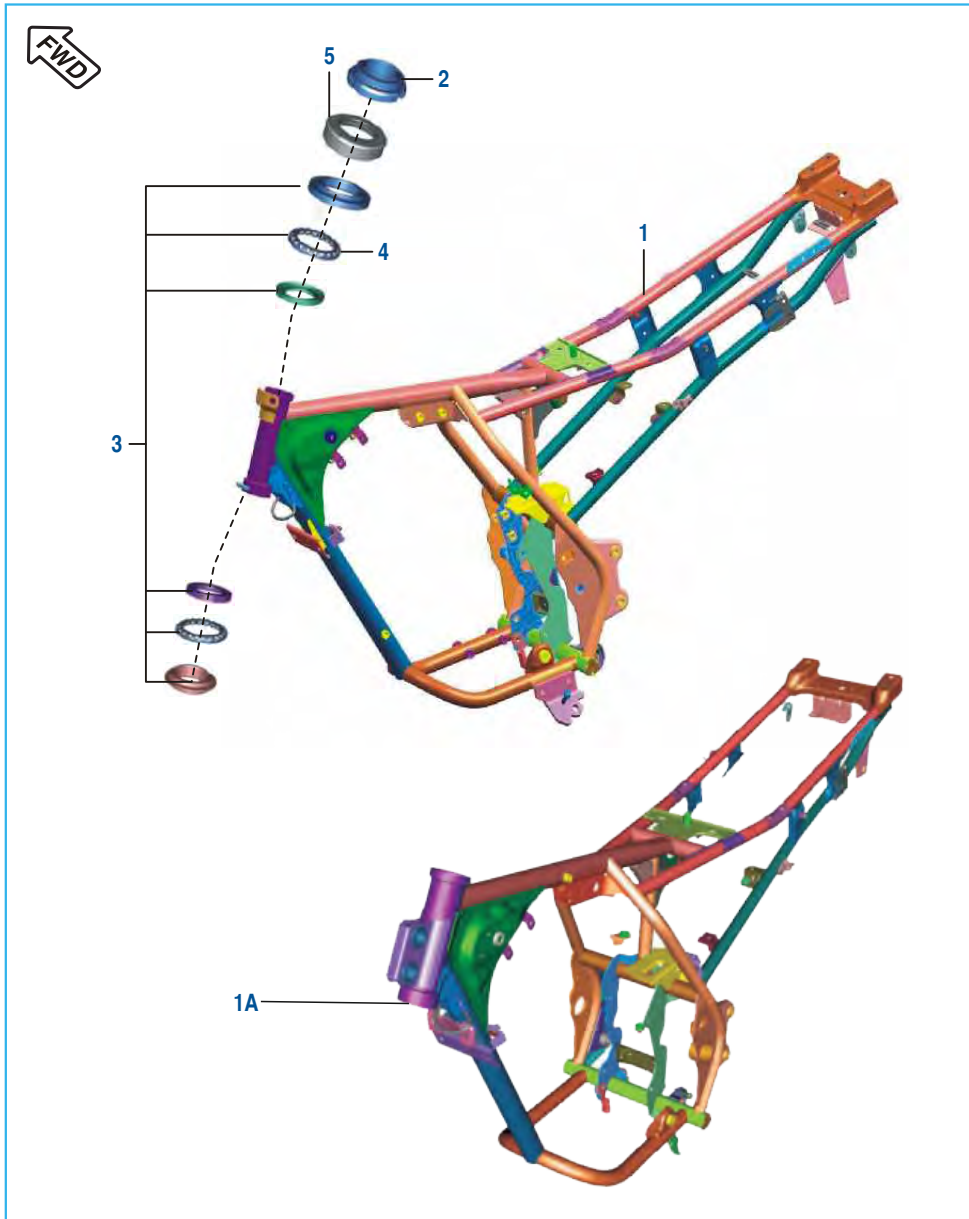
No.	Part No.	Description	Qty.		Remarks
			150S	150F	
1	PA 1910 00	Seat Assly. Comp	1	1	
2	PA 1612 05	Lock Assy. Seat	1	1	
3	KA DD06 22	Bolt - Flanged	2	2	
4	DS 2110 07	Damper Front	1	1	
5	JZ 1910 10	Damper For Seat	6	6	
6	JZ 1910 11	Damper Seat Rear	4	4	
7	PA 1612 06	Cable Seat Lock	1	1	

Engine Mountings



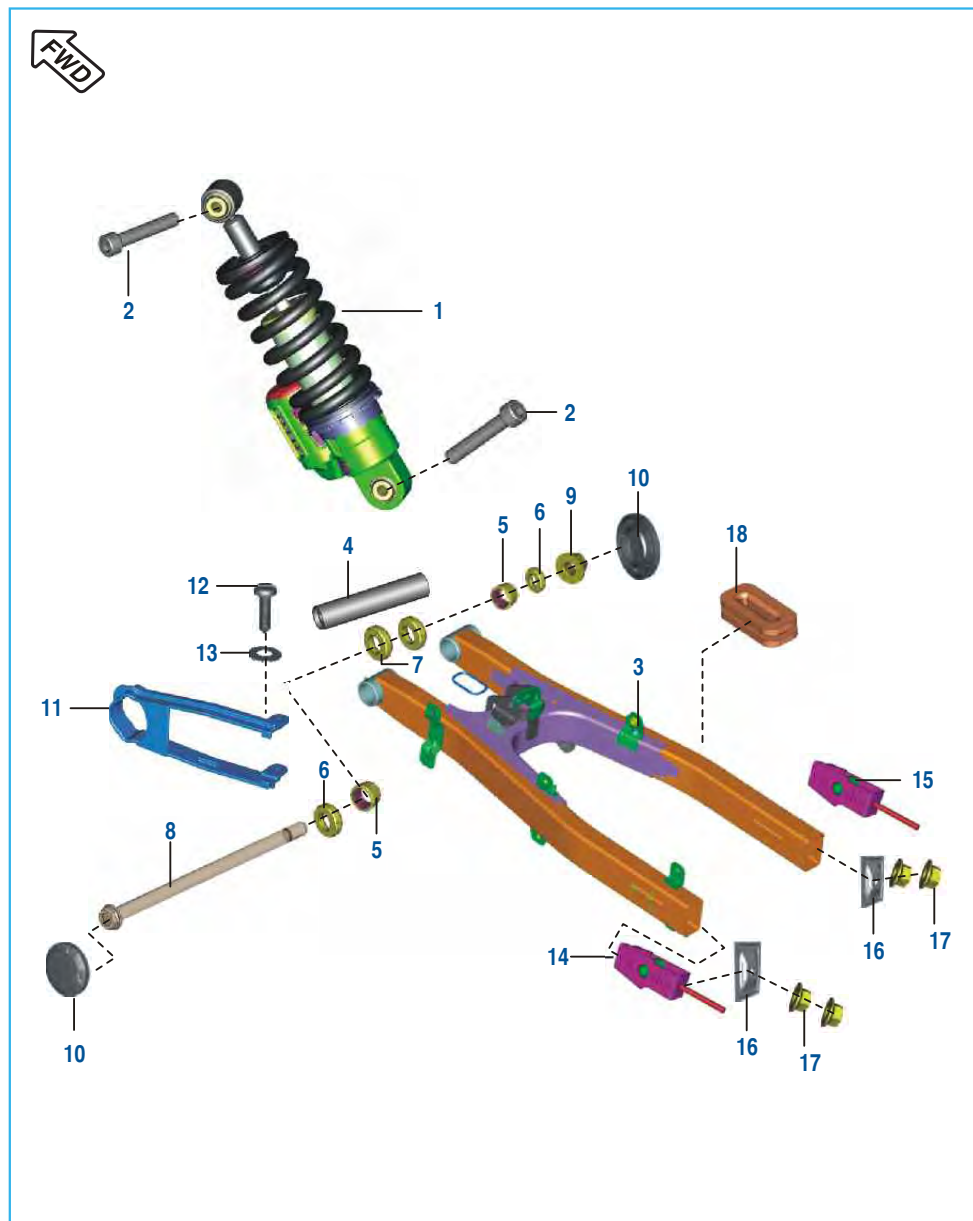
No.	Part No.	Description	Qty.		Remarks
			150S	150F	
1	JZ 1134 35	Assly Eng Mtg Front LH	1	1	
1A	JZ 1134 38	Assly Eng Mtg Front RH	1	1	
2	LC G000 01	Nut - Hex With Flange	3	3	
3	LA D001 22	Bolt Flange M8 L75	2	2	
4	KA DD08 14	Bolt Flanged	2	2	
5	JA 1134 03	Flanged Bolt M10X110	2	2	
6	39 1225 15	Nut Flanged M10 Olive	2	2	
7	JZ 1134 11	Bracket Engine Mtg Top LH	2	2	
8	LA D000 48	Bolt Flanged	3	3	M8 X 1.25P X 65 L
9	JZ 1134 10	Bracket Engine Mtg Rear Top	1	1	
10	KA DD08 14	Bolt Flanged	2	2	
11	LA D001 21	Bolt Flanged M8X1.25XL130	1	1	
12	KC GA08 08	Hex Nut Flanged	3	3	

Frame and Frame Fittings



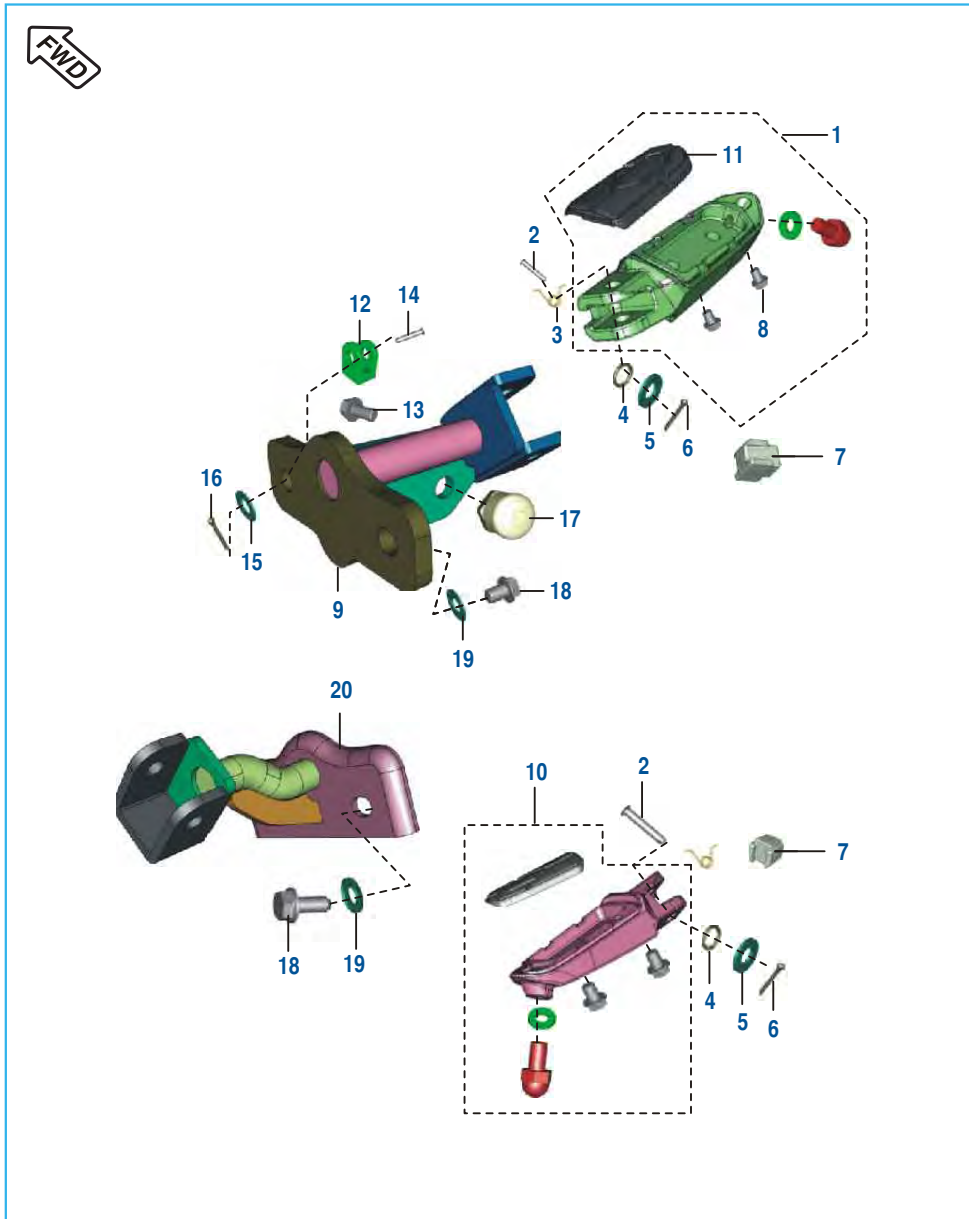
No.	Part No.	Description	Qty.		Remarks
			150S	150F	
1	JZ 1112 54	Frame Assembly	1	--	
1A	JZ 1112 31	Frame Assembly	--	1	
2	JZ 1510 84	Nut Steering	1	1	
3	36 3140 05	Kit-Brg Race+Cone	1	1	Refer Page No.120
4	DJ 1811 15	Cage Bearing - Steering	2	2	
5	JZ 1510 83	Cap Steering	1	1	
6	DK 2010 49	Clamp Harness Wiring	1	1	N.I.
7	36 0010 52	Grease Lithon RR3-10gm	1	1	N.I.

Swing Arm / Rear Shock Absorber



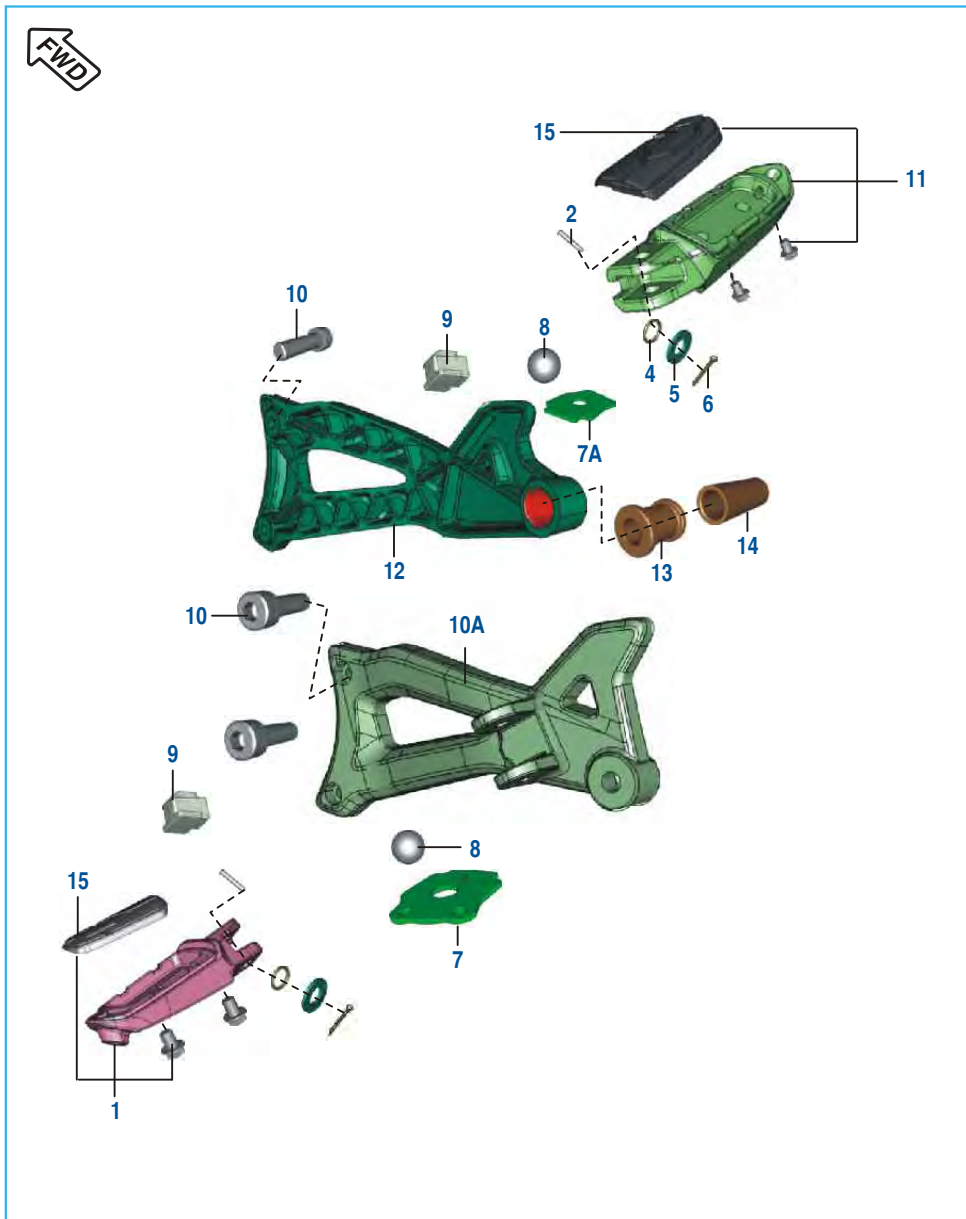
No.	Part No.	Description	Qty.		Remarks
			150S	150F	
1	JZ 1220 50	Shock absorber Mono	1	1	
2	LA C000 19	Bolt Socket M10x1.25x55	2	2	
3	JZ 1220 41	Swing Arm Assy	1	1	
	JZ 1220 55	Swing Arm Assy	1	-	For LA
4	JZ 1220 10	Spacer Swing Arm	1	1	
5	DG 1710 18	Bearing - Needle	2	2	
6	DG 1710 19	Seal - Oil	4	4	
7	DK 1710 06	Sleeve For Swing Arm	2	2	
8	JZ 1220 58	Shaft Swing Arm	1	1	
9	39 1053 15	Nut	1	1	
10	JZ 1138 06	Cap For Swing Arm Pivot	2	2	
11	JZ 1220 42	Chain Slider	1	1	
12	39 0553 02	Screw - Self Tapping	2	2	
13	39 0454 11	Washer - Plain	2	2	
14	JZ 1220 43	Adjuster Chain - LH	1	1	
15	JZ 1220 44	Adjuster Chain - RH	1	1	
16	JZ 1220 12	Plate Chain Adjuster	2	2	
17	39 0292 15	Nut - Hexagon : M6 X 1	4	4	
18	JL 1812 25	Grommet	1	1	

Rider Foot Rest



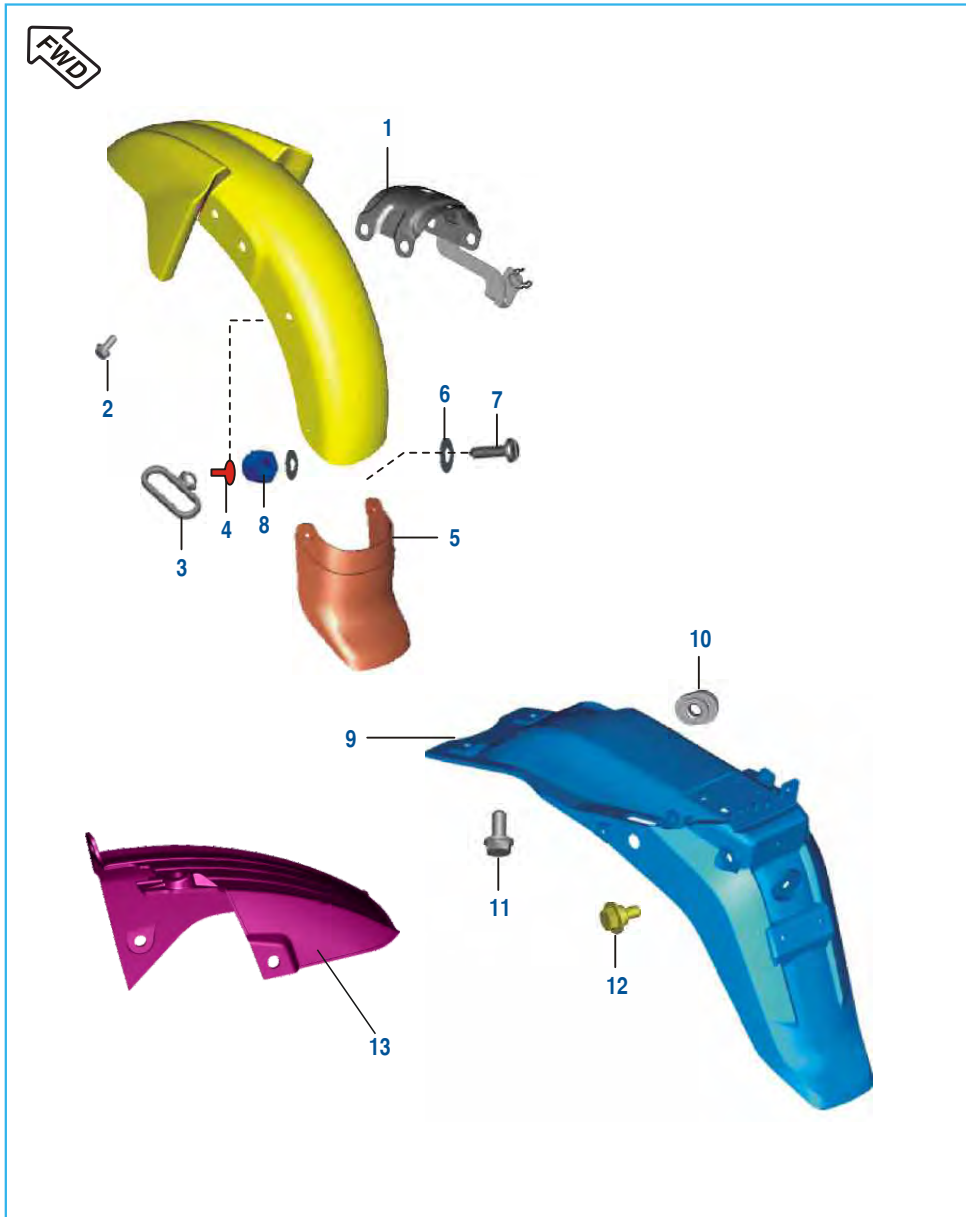
No.	Part No.	Description	Qty.		Remarks
			150S	150F	
1	JZ 1130 59	Assly Main Step RH	1	1	
2	JZ 1130 36	Pin Main Step	2	2	
3	JZ 1130 39	Spring Torsion	2	2	
4	30 1410 31	'O' ring	2	2	
5	KD BA08 18	Washer Plain	2	2	
6	KH AA25 20	Pin Spit	2	2	
7	JL 1130 28	Rubber Pad	2	2	
8	39 1791 04	Bolt Flanged M6X8	4	4	
9	JZ 1130 21	Stay RH Main Step	1	1	
10	JZ 1130 56	Assly Main Step LH	1	1	
11	JZ 1130 35	Rubber	2	2	
12	JZ 1610 24	Damper Brake Lever	1	1	
13	39 2671 04	Hexgoan Bolt	1	1	
14	30 1910 38	Pin	1	1	
15	39 0198 11	Washer	1	1	
16	39 0808 08	Split Pin	1	1	
17	DH 1611 94	Kick Stopper	1	1	
18	KA DD08 14	Bolt Flange	2	2	
19	39 2659 12	Spring Washer	4	4	
20	JZ 1130 20	Stay LH Main Step	1	2	
21	KA DD08 20	Bolt Flange	2	2	

Pillion Foot Rest



No.	Part No.	Description	Qty.		Remarks
			150S	150F	
1	JZ 1130 49	Assly Pillion Step LH	1	1	
2	JD 1130 19	Pin Foot Step	2	2	
3	GF 1611 43	Spring	2	2	
4	30 1410 31	'O' Ring	2	2	
5	KD BA08 18	Washer Plain	2	2	
6	KH AA25 20	Pin Cotter	2	2	
7	PA 1130 42	Plate Lock LH	1	1	
7A	PA 1130 43	Plate Lock RH	1	1	
8	30 1012 36	Ball	2	2	
9	JL 1130 28	Rubber Pad Step LH	2	2	
10	LA C000 05	Bolt Socket	4	4	
10A	JZ 1130 48	Holder Step LH	1	1	
11	JZ 1130 53	Assly Pillion Step RH	1	1	
12	JZ 1130 52	Holder Step RH	1	1	
13	JZ 1130 42	Damper Silencer	1	1	
14	DJ 1612 78	Tube Silencer Mounting	1	1	
15	JZ 1130 35	Rubber Pillion Footrest RH	2	2	
16	36 JL00 15	Kit Hardware	2	2	

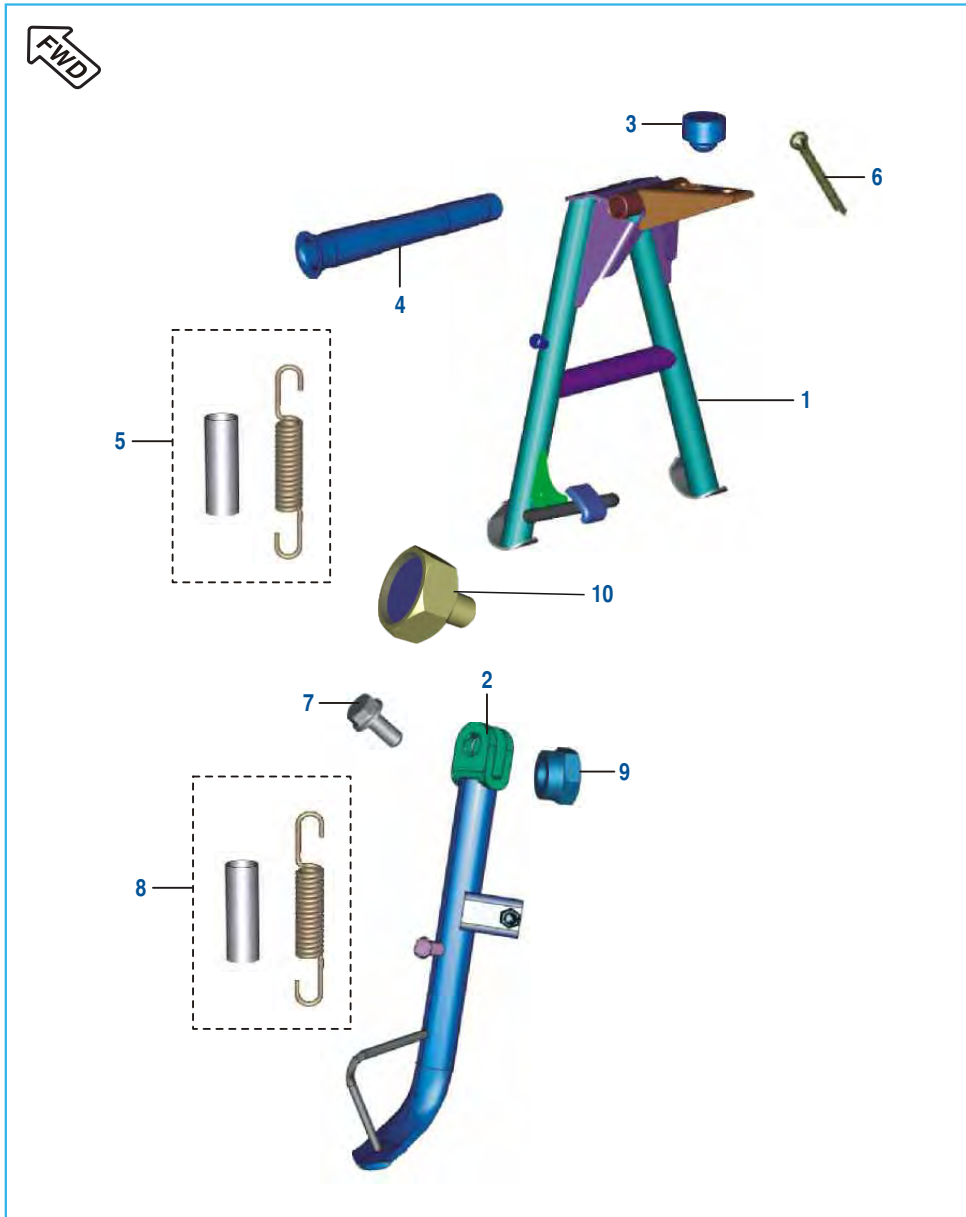
Mudguard - Front & Rear



No.	Part No.	Description	Qty.		Remarks
			150S	150F	
1	1 JZ 1814 15	Fender Brace	-	1	Disc Brake
	PA 1814 05	Fender Brace	1	-	Drum Brake
2	59 0400 19	Bolt Hex With Flange - M8x1.25	4	4	Alternate
	39 1556 04	Bolt Hex With Flange - M8x1.25	4	4	
3	DS 1611 25	Guide - Cable	1	1	
4	DJ 1610 69	Nail - Cable Guide	1	1	
5	JZ 1814 16	Flap Front Fender	1	1	
6	39 0242 11	Washer - Plain	6	6	
7	LB B000 06	Screw - Pan Head : M5	3	3	
8	KC EB05 04	Nut Domed Cap	3	3	
9	JZ 1814 42	Fender Rear RR	1	1	
10	DJ 2011 73	Grommet	3	3	
11	LA E000 22	Bolt Flanged	7	7	
12	DS 1612 24	Bolt Stepped With Flange	2	2	
13	JZ 1814 43	Hugger Front	1	1	

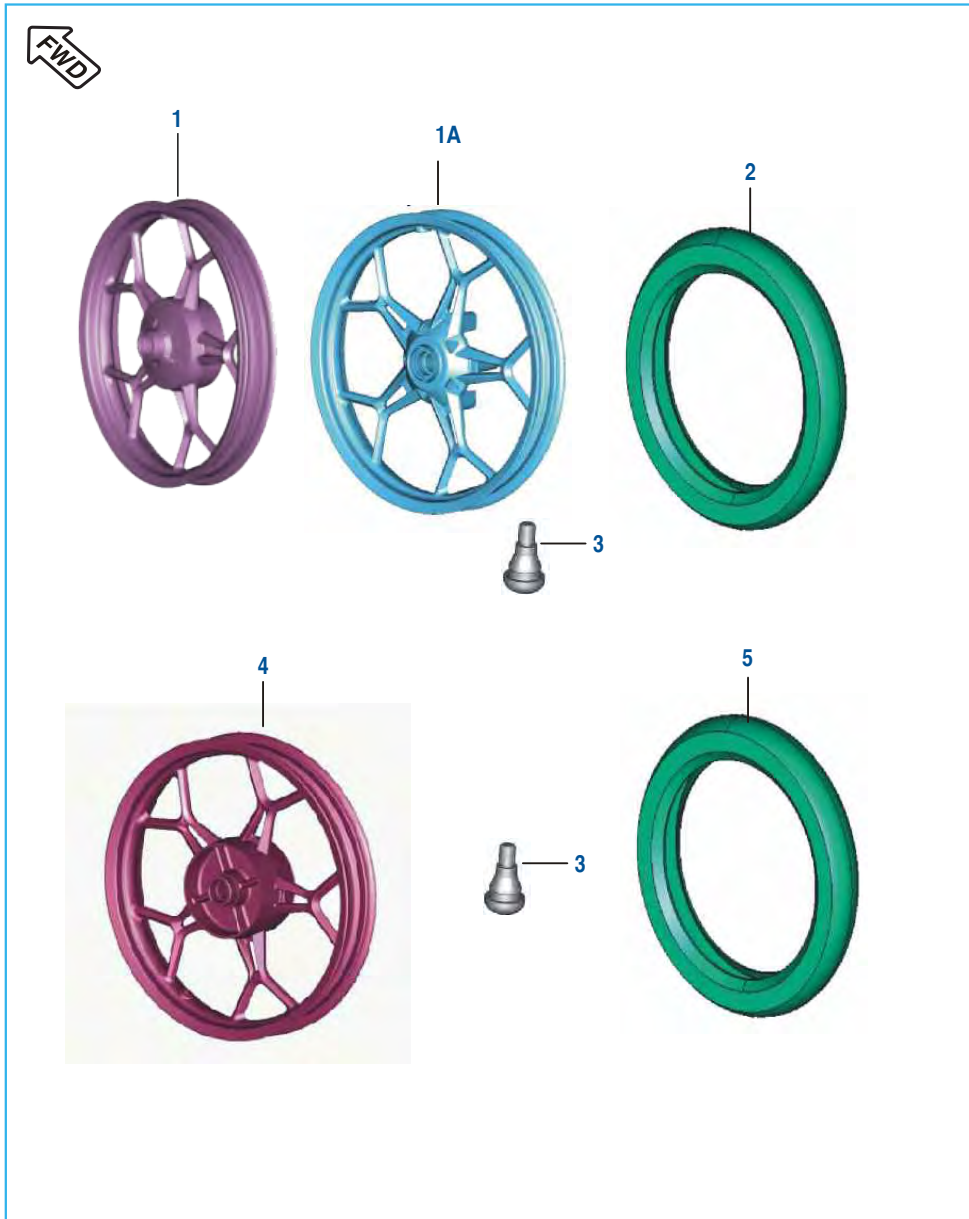


Stand Assembly



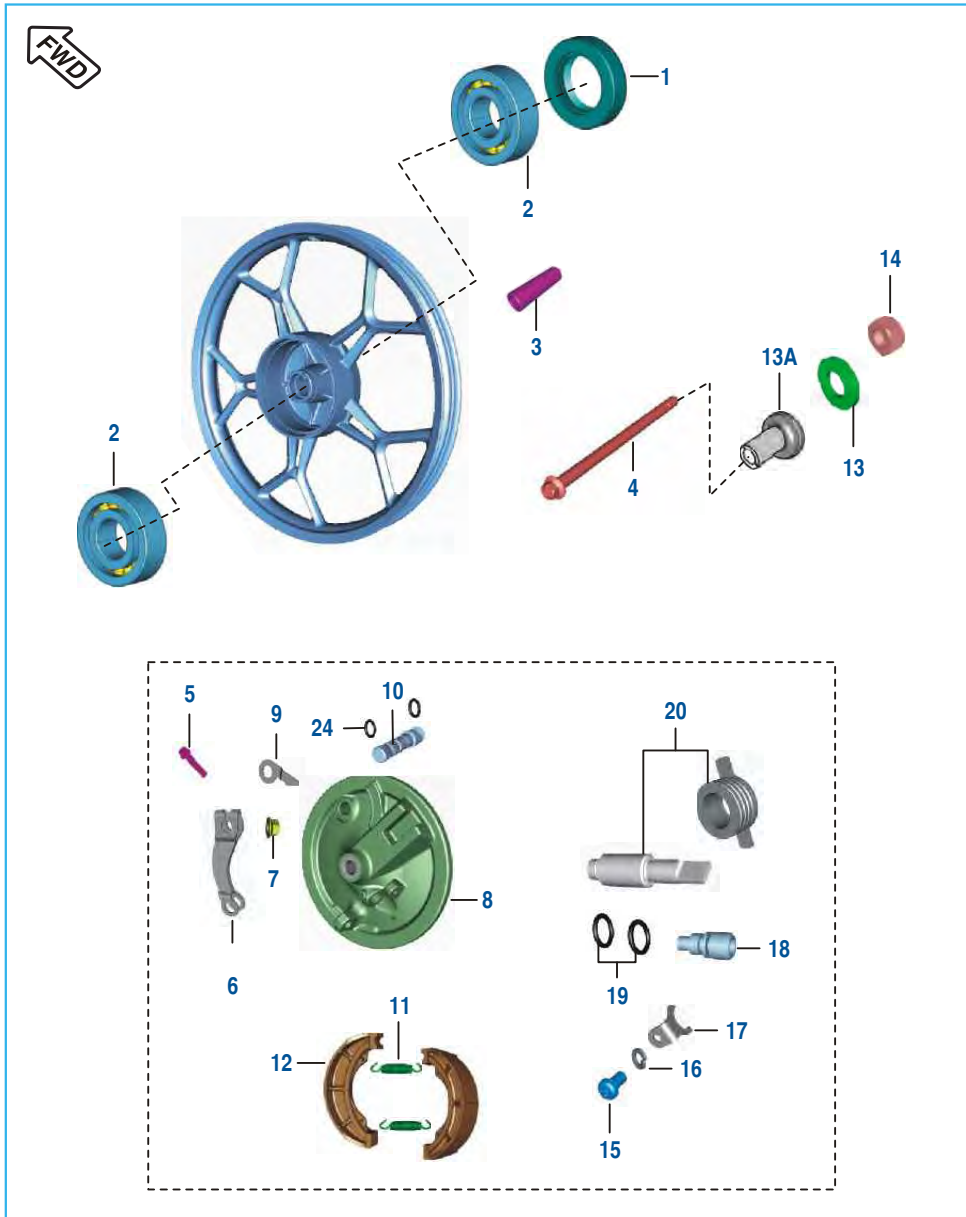
No.	Part No.	Description	Qty.		Remarks
			150S	150F	
1	PA 1132 06	Stand Center	1	1	
2	JZ 1132 04	Stand Side	1	1	
3	PA 1132 04	Damper Center Stand	1	1	
4	JZ 1132 14	Shaft Center Stand	1	1	
5	JZ 1132 09	Spring M-Stand With Cover	1	1	
6	KH AA32 30	Pin - Cotter	1	1	
7	DF 1611 02	Bolt For Side Stand Mtg.	1	1	
8	JZ 1132 10	Spring Side Stand With Cover	1	1	
9	KC HB10 12	Nut - Nyloc	1	1	
10	JZ 4036 01	Magnet Holder	-	1	

Tube / Tyre / Rim



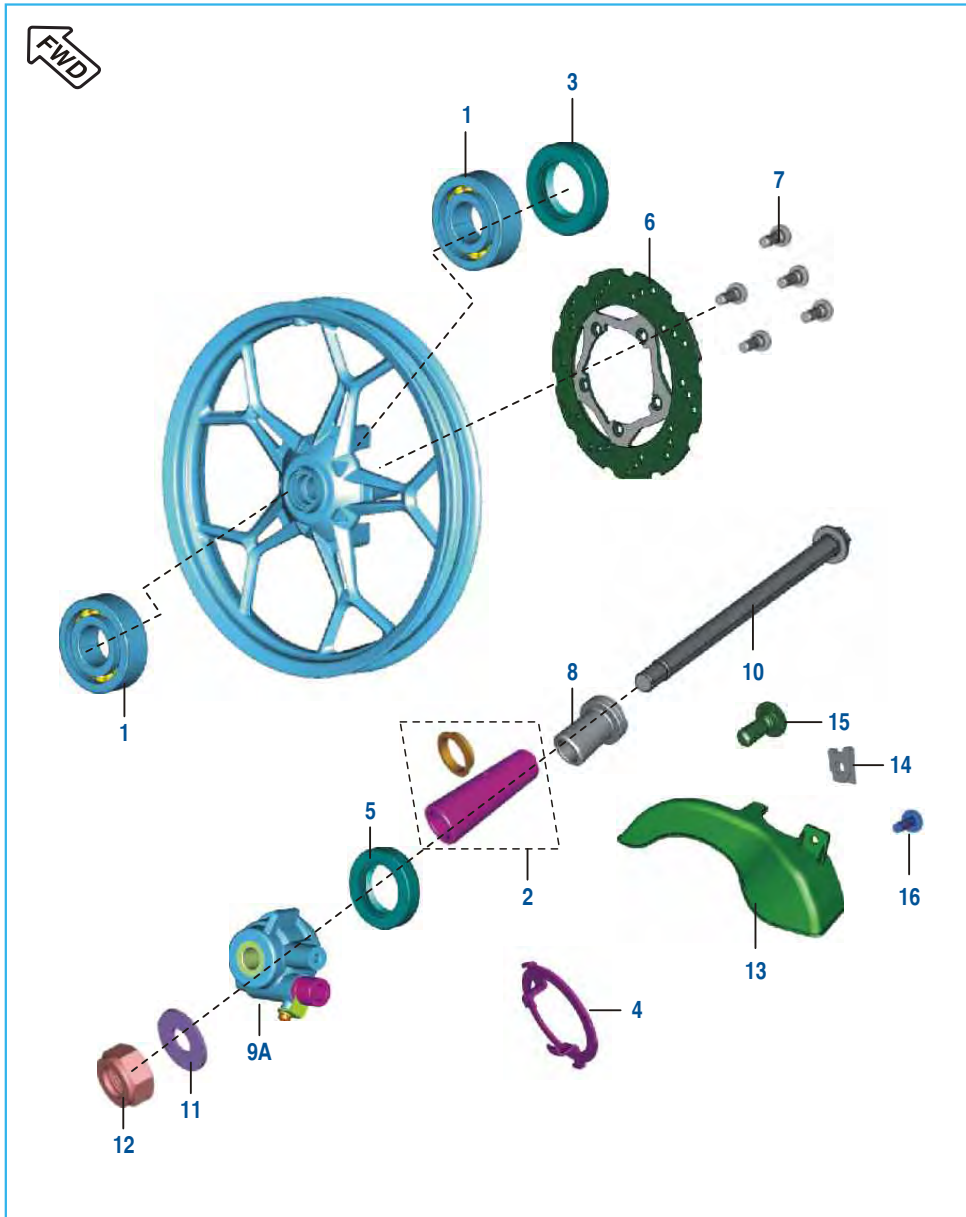
No.	Part No.	Description	Qty.		Remarks
			150S	150F	
1	PA 1310 48	Wheel Front 1.84X17	1	-	Drum Brake
1A	JZ 1310 37	Wheel Front 1.84X17	1	1	Disc Brake
2	JF 1310 10	Tyre Front 80/100	1	1	Tubeless
3	DK 1510 26	Valve Tubeless Tyre	2	2	Tubeless
4	JZ 1312 61	Wheel Rear 2.15X17	1	1	
5	JF 1312 11	Tyre Rear 100/90	1	1	Tubeless

Front Hub (Drum Brake)



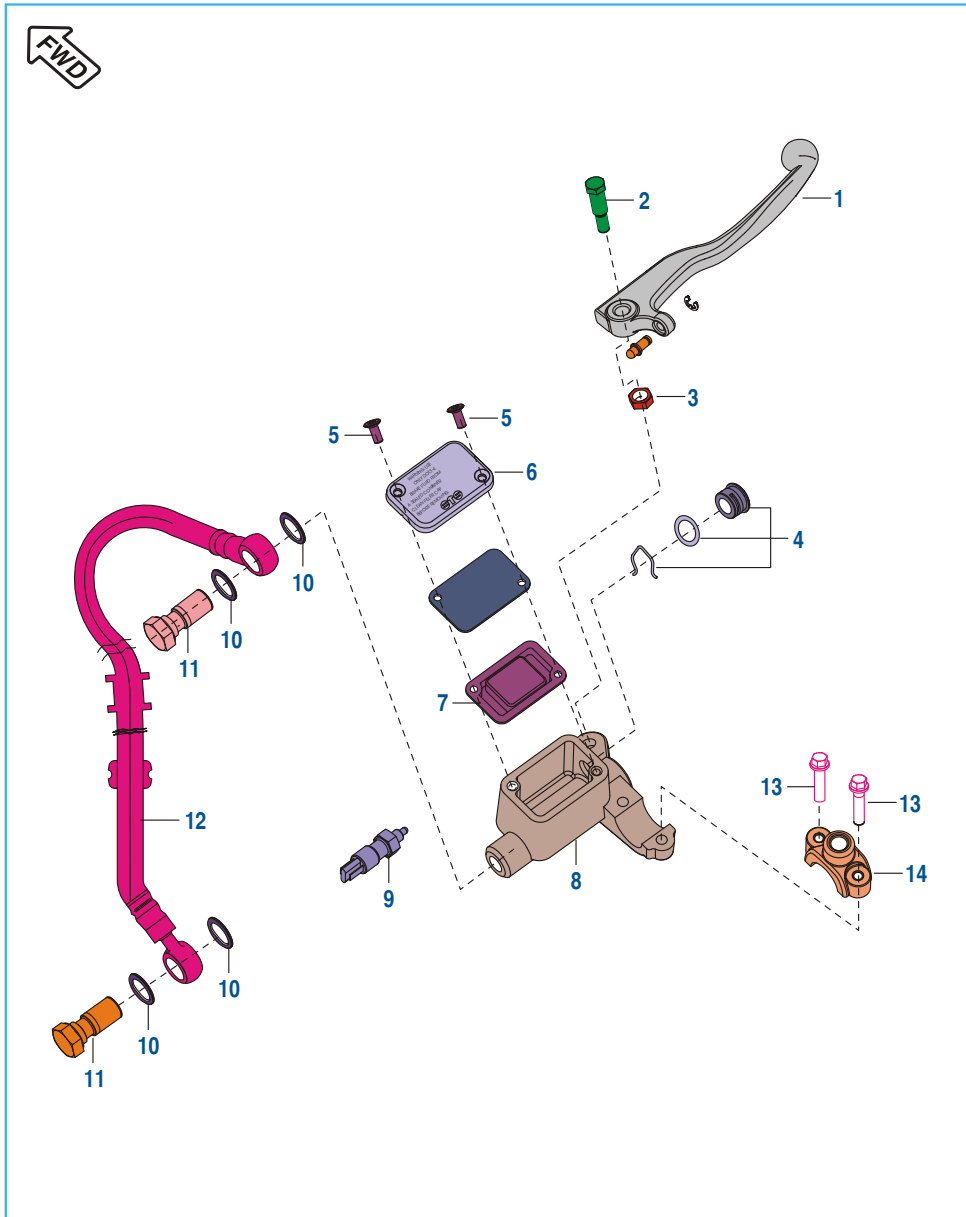
No.	Part No.	Description	Qty.		Remarks
			150S	150F	
1	30 1510 33	Oil Seal	1	-	
2	KP BB63 01	Bearing Ball	2	-	
3	30 1510 32	Collar Bearing	1	-	
4	JB 1310 17	Axle Front Wheel	1	-	
5	KA EF06 30	Bolt	1	-	
6	DS 1510 92	Lever Brake Cam	1	-	
7	DS 1510 94	Nut	1	-	
8	JZ 1318 84	Panel Assly Front Brake	1	-	
9	DS 1510 91	Indicator	1	-	
10	DS 1510 89	Cam Brake Assly.	1	-	
11	30 1510 69	Spring	2	-	
12	JN 1318 12	Shoe Brake Assly	2	-	
13	JB 1310 18	Plain Washer	1	-	
13A	JB 1310 22	Spacer + Dust Seal	1	-	
14	59 1500 03	U Nut (M12)	1	-	
15	KB BM04 08	Pan Headed Screw	1	-	
16	KD DB04 08	Washer Spring	1	-	
17	30 1511 18	Stopper for Bushing	1	-	
18	JA 1316 06	Bushing Speedo Gear	1	-	
19	39 1013 21	'O' Ring	2	-	Speedo Cable
20	36 DS 15 02	Speedometer Gear Kit	1	-	

Front Hub (Disc brake)



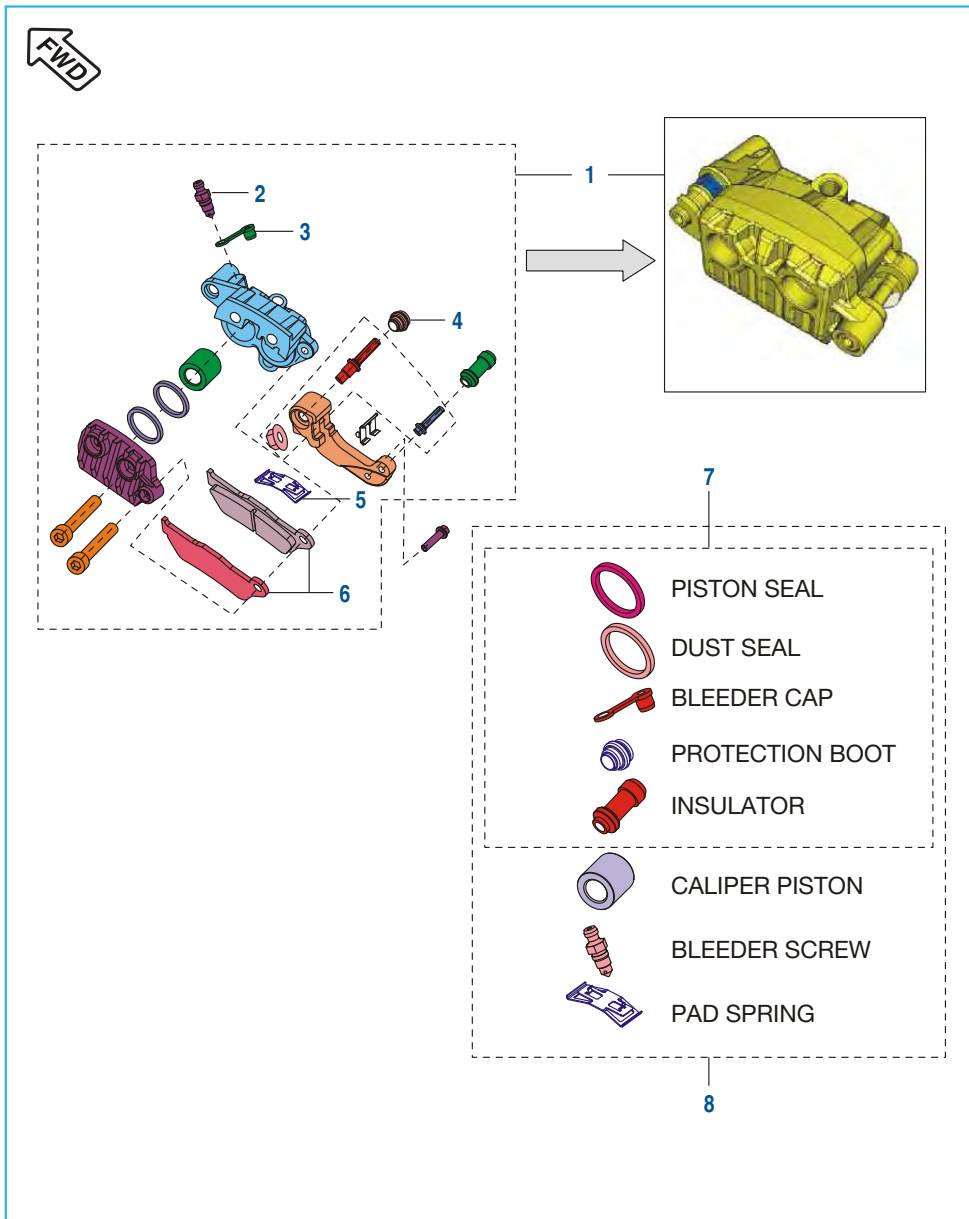
No.	Part No.	Description	Qty.		Remarks
			150S	150F	
1	KP BB63 01	Bearing - Ball 6301 RS1/C3	2	2	(12X37X12)
2	DE 1510 06	Spacer Assembly	1	1	
3	30 1510 33	Seal - Oil	1	1	
4	DE 1510 12	Plate - Drive For	1	1	Speedometer Gear
5	DE 1510 08	Seal - Oil	1	1	
6	JZ 1318 17	Disc Brake - 240 Mm	1	1	
7	JD 1318 11	Special Bolt M-8	5	5	
8	JN 1310 03	Spacer	1	1	N.S
	DS 1510 58	Spacer	1	1	Alternate
9	JZ 1316 01	Case Meter Assy - Gear	1	--	
9A	JZ 4024 13	Case Meter + Sensor	--	1	
10	JB 1310 17	Axle Front	1	1	
11	JB 1310 18	Plain Washer	1	1	
12	59 1500 03	U Nut M12	1	1	
13	JN 1812 06	Cover Disc	1	1	
14	JN 1812 11	Clip Nut - M6	1	1	Disc Cover Mtg.
15	LB U000 04	Step Bolt - M5x12L- 4.8	1	1	Disc Cover Mtg.
16	LB U000 06	Screw Truss- M6	--	1	Disc Cover Mtg.

Front Master Cylinder (Disc brake)



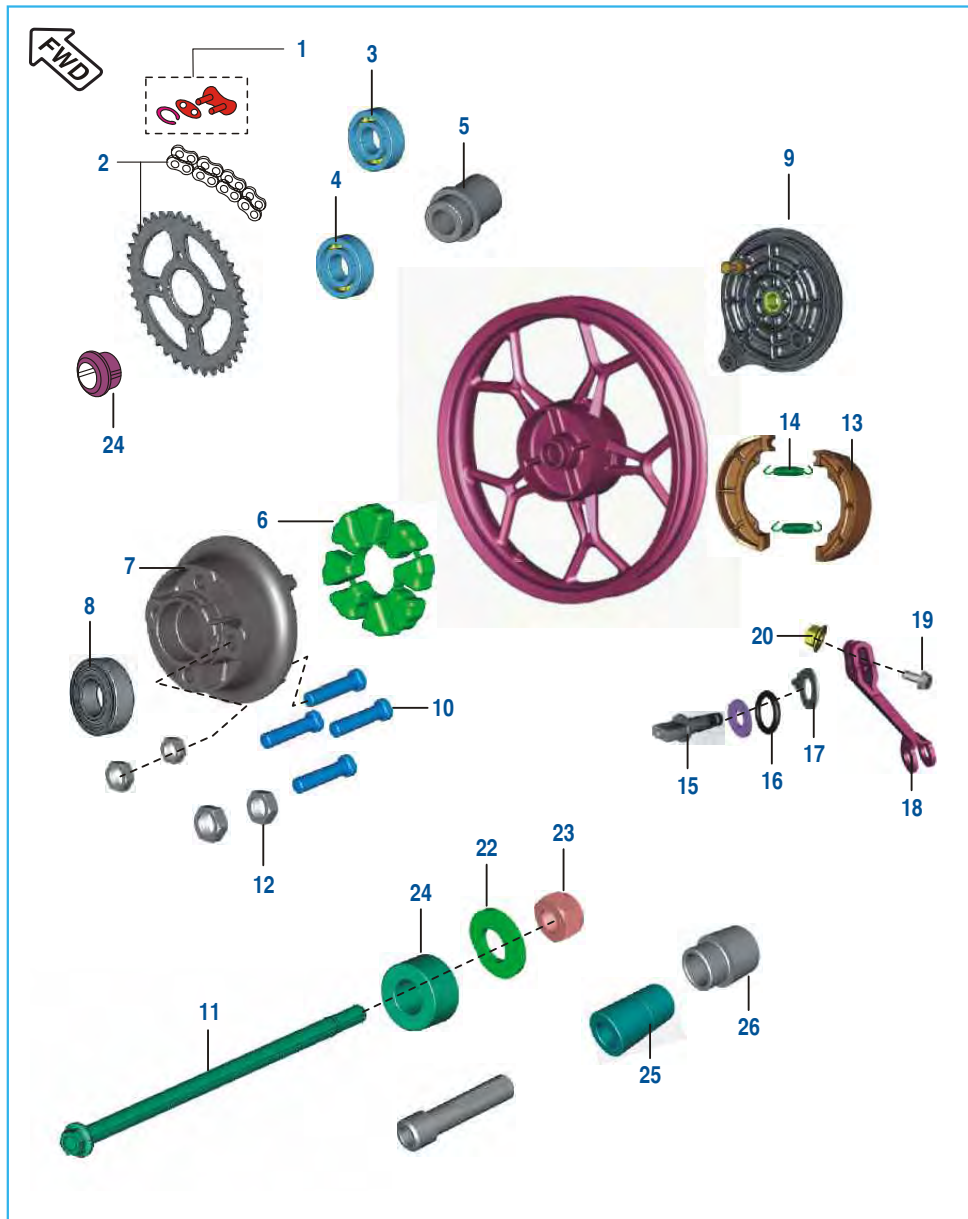
No.	Part No.	Description	Qty.		Remarks
			150S	150F	
1	DJ 1910 06	Lever Front Brake	1	1	
2	DE 1910 31	Bolt Front Lever	1	1	
3	DE 1910 32	Nut	1	1	
4	DE 1910 35	Oil Window Kit	1	1	
5	DE 1910 30	Screw	2	2	
6	DE 1910 29	Cover - Reservoir	1	1	
7	DE 1910 28	Diaphragm	1	1	
8	DE 1510 15	Master Cylinder with lever	1	1	Complete
9	DE 2010 16	Switch	1	1	
	DJ 2011 00	Switch	1	1	alt for DE201016
10	DE 1910 10	Washer - Copper	4	4	
11	DE 1910 11	Bolt - Banjo	2	2	
12	JN 1318 00	Hose Assembly	1	1	
13	LA D000 37	Bolt Flanged	2	2	
14	DE 1910 33	Clamp - Holder : RH	1	1	

Front Caliper Assembly (Disc brake)



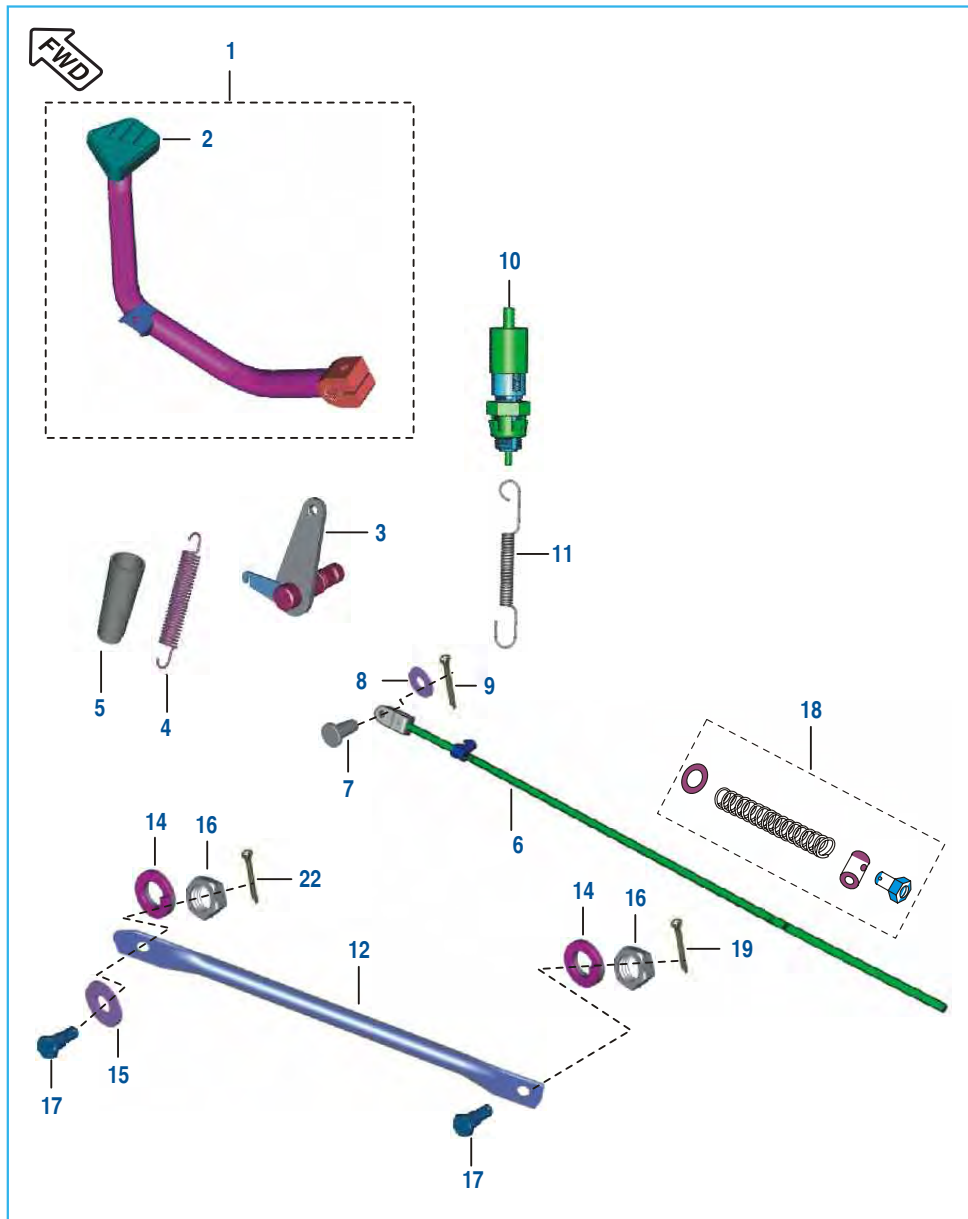
No.	Part No.	Description	Qty.		Remarks
			150S	150F	
1	JD 1318 13	Caliper Assy Brake Front	1	1	
2	DJ 1510 69	Screw Bleeder	1	1	
3	DJ 1510 70	Bleeder Cap	1	1	
4	JL 1318 07	Boot	1	1	
5	DJ 1510 68	Spring	1	1	
6	JW 1318 07	Brake Pad Set	1	1	
7	36 DK00 67	Kit Caliper Minor with Grease	1	1	
8	36 DK00 68	Kit Caliper Major with Grease	1	1	

Rear Hub



No.	Part No.	Description	Qty.		Remarks
			150S	150F	
1	JD 1410 03	Drive Chain Lock	1	1	Refer Page No. 115
2	36 JZ01 31	Kit Chain Sprocket	1	1	
3	KP BB62 02	Bearing ball C3 Clearance	1	1	
4	KP BB63 02	Bearing ball C3 Clearance	1	1	
5	30 1510 75	Collar-Bearing	1	1	
6	DK 1510 94	Coupling Rubber	1	1	
7	DS 1510 68	Coupling	1	1	
8	39 2240 20	Ball Bearing	1	1	
9	JZ 1318 13	Panel Rear Brake	1	1	
10	DS 1510 73	Stud	4	4	
11	JZ 1312 45	Axle Rear	1	1	
12	LC B000 05	Nut U Flange	4	4	
13	JN 1318 12	Shoe Brake Assly	2	2	
14	30 1510 69	Spring	2	2	
15	DS 1510 96	Cam Brake Assly.	1	1	Alternate
16	30 1510 11	Cam Brake Assly.	1	1	
17	30 1510 38	'O' Ring	1	1	
18	DS 1510 90	Wear Indicator	1	1	
19	JZ 1318 03	Lever Cam Brake	1	1	
20	KA EF06 30	Hex Bolt with Flange	1	1	
21	DS 1510 94	Flange Nut	1	1	
22	39 0801 15	Hex Nut M20	1	1	
23	39 2567 11	Washer Plain	1	1	
24	DH 1710 19	Nut - U M12	1	1	
25	JZ 1312 44	Collar Assy	1	1	
26	DX 1510 22	Collar	1	1	
27	JF 1312 12	Sleeve	1	1	
28	LD B000 01	Plain Washer Dia 32	1	1	
29	39 0801 15	Nut Hex M20X1	1	1	

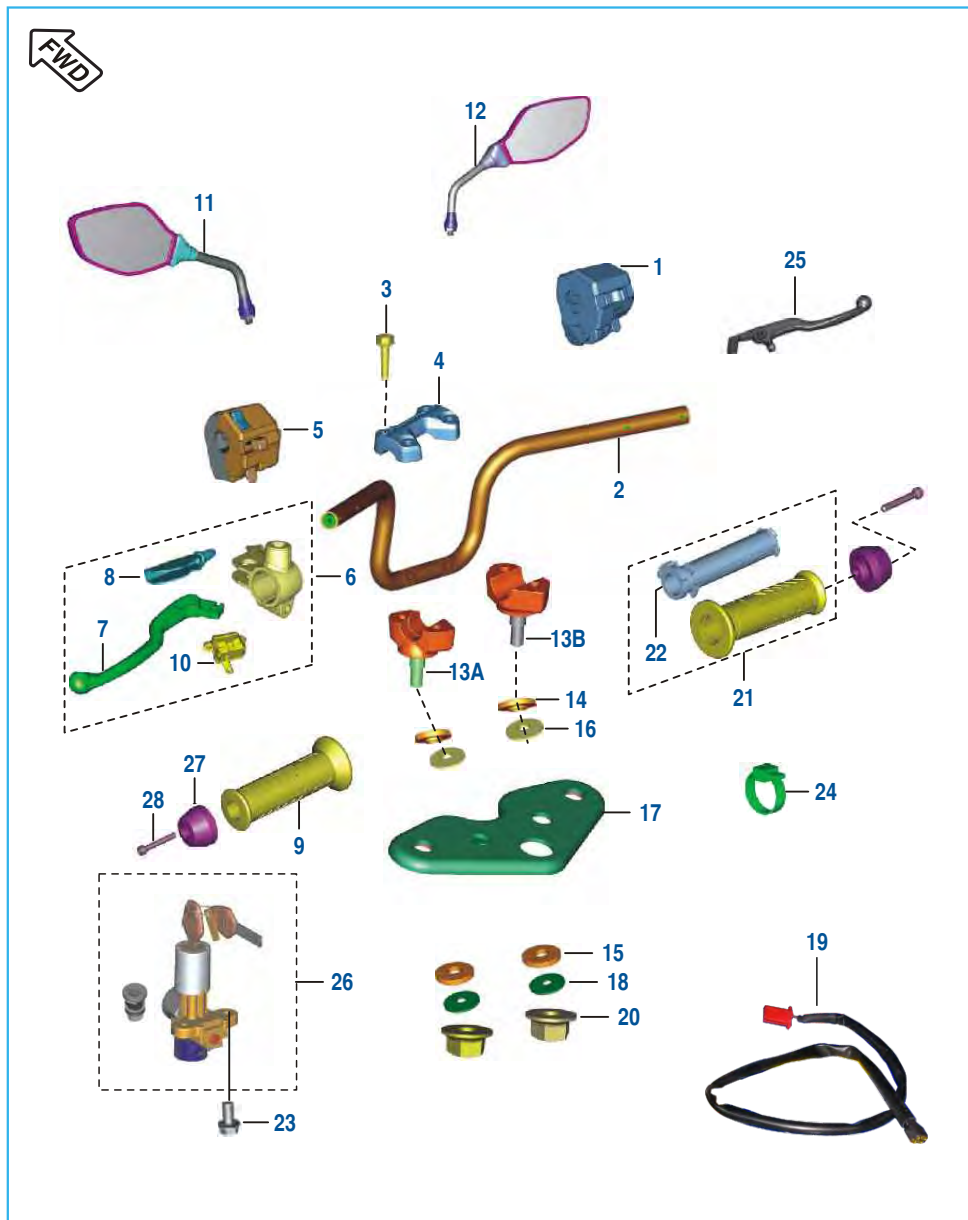
Rear Brake Pedal



No.	Part No.	Description	Qty.		Remarks
			150S	150F	
1	JZ 1610 09	Assly Brake Pedal	1	1	
2	JZ 1610 19	Pad Brake Pedal	1	1	
3	JZ 1610 11	Shaft Assly Brake Lever	1	1	
4	JD 1610 02	Spring Brake Pedal	1	1	
5	JD 1610 06	Sleeve Brake Return Spring	1	1	
6	JZ 1318 10	Brake Rod	1	1	
7	JZ 1318 75	Pin Brake Rod	1	1	
8	39 0198 11	Washer - Plain	1	1	
9	KH AA20 15	Pin - Split	1	1	
10	31 2010 79	Rear Brake Switch	1	1	
11	JM 1910 14	Spring Brake Switch	1	1	
12	DS 1510 25	Rod - Torque	1	1	
13	30 1510 96	Bolt - Hexagon	1	1	
14	39 0789 12	Washer - Spring	2	2	
15	39 1540 11	Washer - Plain	1	1	
16	39 0694 15	Nut - Hexagon Lock	2	2	M8 X 1.25
17	DH 1510 29	Bolt - Step :- Torque Rod	1	1	
18	36 DK00 17	Kit Hardware Br Rod	1	1	
19	39 0807 08	Pin - Split	2	2	

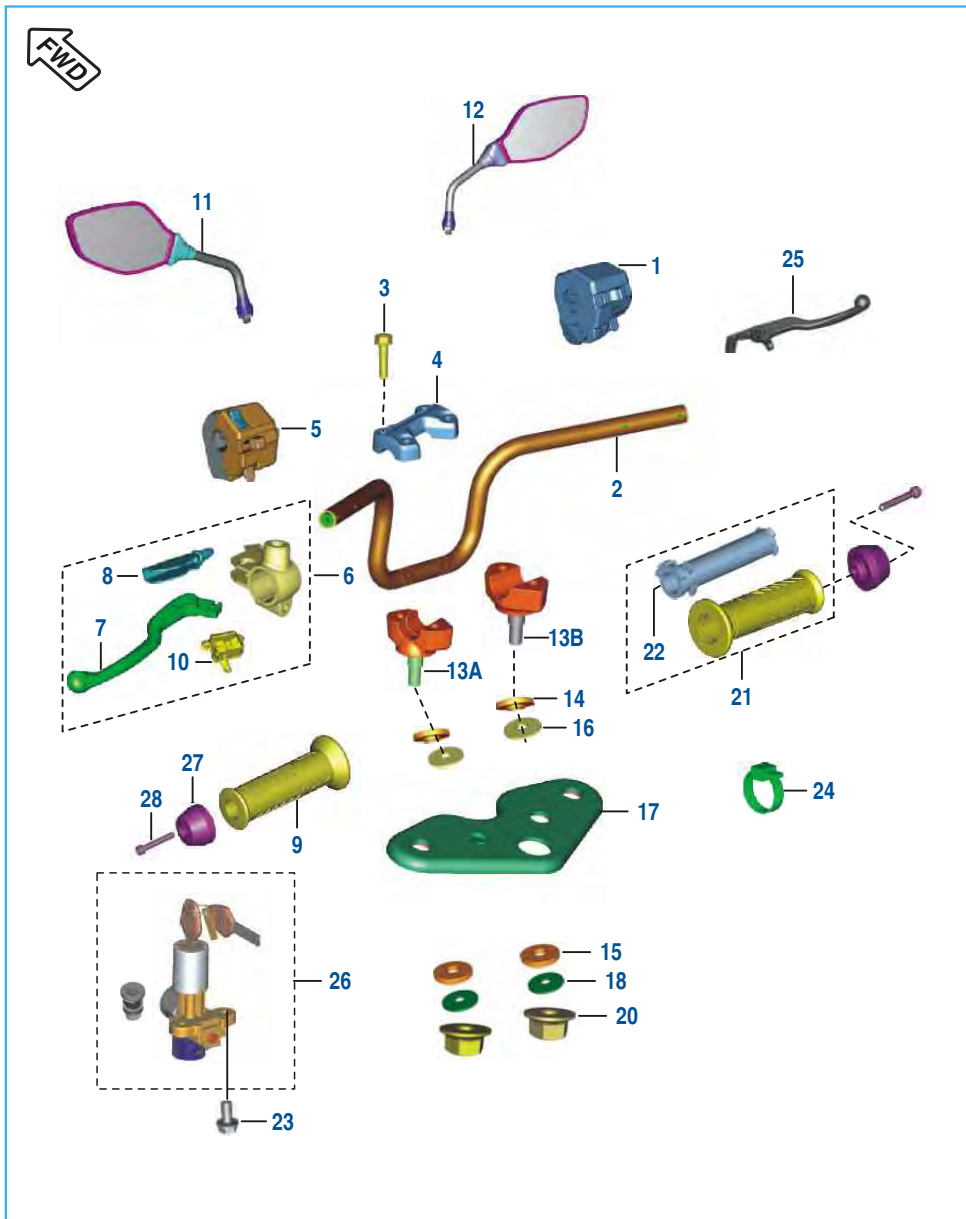


Handle Bar Assly



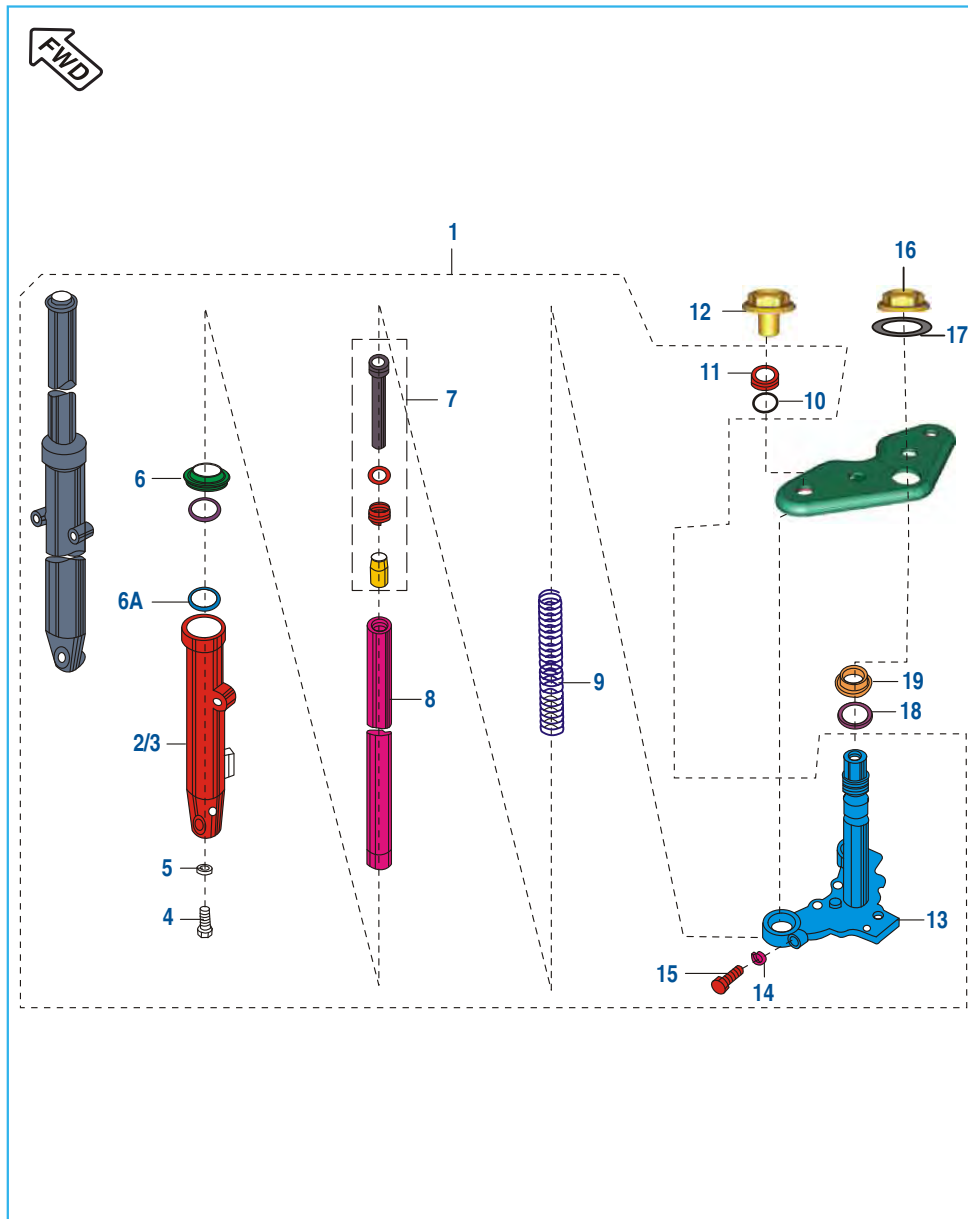
No.	Part No.	Description	Qty.		Remarks
			150S	150F	
1	PA 4014 05	Control Switch RH	1	--	
1A	PA 4014 07	Control Switch RH	--	1	
2	JZ 1510 70	Handle Bar	1	1	
3	39 1074 04	Bolt - Flanged	4	4	
4	JZ 1810 18	Holder Handle Upper	1	1	
5	JB 4014 00	Control Switch LH	1	--	
	JZ 4014 10	Control Switch LH	--	1	
6	JZ 1610 30	Lever & Support Holder LH	1	--	Not Implemented
	JZ 1610 23	Lever & Support Holder LH	1	--	
	PA 1510 12	Lever & Support Holder LH	--	1	
7	DJ 1910 83	Lever Grip Left	1	1	
8	DS 1910 52	Lever Boot LH For	1	1	
9	JZ 1510 64	Hand Grip LH	1	1	
10	JZ 4014 03	Clutch Switch	1	--	
	PA 4014 10	Clutch Switch	--	1	
11	JZ 2316 00	Mirror LH	1	1	
12	JZ 2316 01	Mirror RH	1	1	
13A	JZ 1810 17	Holder Handle Lower LH	1	1	
13B	JZ 1810 16	Holder Handle Lower RH	1	1	
14	JZ 1510 78	Damper Handle Upper	2	2	
15	JZ 1510 79	Damper Handle Lower	2	2	
16	DS 1810 07	Washer Handle Upper	2	2	
17	JZ 1510 45	Holder Fork Upper	1	1	
18	DS 1810 10	Washer Handle Lower	2	2	
19	DJ 2011 08	Cable Front Brake Switch	1	1	
20	39 2249 15	Nut	2	2	N.S
21	JZ 1510 65	Hand Grip RH	1	1	
22	PA 1510 23	Pipe Throttle	1	1	

Handle Bar Assly



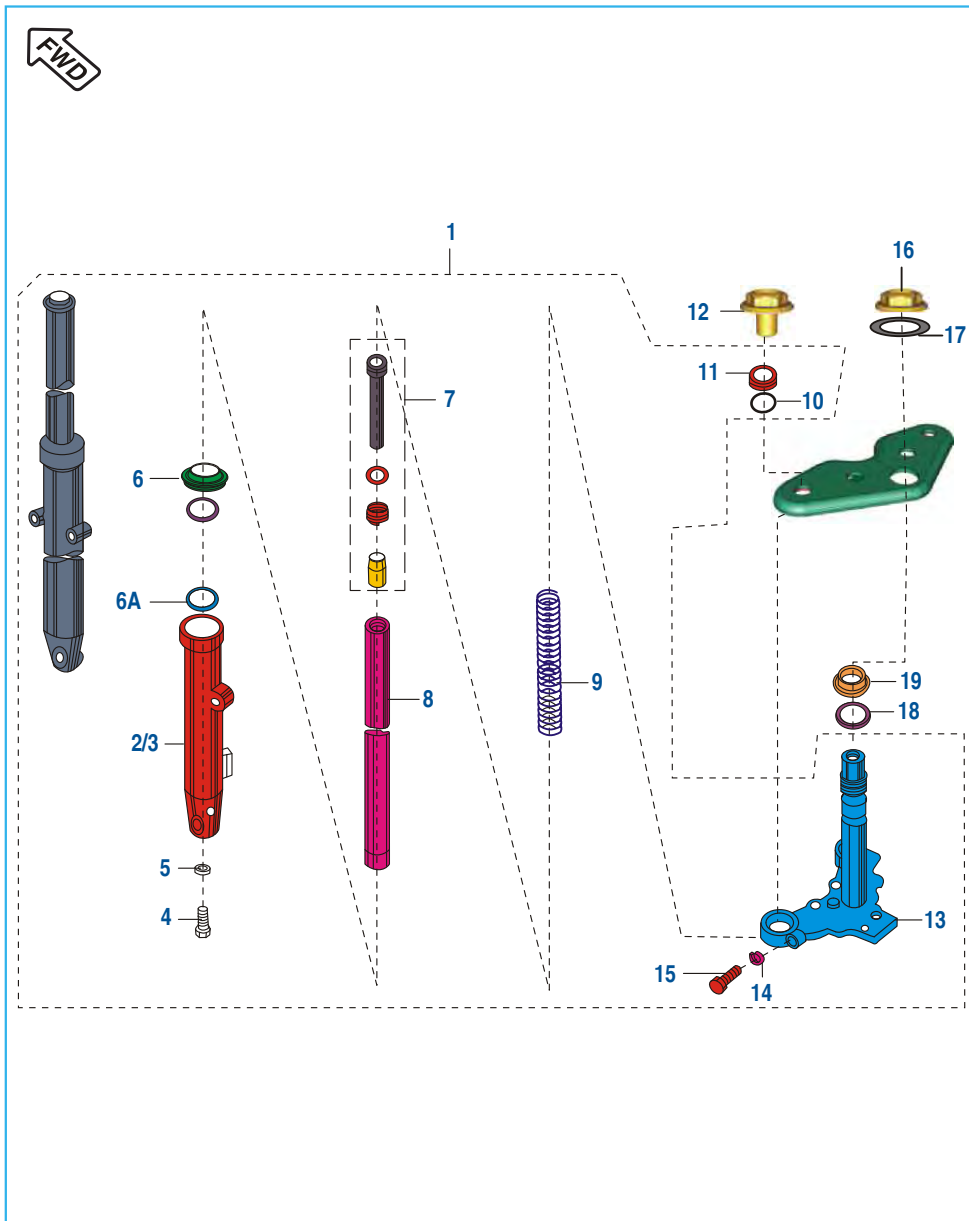
No.	Part No.	Description	Qty.		Remarks
			150S	150F	
23	39 1912 04	Bolt Flange	2	2	
	39 1902 04	Bolt Flange	2	2	alt for 39191204
24	PA 4022 04	Band	2	2	
25	DX 1910 09	Lever Grip RH	1	-	
	DJ 1910 06	Lever Grip RH	-	1	
26	YP A130 14	Lock Set	1	1	Refer page no. 117
27	JZ 1510 69	Handle Bar Weight	2	2	
28	LA C000 31	Bolt Socket Head M6X40	2	2	
29	DJ 2011 09	Front Brake Switch	1	1	N.I

Front Fork



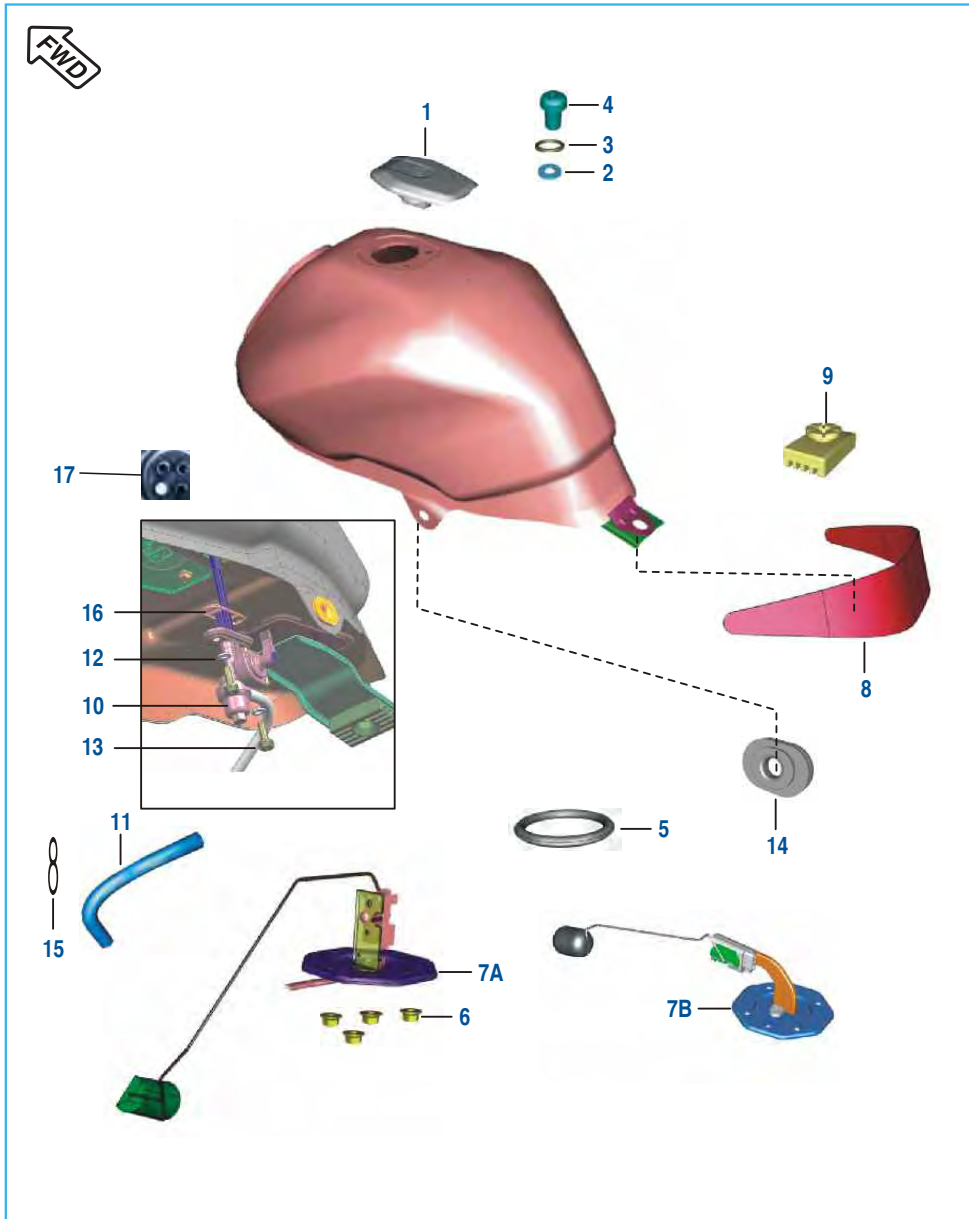
No.	Part No.	Description	Qty.		Remarks
			150S	150F	
1	PA 1210 12	Assly Front Fork	1	-	Drum Brake
	JZ 1210 43	Assly Front Fork	1	-	Disc Brake
	JZ 1210 18	Assly Front Fork	-	1	
2	PA 1210 15	Tube Outer LH	1	-	Drum Brake
	JZ 1210 20	Tube Outer LH	1	1	Disc Brake
3	PA 1210 16	Tube Outer RH	1	-	
	JZ 1210 22	Tube Outer RH	1	1	Disc Brake
4	KA CF08 30	Bolt Socket Head	2	2	
5	30 1810 26	Gasket	2	2	
6	DD 1810 32	Seal Dust	2	2	
6A	DL 1810 80	Seal Oil	2	-	Drum Brake
	PF 1210 73	Seal Oil	2	-	Disc Brake
7	JW 1510 23	Cylinder Complete Fork	2	-	Refer page no.117
	36 JZ00 40	Cylinder Complete Fork	2	2	Refer page no.117
8	JA 1510 13	Fork Pipe Spinning	2	-	
	JZ 1210 46	Fork Pipe Spinning	2	2	
9	PA 1210 17	Spring Main	2	2	
10	30 1810 29	'O' Ring	2	2	
11	DS 1810 12	Bolt Fork	2	2	
12	59 0400 06	Hex Bolt	2	2	
13	JZ 1210 15	Assembly Under Bracket	1	1	
	JZ 1210 38	Assembly Under Bracket	-	1	
14	39 0789 12	Washer Spring	2	2	
15	39 1181 01	Bolt Hexagon Head M8X40	2	2	
16	DS 1810 15	Cap Nut Fork	1	1	
17	DS 1810 16	Plain Washer	1	1	
18	JZ 1510 81	Washer Head Pipe Bottom	1	1	
19	JZ 1510 91	Seal Dust	1	1	

Front Fork



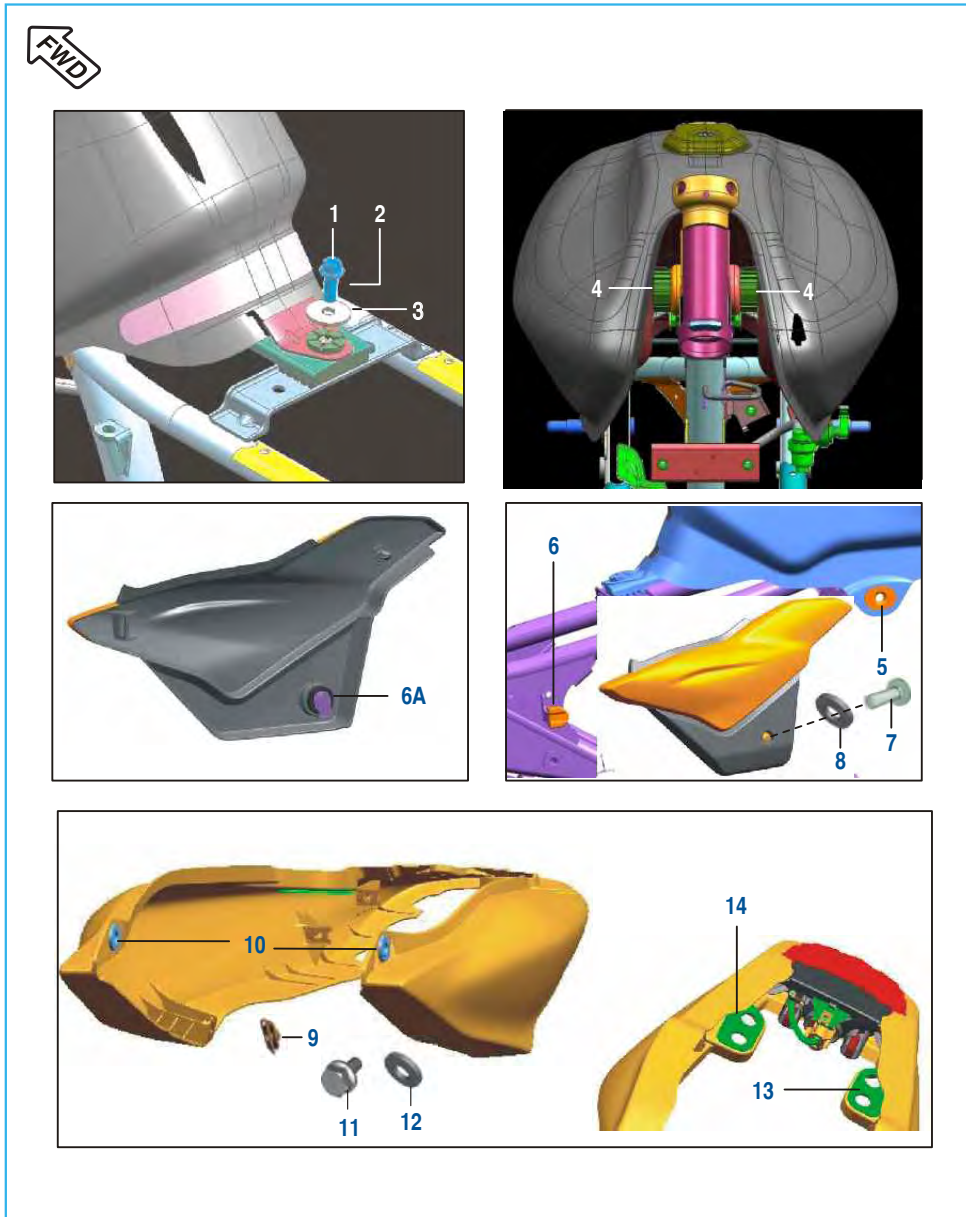
No.	Part No.	Description	Qty.		Remarks
			150S	150F	
20	JK 1210 07	Guide Bush	2	2	
21	JZ 1210 42	Clamp Hose	-	1	
22	KA DD06 30	Bolt Flanged	-	1	
23	JW 1510 29	Spacer Tube	2	2	Disc Brake N.S
24	DM 1810 10	Washer	2	2	Disc Brake

Petrol Tank, Cap Tank and Gauge Fuel



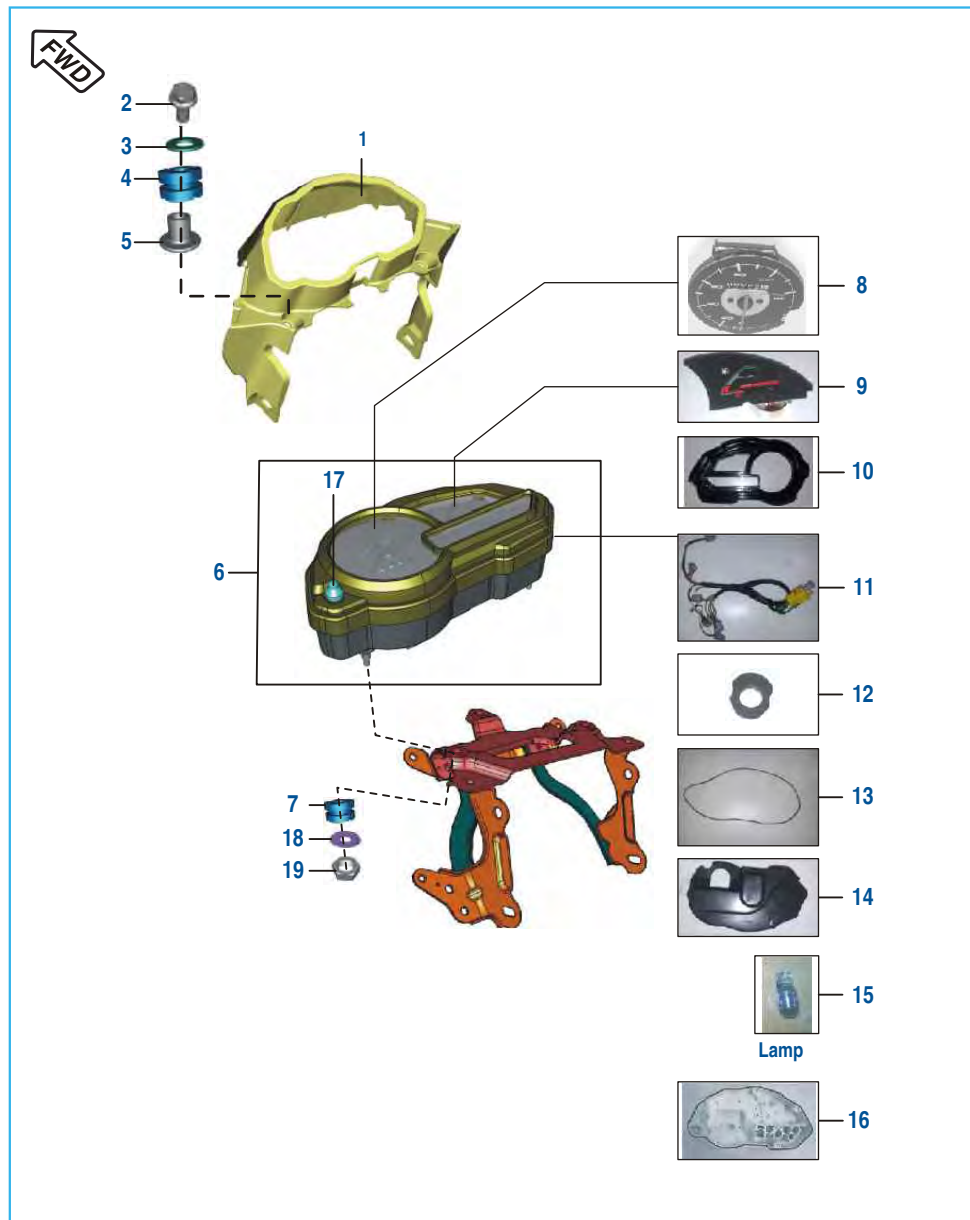
No.	Part No.	Description	Qty.		Remarks
			150S	150F	
1	JZ 1710 04	Cap Fuel Tank	1	1	
2	39 2179 24	Washer	2	2	
3	30 1410 31	Ring - 'O'	2	2	
4	AP 1012 55	Screw Pan Cross - M5	2	2	
5	39 2758 21	Ring - O I.D. 40 X 5	1	1	N.S
	DK 1410 28	Ring - O I.D. 40 X 5	1	1	Alternate
6	KC GA05 05	Nut - Flange :- M5	4	4	
7	JZ 4026 00	Gauge Fuel Tank	1	--	
7B	JZ 4026 02	Gauge Fuel Tank	--	1	
8	JZ 1710 17	Tape Seat	1	1	
9	JD 1110 52	Grommet Tank mtg	1	1	
10	JZ 1718 07	Fuel Tap	1	1	
11	JZ 1718 29	Pipe Fuel	1	1	
12	39 0740 11	Washer (Non-Metallic)	2	2	
13	DD 1412 27	Bolt - Flanged	2	2	
14	DS 1410 12	Grommet Side Cover	2	2	
15	DK 1410 41	Pipe Clip	2	2	
16	30 1410 39	Packing	1	1	
17	DZ 1410 75	4 Valve Washer	1	1	

Fittings - Petrol Tank Cover, Side Covers & Cover Seat



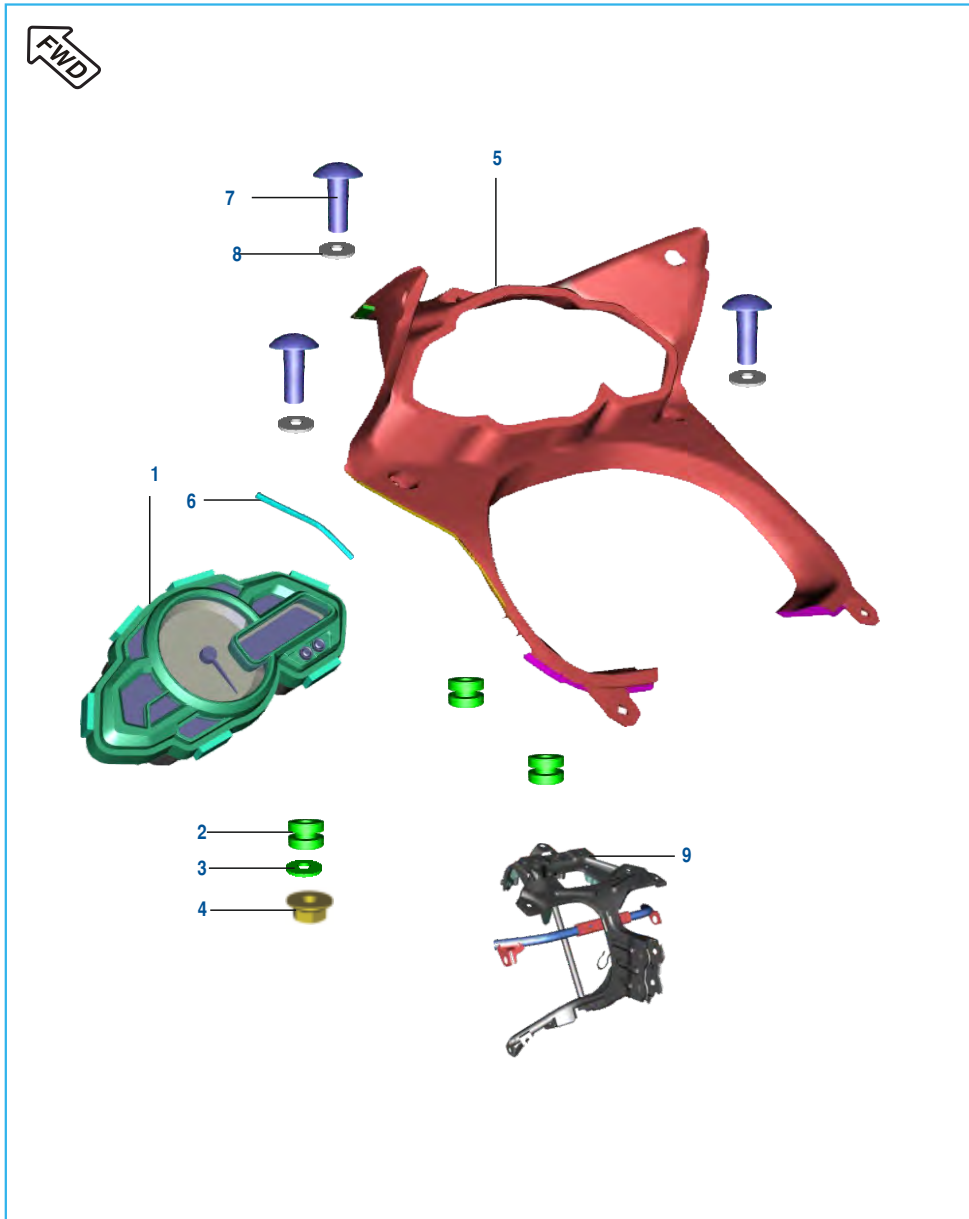
No.	Part No.	Description	Qty.		Remarks
			150S	150F	
1	KA ED08 20	Bolt Flange	1	1	
2	39 2424 11	Plain Washer	1	1	
3	JD 1110 52	Grommet Tank Mtg	1	1	
4	DJ 1410 08	Damper - Front	2	2	
5	DS 1410 12	Grommet- Side Cover: Fr	2	2	
6	JZ 1813 22	Grommet Side / C Rear	2	2	
6A	DU 1611 02	Damper For Lock	1	1	
7	DG 1611 21	Screw	1	1	
8	39 1789 24	Washer - Nylon	1	1	
9	DJ 1612 29	Clip Nut M5	2	2	
10	JL 1812 19	Grommet -1 Seat Cowl	2	2	
11	KA ED06 12	Bolt M6 X 12	2	2	
12	39 0722 11	Plain Washer	2	2	
13	LB U000 07	Screw Strus	2	2	
14	DH 1612 31	Lock With Key Side Cover	1	1	

Meter Assembly - 150 S



No.	Part No.	Description	Qty.		Remarks
			150S	150F	
1	PA 1812 26	Assembly Speedo Flap	1	--	
2	39 1552 04	Bolt Flange	3	--	
	JA 5612 11	Bolt Flange	3	--	Alternate
3	39 0711 11	Washer Plain -	3	--	
4	JC 1410 15	Grommet Tank Cover	3	--	
5	JC 1410 16	Collar Tank Cover	3	--	
6	PA 4024 22	Speedometer Assembly	1	--	
7	JG 1812 38	Grommet Dashboard	3	--	
8	PA 4024 24	Speedo & Trip with dial	1	--	
	YJ Z080 01	SPD MTR With Dial-JCPPL	1	--	
9	PA 4024 25	Gauge fuel assly with dial	1	--	
	YJ Z080 02	Fuel Gauge with Dial-JCPPL	1	--	
10	PA 4024 26	Cover Top Assly - Minda	1	--	
	YJ Z080 03	SPD MTR TopCover-JCPPL	1	--	
11	PA 4024 31	SPD MTR Harness-Minda	1	--	
	YJ Z080 04	SPD MTR Harness-JCPPL	1	--	
12	YJ Z080 08	Sealing Ring Meter-Minda	1	--	
13	PA 4024 28	Sealing Ring Top Cover	1	--	
	YJ Z080 06	Sealing Ring Top Cover	1	--	
14	YJ Z080 09	SPD MTR Back Cover-Minda	1	--	
	YJ Z080 07	SPD MTR Back Cover-JCPPL	1	--	
15	CM 2010 54	Lamp 12V,2W	6	--	Minda
	PA 4024 32	Lamp B Logo	1	--	Minda
	PA 4024 32	Lamp 12V 2W	5	--	JCPPL
	CM 2010 54	Lamp Speedo & Fuel meter	2	--	JCPPL
16	PA 4024 27	Housing-Minda	1	--	
	YJ Z080 11	Housing-JCPPL	1	--	
17	PA 4024 29	Knob Trip Grommet-Minda	1	--	
	YJ Z080 10	Knob Trip Grommet-JCPPL	1	--	
18	LD B000 07	Washer Plain	3	--	
19	39 0291 15	Nut Hexagoan	3	--	

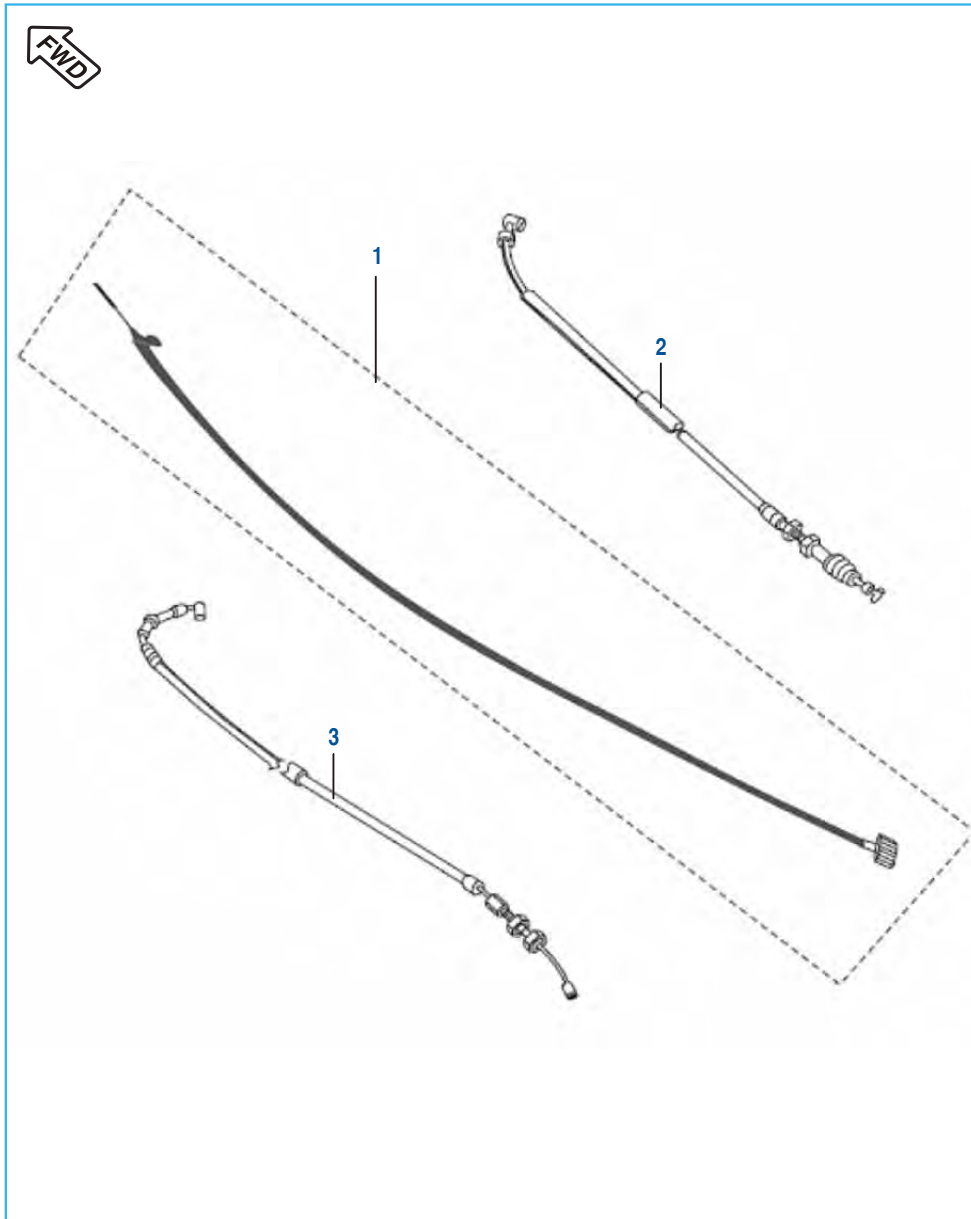
Speedo Meter & Speedo Flap - 150 F



No.	Part No.	Description	Qty.		Remarks
			150S	150F	
1	PA 4024 36	Speedometer Assly	-	1	N.S
2	JG 1812 38	Grommet Dash Board	-	3	
3	LD B000 07	Washer	-	3	
4	KC GA05 04	Hexagon Nut	-	3	
5	JZ 1813 61	Assembly Speedo Flap	-	1	
6	JZ 1813 23	Beading Speedo Flap	-	2	
7	KB UC05 14	Screw Truss	-	3	
8	39 1765 11	Washer Plain	-	3	
9	JZ 1812 73	Fairing Mounting Structure	-	1	

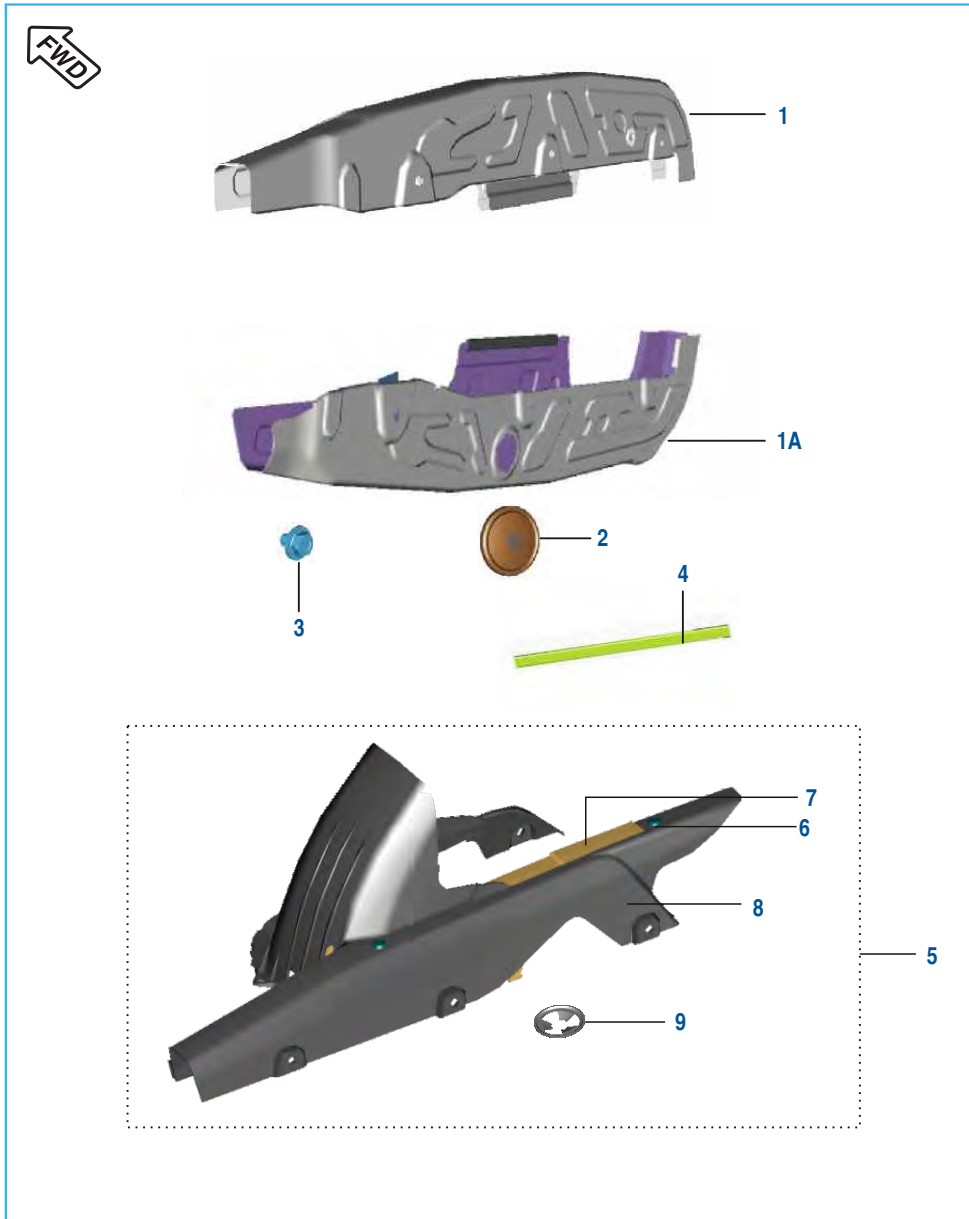


Cables



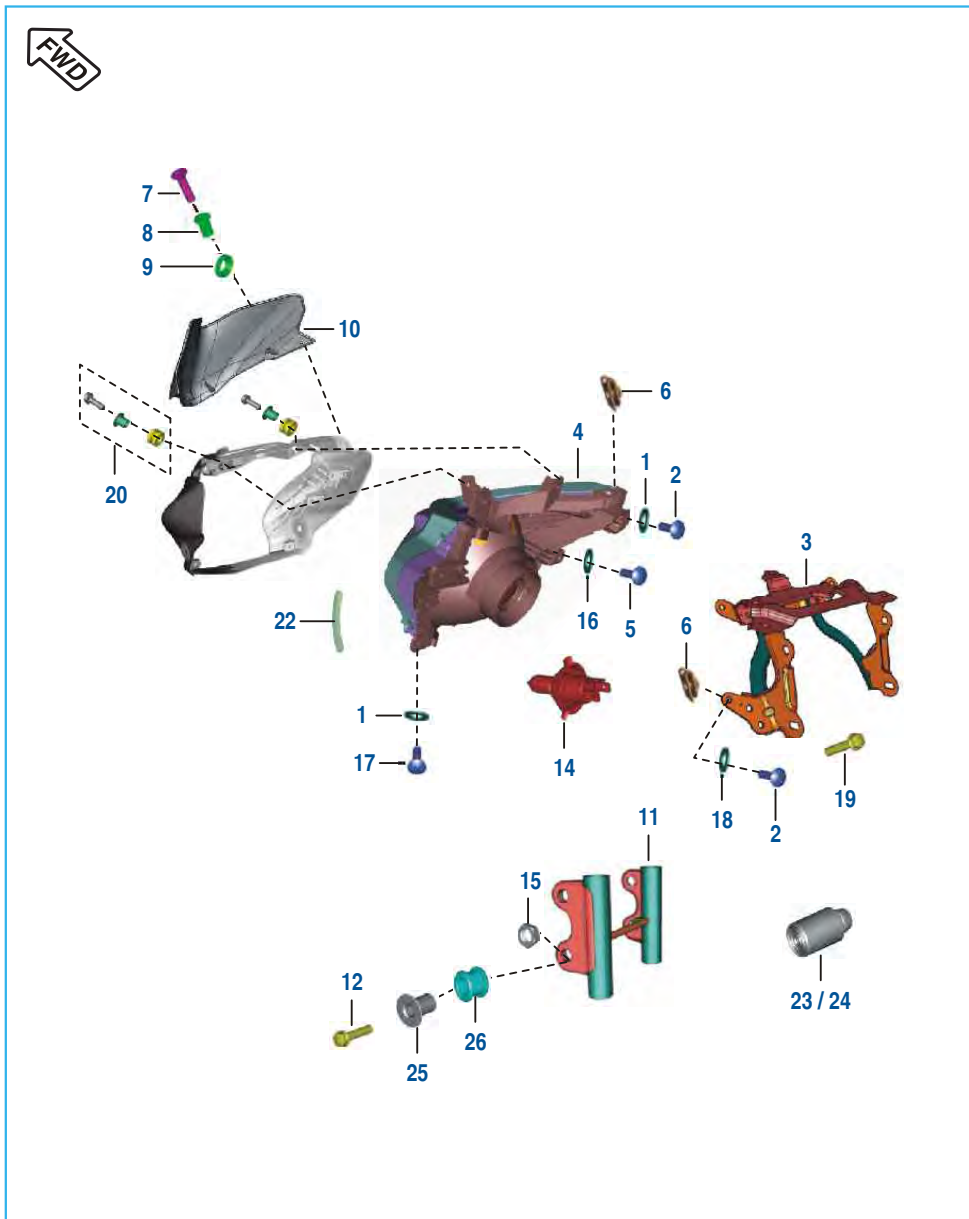
No.	Part No.	Description	Qty.		Remarks
			150S	150F	
1	JZ 1612 10	Cable Speedometer	1	-	N.I.
	JZ 1612 04	Cable Speedometer	-	1	
2	JZ 1612 07	Cable Accelerator	1	1	
3	JZ 1612 08	Cable Clutch	1	-	
	JZ 1612 23	Cable Clutch	-	1	
4	DS 1910 54	Brake Cable	1	-	

Chain Case



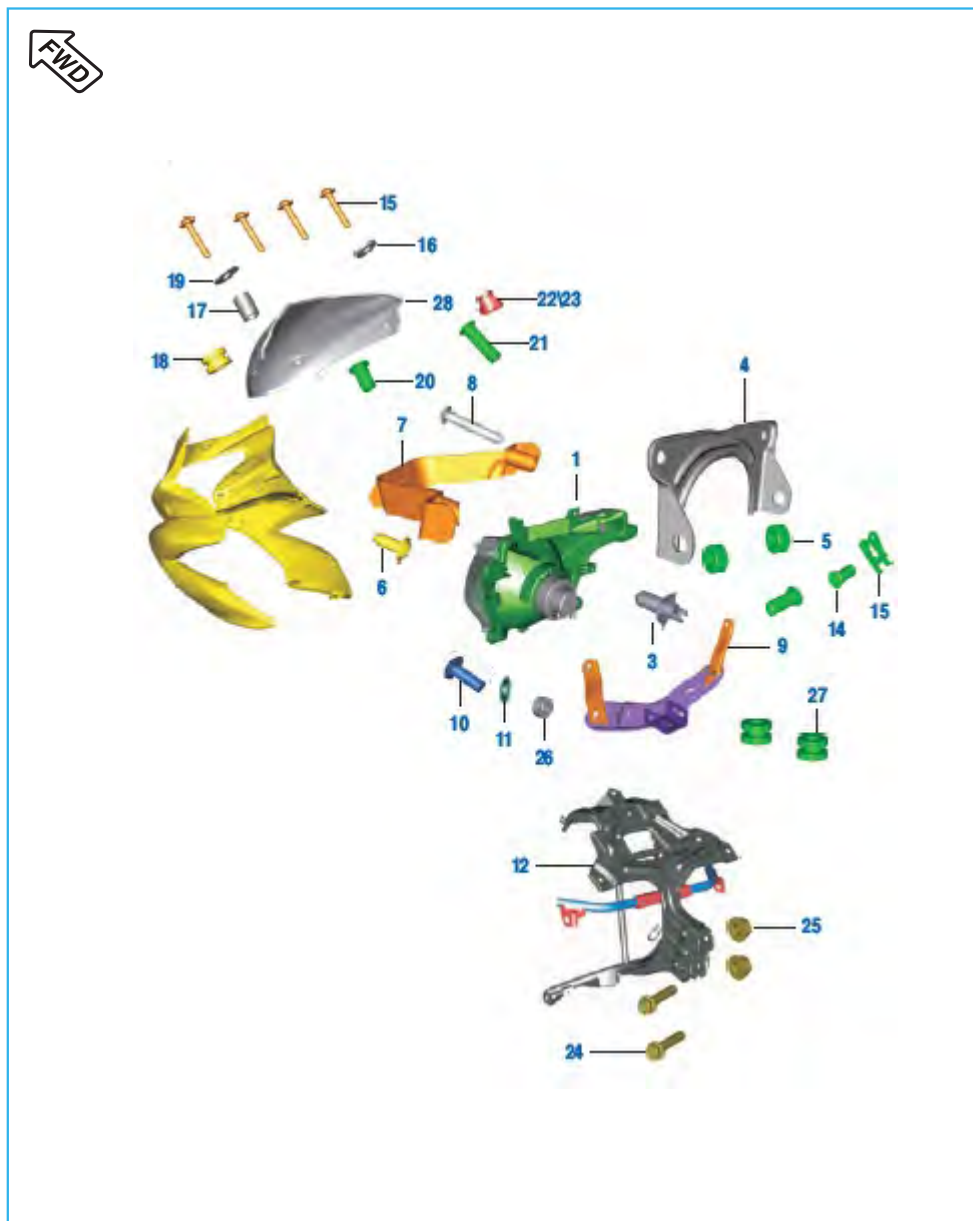
No.	Part No.	Description	Qty.		Remarks
			150S	150F	
1	JZ 1813 00	Assly Chain case Upper	1	1	
1A	JZ 1813 01	Assly Chain case Lower	1	1	
2	15 1610 69	Rubber Cap	1	1	
3	DH 1612 83	Bolt	6	6	
4	JZ 1813 38	Beading Chain Case	1	1	
5	JZ 1813 43	Half Chain Cover Assembly Chain Cover	1	1	For Latin America
6	JD 1812 34	Nail Plastic	2	2	
7	JZ 1812 16	Cover Chain Inner	1	1	
8	JZ 1813 44	Chin Cover	1	1	
9	01 1605 08	Lock Washer	2	2	

Head Lamp & Fairing - 150 S



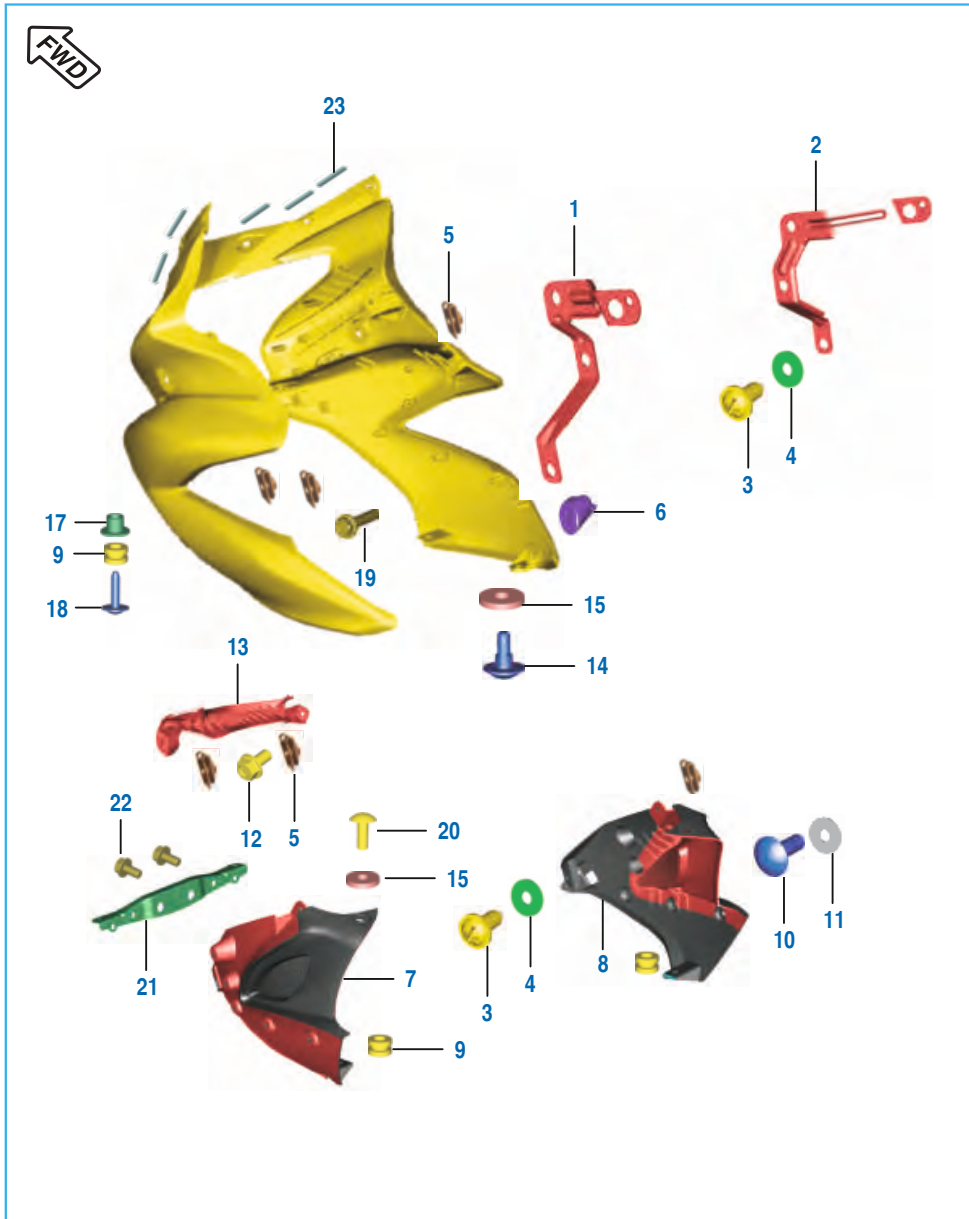
No.	Part No.	Description	Qty.		Remarks
			150S	150F	
1	KD BB05 12	Washer - Plain	9	--	
2	KB UC05 16	Screw	8	--	N.S
	LB U00 09	Screw	8	--	Alternate
3	PA 1812 27	Fairing Mounting Structure	1	--	
4	JZ 4010 43	Assembly Headlamp W/O Bulb	1	--	
5	39 1778 02	Screw - Tapping : 4 X 14	1	--	
6	DJ 1612 29	Clip Nut	6	--	
7	KB UE05 20	Screw	2	--	N.S
8	PA 1812 46	Nut Well - M5X0.8	2	--	
9	39 2141 24	Washer	2	--	(Non Metallic Washer)
10	JZ 1812 37	Windshield	1	--	
11	PA 1510 05	Assembly Lamp Shade	1	--	
12	LA D000 09	Bolt - Flange M8 X41L	4	--	N.S
13	JZ 4010 29	Wiring Harness Head Lamp	1	--	N.I.
14	CL 2010 23	Bulb (12V HS1 35/35W)	1	--	
15	39 0962 15	Nut M8	2	--	N.S
16	KD AA04 08	Washer Plain Small	1	--	
17	KB UB05 12	Screw	1	--	
18	39 1765 11	Washer	4	--	
19	KA DF06 14	Bolt	4	--	
20	36 JZ01 01	Kit Fairing Mtg	2	--	
22	JZ 1810 04	Foam Strip	4	--	
23	PA 1822 00	Damper Rubber RH	1	--	
24	PA 1822 01	Damper Rubber LH	1	--	
25	PA 1812 93	Collar	4	--	
26	PA 1812 92	Grommet	4	--	

Head Lamp & Fairing - 150 F



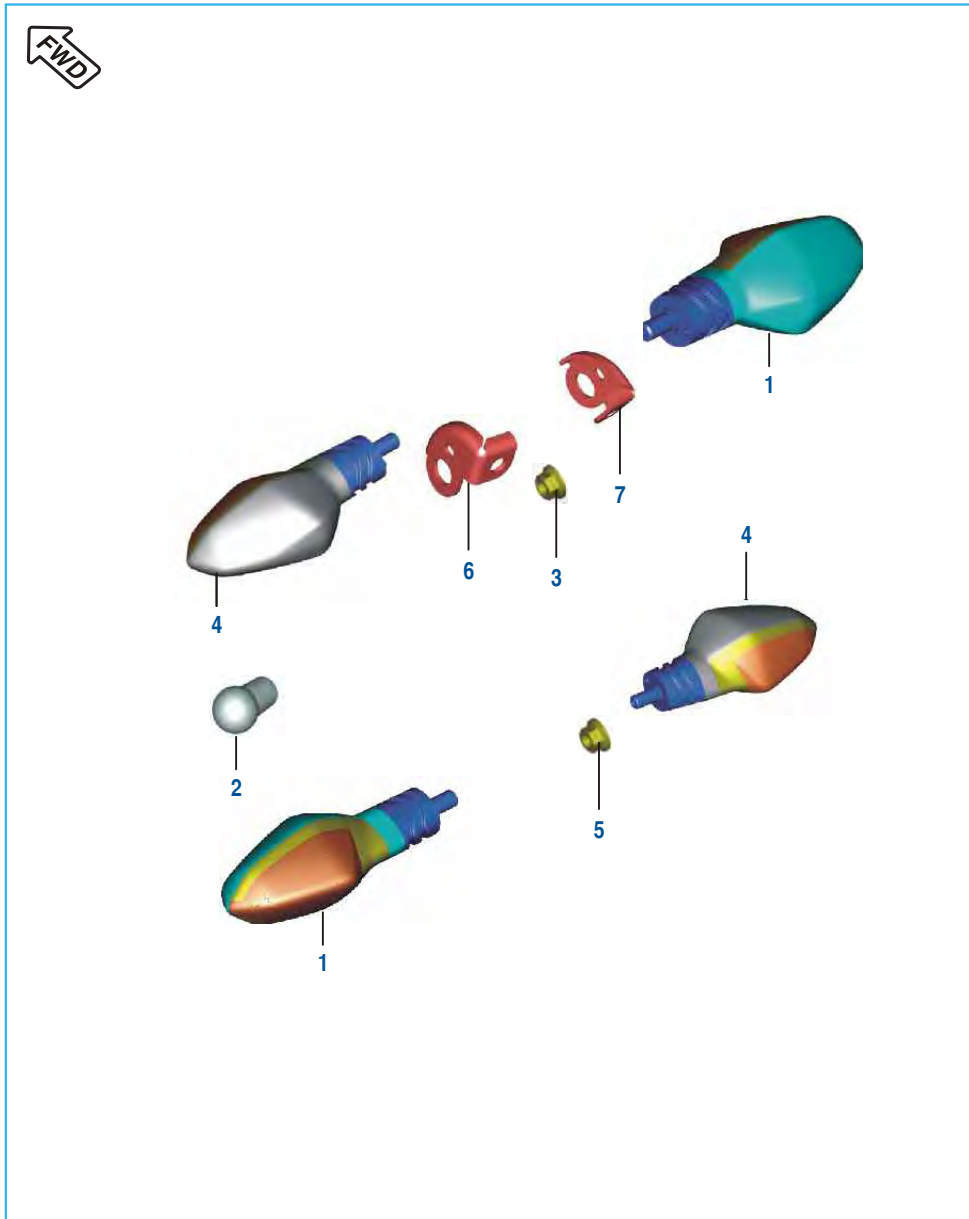
No.	Part No.	Description	Qty.		Remarks
			150S	150F	
1	JZ 4010 43	Headlamp W/O Bulb	--	1	
2	JZ 4010 29	Wiring Harness Head Lamp	--	1	N.I.
3	CL 2010 23	Bulb (12V HS1 35/35W)	--	1	
4	JZ 1812 76	Bracket Head Lamp Mtg Upper	--	1	
5	JG 1812 45	Grommet	--	2	
6	LB R000 02	Screw Self Tapping	--	1	
7	PA 1813 15	Flap for Head Lamp	--	1	
8	LB U000 20	Screw Truss	--	2	
9	JZ 1812 77	Bracket Head Lamp Mtg Lower	--	1	
10	KB UCO5 14	Screw Truss	--	4	N.S
11	39 1765 11	Washer	--	4	
12	JZ 1812 73	Fairing Structure	--	1	
13	JG 1812 38	Grommet Dashboard	--	3	
14	LA D000 46	Bolt Pivot Mask Carrier	--	2	
15	JG 1812 43	Securing Clip	--	2	
16	39 2141 24	Washer	--	4	
17	PA 1813 13	Sleeve	--	1	
18	JL 1812 45	Grommet	--	2	
19	39 1501 11	Washer Plain	--	2	
20	JG 1812 36	Well Nut	--	2	
21	JZ 1813 26	Well Nut	--	2	
22	JZ 1813 24	Collar LH Visor LH	--	1	
23	JZ 1813 25	Collar LH Visor RH	--	1	
24	KA DF08 40	Bolt Flanged	--	2	
25	KC GB08 08	Nut Flanged	--	2	
26	JZ 1813 45	Damper Rubber	--	2	
27	PA 1813 01	Damper Fairing	--	2	
28	JZ 1813 60	Wind Shield	--	1	

Fairing & Mounting - 150 F



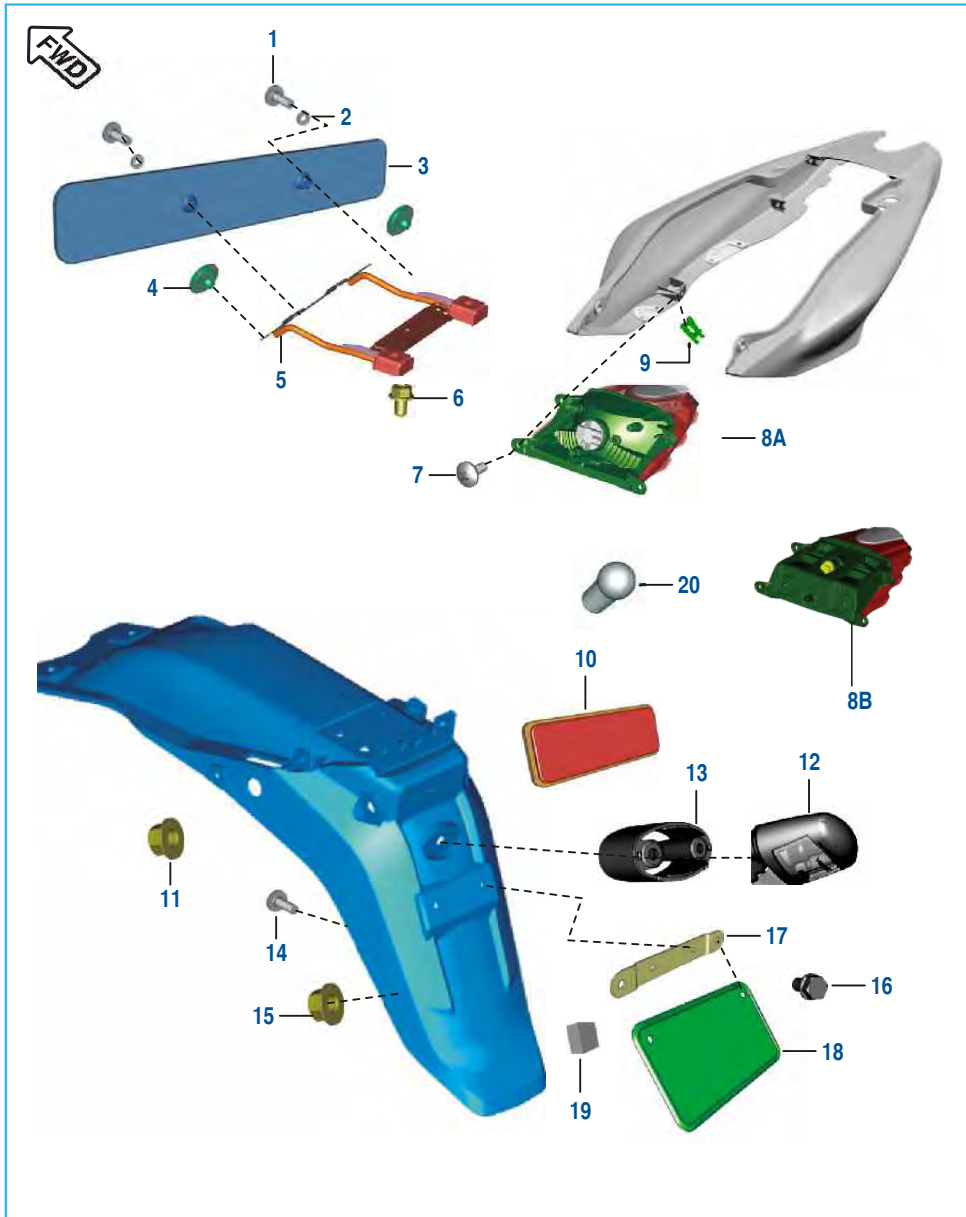
No.	Part No.	Description	Qty.		Remarks
			150S	150F	
1	JZ 1812 93	Cowling Mtg Bracket LH	-	1	
2	JZ 1812 94	Cowling Mtg Bracket RH	-	1	
3	LB R000 02	Self Tapping Screw	-	14	
4	LD B000 07	Washer Plain	-	14	
5	DJ 1612 29	Clip Nut	--	12	
6	JZ 1813 46	Damper Fairing	-	2	
7	JZ 1812 81	Fairing Rear LH - HF	-	1	
8	JZ 1812 82	Fairing Rear RH - HF	-	1	
9	JL 1812 45	Grommet	-	4	
10	KB UC05 14	Screw Truss-M5X0.8	-	4	
11	39 1765 11	Washer - Plain	-	4	
12	KA DF05 20	Bolt Flanged	-	2	
13	JZ 1812 83	Bezel HF	-	1	
14	LB U000 19	Screw Truss Stepped	-	2	
15	39 1224 11	Washer Plain	-	4	
16	KB UC05 25	Screw Truss	-	2	N.S
17	JZ 1813 54	Sleeve Fairing Mtg Bottom	-	2	
18	LB U000 25	Screw Truss Taper	-	2	
19	KA DF05 25	Bolt Flanged	-	2	N.S
20	LB U000 18	Screw Truss	-	2	
21	JZ 1812 75	Bracket Fairing Lower Mtg - HF	-	2	
22	KA Df06 12	Bolt Flanged M6	-	2	
23	JZ 1813 55	Foam Strip 70x10x5	-	5	

Indicator Light Assembly



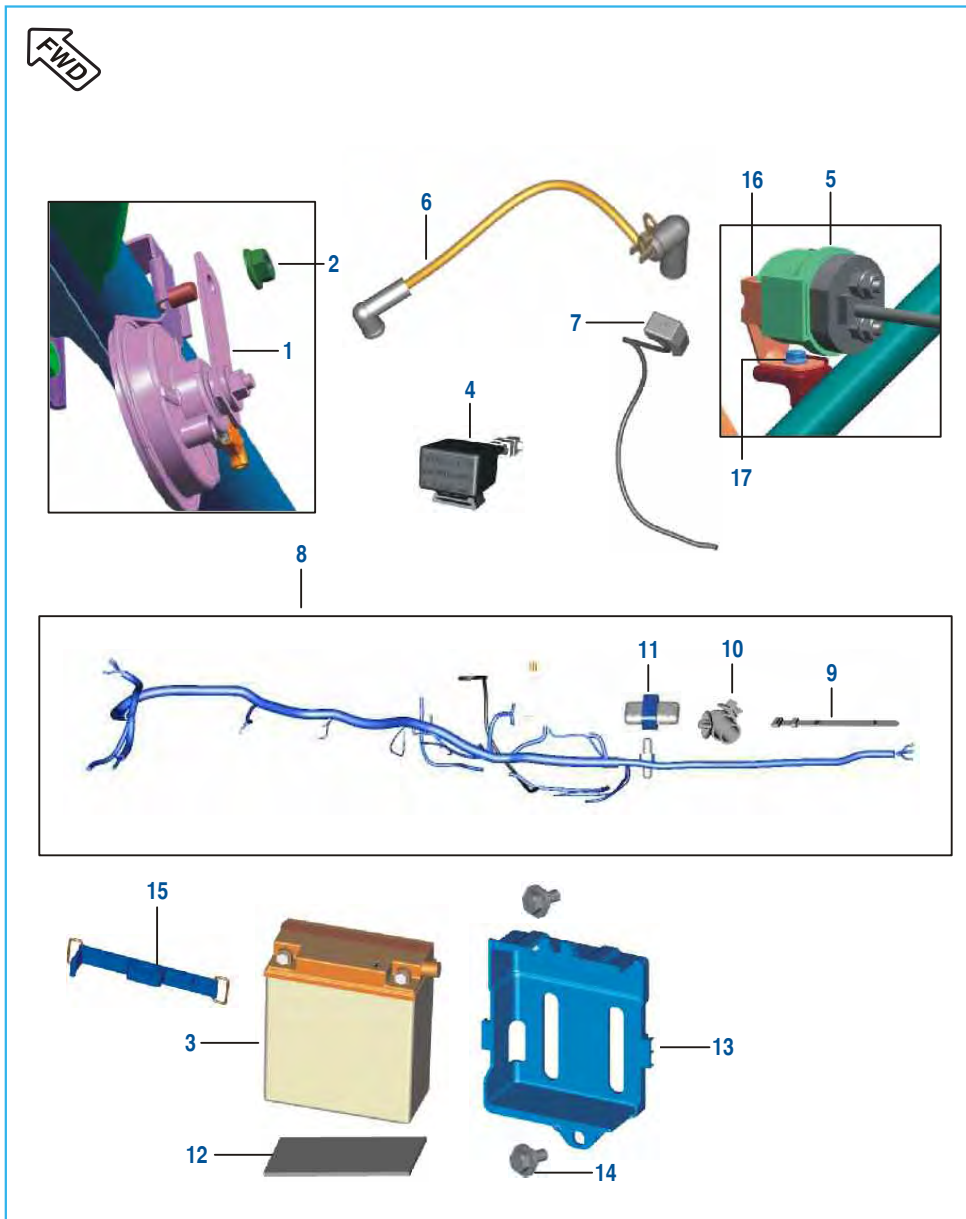
No.	Part No.	Description	Qty.		Remarks
			150S	150F	
1	JZ 4010 38	Indicator Fr RH / Rr LH	2	2	
2	GH 2010 12	Lamp 12V-10W	4	4	
3	LC A000 05	Nut Hex M10X1.25	2	2	
4	JZ 4010 39	Indicator Fr LH / Rr RH	2	2	
5	KC GD10 10	Nut - Hex Flanged	2	2	
6	JZ 1812 60	Bracket Blinker Mtg LH	1	--	
7	JZ 1812 61	Bracket Blinker Mtg RH	1	--	

Tail Lamp Assly / Front Number Plate



No.	Part No.	Description	Qty.		Remarks
			150S	150F	
1	39 0044 01	Screw Round Head	2	2	
2	KD BA05 12	Washer Plain	2	2	
3	JU 2328 00	Front Number Plate	1	1	
4	JZ 2328 14	Foam	2	2	
5A	JZ 1812 99	Bracket Number Plate Front	1	-	
5B	JZ 1812 84	Bracket Number Plate Front	-	1	
6	KA DF08 12	Bolt	2	2	
7	39 1907 01	Screw M5	4	4	
8	PA 4010 06	Tail Lamp W/O Bulb	1	1	
8A	JZ 4010 46	Bulb Holder with cable	1	-	
8B	JZ 4010 30	Tail Lamp Assly	-	1	
9	DJ 1612 29	Clip Nut M5	4	4	
10	DD 2010 02	Reflector - Reflex	1	1	
11	39 2484 15	Nut - Flange : M5	1	1	
12	JD 4010 07	Rear Number Plate Lamp	1	1	
13	JZ 4010 42	Spacer Illumination Lamp	1	1	
14	KB UA05 45	Screw Trus	2	2	
15	39 2124 15	Nut - Hexagon With Flange	2	2	
16	39 2476 04	Bolt - Hexagon Head	2	2	
17	DJ 1610 72	Bracket-Rear Number Plate	1	1	
18	DP 1611 45	Plate -No.:Rr	1	1	
19	JZ 2328 05	Foam Rear Number Plate	1	1	
20	20 2010 29	Bulb 21/5W	1	-	


Electrical Equipments



No.	Part No.	Description	Qty.		Remarks
			150S	150H	
1	PA 4016 00	Horn	1	1	
2	39 1970 15	Hex Nut Flanged	1	1	
3	DS 2010 82	Battery MF 5Ah	1	1	
4	DT 4020 06	Light Control Module	1	1	
5	JN 3516 04	Starter Relay-with Grommet	1	1	
6	JK 4022 05	Cable Assy St Relay-Motor	1	1	
7	JV 4022 05	Cable Assy Battery-Earth	1	1	
8	JZ 4022 39	Harness Wiring	1	1	
	JZ 4022 04	Harness Wiring	--	1	
9	30 2010 64	Band	1	1	
9A	30 1910 48	Band	3	3	
10	60 1114 17	Clip Positive Lock	1	1	
11	DJ 2012 19	Fuse Box Assly.	1	1	
12	JZ 4018 09	Foam Battery	1	1	
13	JZ 4018 03	Case Battery	1	1	Includes Foam
14	DS 1612 24	Bolt Stepped Flanged	2	2	
15	JZ 4018 04	Band Battery	1	1	
16	JZ 1138 08	Bracket St Relay Mtg	1	1	
17	KA ED06 12	Bolt Flanged Small	1	1	

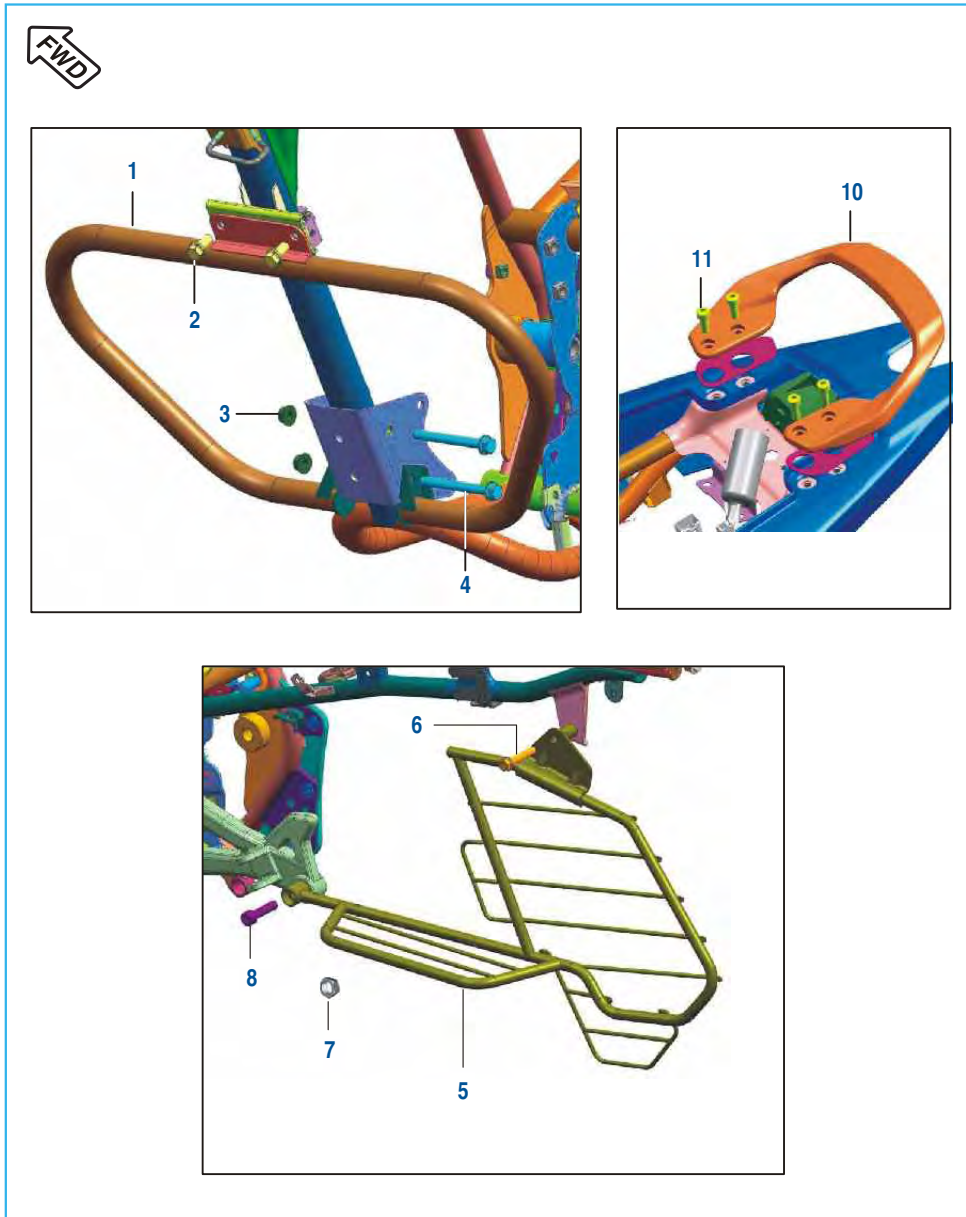


Tool Kit



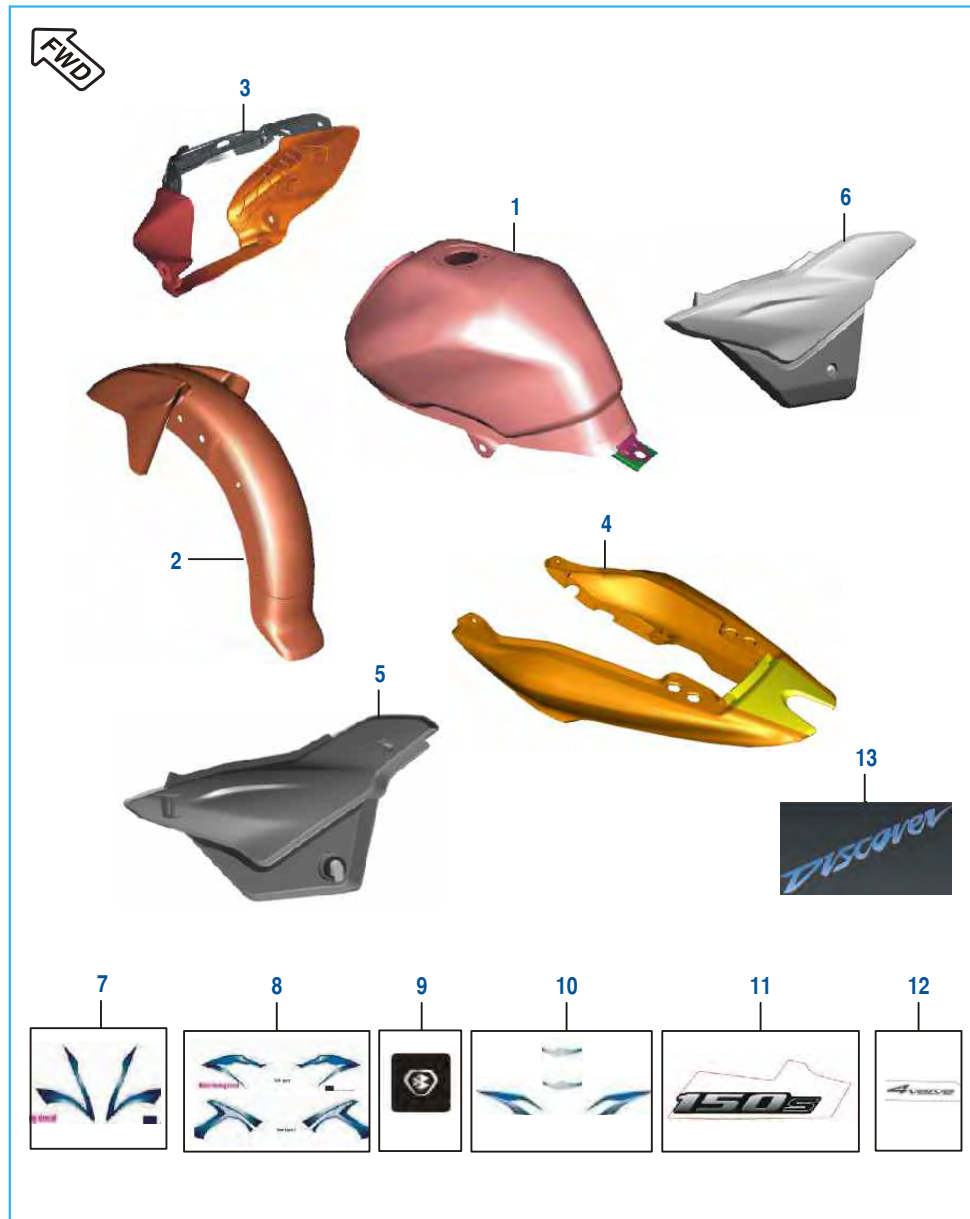
No.	Part No.	Description	Qty.		Remarks
			150S	150F	
1	DJ 2210 19	Tool Kit	1	1	Not Serviceable in Spare
2	DK 2210 24	Band	2	2	
3	DP 2210 11	Band Tool Kit	2	2	

Accessories / Grab Handle



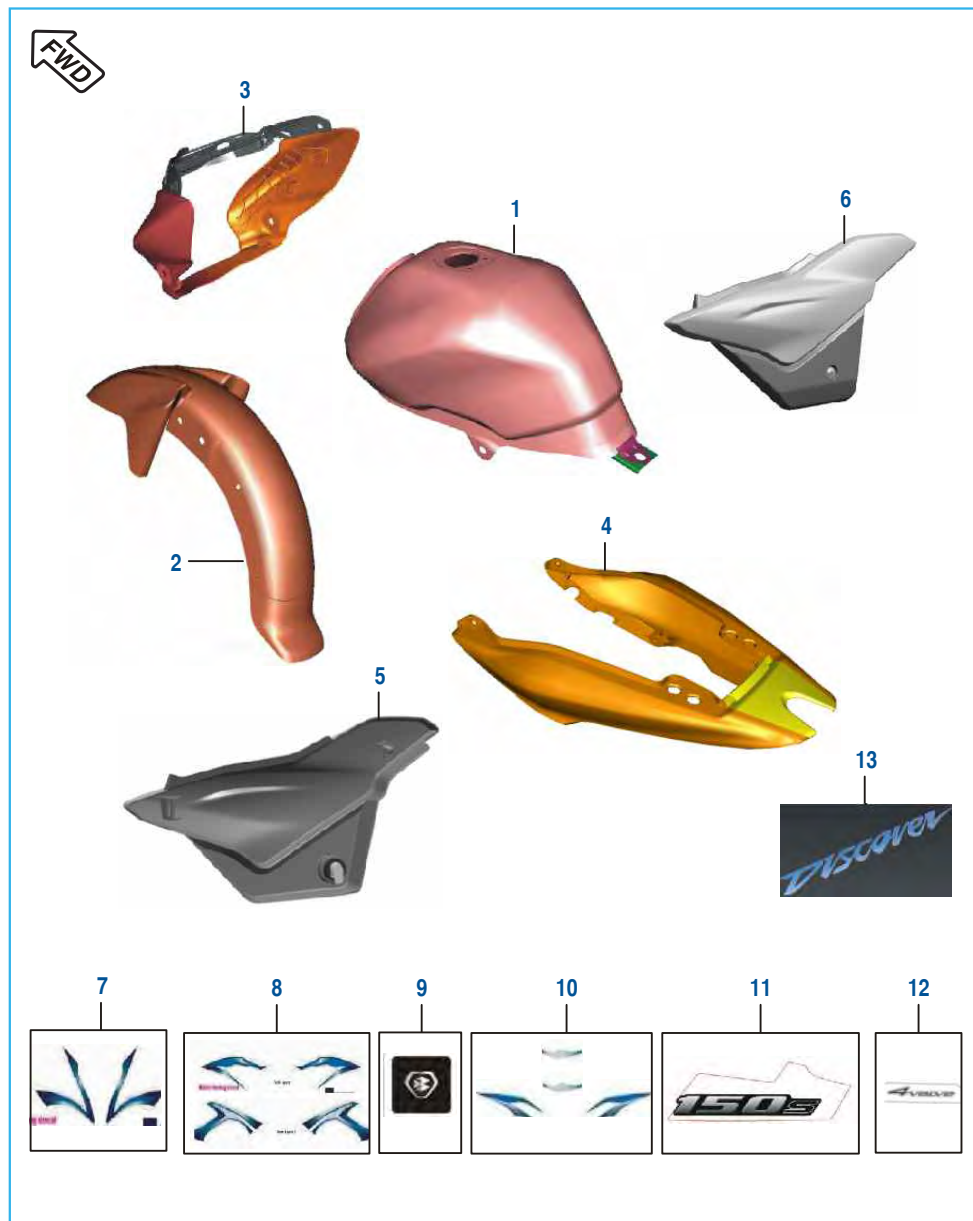
No.	Part No.	Description	Qty.		Remarks
			150S	150F	
1	JZ 2312 25	Leg Guard	1	1	
2	KA DF08 14	Bolt Flange	2	2	
3	KC GA08 08	Flange Hex Nut M8	2	2	
4	KA DD08 85	Bolt Flange M8	1	1	
5	PA 2312 02	Guard Saree	1	1	
6	KA DB08 45	Bolt Flange	1	1	
7	39 0296 15	Hexagon Nut	1	1	
8	KA DF10 50	Bolt	1	1	
9	KA Cb10 40	Bolt Socket	1	1	
10	JZ 2314 14	Grab Handle	1	1	
	52 JZ06 28	Grab Handle	1	1	alt for JZ231414
11	KA CA08 20	Bolt-Socket	4	4	

Painted Parts and Decals - 150 S



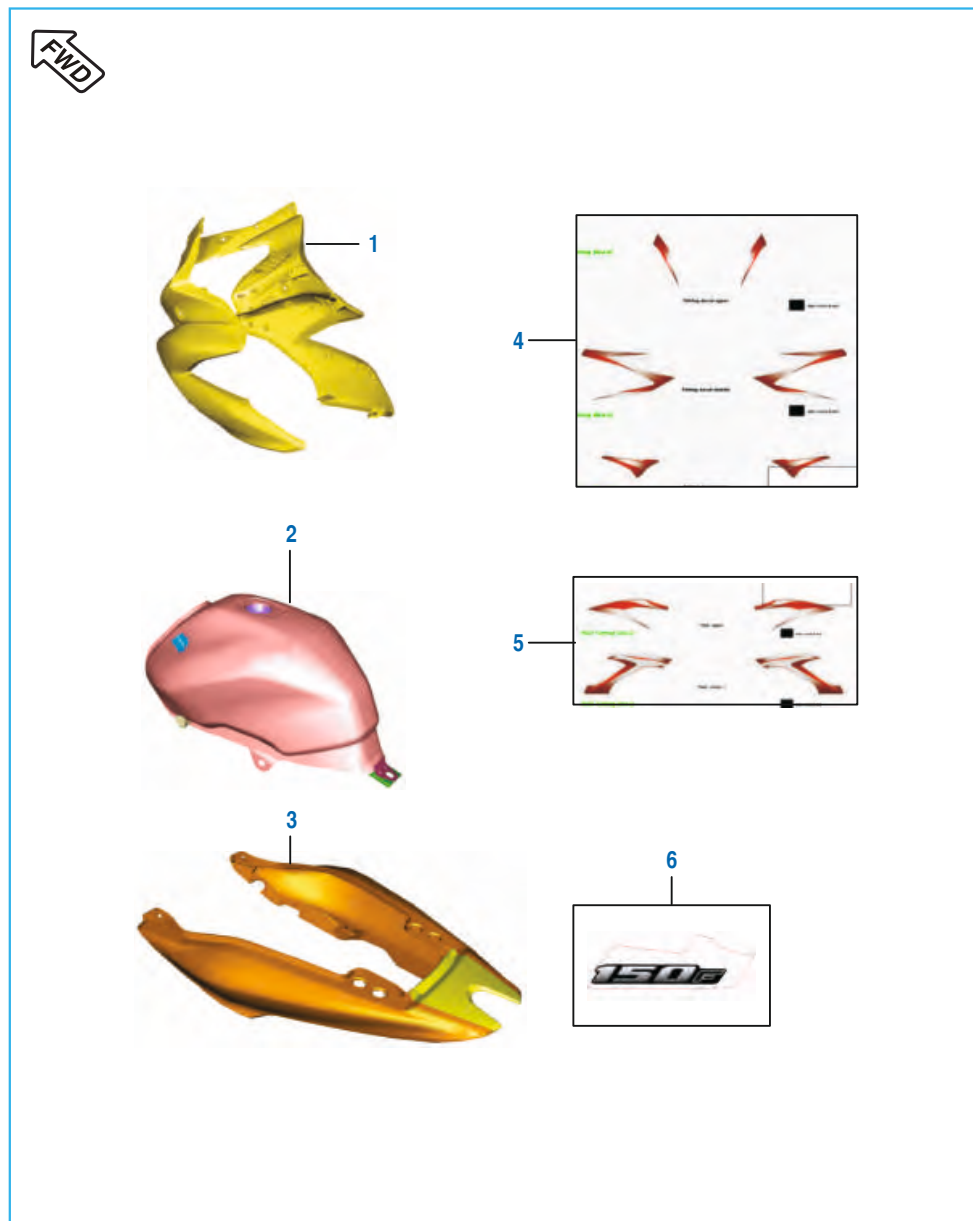
No.	Part No.	Description	Qty.		Remarks
			150S	150F	
1	52 JZ06 24	Fuel Tank E. Black With Red Dcl	1	-	
	52 JZ06 25	Fuel Tank Dark Blue With BI Dcl	1	-	
	52 JZ06 26	Fuel Tank D.B.Green With Gr Dcl	1	-	
	52 JZ06 27	Fuel Tank W Red With Red Dcl	1	-	
	52 JZ06 79	Fuel Tank E.Black With Gold Dcl	1	-	
	52 JZ13 55	Fuel Tank El. Blue With BI Dcl	1	-	
2	56 JZ05 X3	Front Fender Eb Blk	1	1	
	56 JZ05 6N	Front Fender Blue	1	1	
	56 JZ05 6P	Front Fender Green	1	1	
	56 PA05 6C	Front Fender Wine Red	1	1	
	52 JZ11 08	Front Fender El Blue	1	1	
3	52 JZ05 96	Cowling Ebony Black With Red	1	-	
	52 JZ05 97	Cowling Dark Blue With Blue	1	-	
	52 JZ05 98	Cowling D.B.Green With Green	1	-	
	52 JZ05 99	Cowling Wine Red With Red	1	-	
	52 JZ06 74	Cowling Assly E Black Gold	1	-	
	52 JZ11 19	Cowling EL Blue With Blue	1	-	
4	52 JZ05 92	S Cowl Ebony Black With Red	1	-	
	52 JZ05 93	S Cowl Dark Blue With Blue Dcl	1	-	
	52 JZ05 94	S Cowl D.B.Green With Green D	1	-	
	52 JZ05 95	S Cowl Wine Red With Red Dec	1	-	
	52 JZ06 73	S Cowl Ebony Black With Gold	1	-	
	52 JZ11 11	S Cowl EL Blue With Blue Dcl	1	-	
5	52 JZ06 08	Assly Side Cover LH E.Black	1	1	
	52 JZ06 09	Assly Side Cover LH Dark Blue	1	1	
	52 JZ06 10	Assly Side Cover LH D.B.Green	1	1	
	52 JZ06 11	Assly Side Cover LH Wine Red	1	1	
	52 JZ11 10	Assly Side Cover LH EL Blue	1	1	

Painted Parts and Decals - 150 S



No.	Part No.	Description	Qty.		Remarks
			150S	150F	
6	52 JZ06 12	Assly Side Cover RH E.Black	1	1	
	52 JZ06 13	Assly Side Cover RH Dark Blue	1	1	
	52 JZ06 14	Assly Side Cover RH D.B.Green	1	1	
	52 JZ06 15	Assly Side Cover RH Wine Red	1	1	
	52 JZ11 04	Assly Side Cover RH EL Blue	1	1	
7	36 JZ01 23	Kit Fairing Dcl BI-Red	1	-	
	36 JZ01 25	Kit Fairing Dcl Blue-Blue	1	-	
	36 JZ01 27	Kit Fairing Dcl Gr-Green	1	-	
	36 JZ01 29	Kit Fairing Dcl-Red-Red	1	-	
	36 JZ01 42	Kit Fairing Dcl-Gold	1	-	
8	JZ 2332 25	Kit Tank Decal BI- Red	1	-	
	JZ 2332 39	Kit Tank Decal Blue Blue	1	-	
	JZ 2332 51	Kit Tank Decal Gr-Green	1	-	
	JZ 2332 63	Kit Tank Decal-Red-Red	1	-	
	JZ 2333 62	Kit Tank Decal-Gold	1	-	
9	JZ 2331 77	Fairing Dcl B logo	1	1	
10	36 JZ01 24	Kit S Cowl Dcl-BI-Red	1	-	
	36 JZ01 26	Kit S Cowl Dcl-Blue-Blue	1	-	
	36 JZ01 28	Kit S Cowl Dcl-Gr-Green	1	-	
	36 JZ01 30	Kit S Cowl Dcl-Red-Red	1	-	
	36 JZ01 41	Kit S Cowl Dcl-Gold	1	-	
11	36 JZ01 34	S Cowl Upper Crome	1	-	
12	PA 2332 26	Side Cover 4 Valve Dcl	2	2	
	JZ 2333 28	Side Cover 4 Valve Dcl Green	2	2	
	JZ 2333 29	Side Cover 4 Valve Dcl Red	2	2	
	JZ 2333 26	Side Cover 4 Valve Dcl Black	2	2	
	JZ 2333 27	Side Cover 4 Valve Dcl Blue	2	2	
13	JZ 2332 75	Tank 3D Decal	2	2	

Painted Parts and Decals - 150 F (Exclusive)



No.	Part No.	Description	Qty.		Remarks
			150S	150F	
1	52 JZ06 40	Fairing Ebony Black With Red	-	1	
	52 JZ06 41	Fairing Dark Blue With Blue	-	1	
	52 JZ06 42	Fairing D.B.Green With Green	--	1	
	52 JZ06 43	Fairing Wine Red With Red	-	1	
	52 JZ06 89	Fairing Ebony Blk With Gold dcl	-	1	
	52 JZ11 25	Fairing EI Blue With Blue	-	1	
2	52 JZ06 48	Fuel Tank E. Black With Red Dcl	-	1	
	52 JZ06 49	Fuel Tank Dark Blue With BI Dcl	-	1	
	52 JZ06 50	Fuel Tank D.B.Green With Gr Dcl	--	1	
	52 JZ06 51	Fuel Tank W Red With Red Dcl	-	1	
	52 JZ07 00	Fuel Tank E. Blk With Gold Dcl	-	1	
3	52 JZ06 29	S Cowl Ebony Black With Red	-	1	
	52 JZ06 30	S Cowl Dark Blue With Blue Dcl	-	1	
	52 JZ06 31	S Cowl D.B.Green With Green D	--	1	
	52 JZ06 32	S Cowl Wine Red With Red Dec	-	1	
	52 JZ06 87	S Cowl Ebony Blk With Gold dcl	-	1	
	52 JZ11 15	S Cowl EI Blue With Blue Dcl	-	1	
4	36 JZ01 35	Fairing Dcl Black-red-F	-	1	
	36 JZ01 36	Fairing Dcl Blue-blue-F	-	1	
	36 JZ01 37	Fairing Dcl Gr-green-F	-	1	
	36 JZ01 38	Fairing Dcl W Red-red-F	-	1	
5	JZ 2333 00	Decal Kit Tank Black Red	-	1	
	JZ 2333 08	Decal Tank Kit Blue	-	1	
	JZ 2333 14	Decal Tank Kit Green	-	1	
	JZ 2333 20	Decal Tank Kit Red	-	1	
6	36 JZ01 39	Kit Dcl S Cowl Upper Crome-F	-	1	

# Kit List



Sr No	Kit Part No.	Kit Description	Consisting of Following Parts		
			Part No.	Description	Qty/Kit
1.	36JZ0110	Kit Chain Case-106A	JZ181300	Assembly Chain Case Upper	1
			JZ181301	Assembly Chain Case Lower	1
2.	36JZ0111	Kit Assly Cyl Head-D106A	JE511103	Cylinder Head Machined	1
			39128321	Ring - O	1
			39262921	O-Ring	1
			39166005	Stud - M8	2
3.	36JZ0114	Kit Block Piston	JE521010	Cylinder Block D102A	1
			JE521206	Assembly Piston P145 Ug	1
4.	36JZ0121	Kit Friction Plate	JG551448	Friction Disk A	3
			JG551455	Disc C-Clutch Friction	2
5.	36JZ0122	Kit Guide Cam Chain-D106A	JE521025	Guide Tight Side Silent Chain	1
			JE541037	Guide Slack Side Silent Chain	1
6.	36JZ0131	Chain Sprocket Kit	DJ151086	Sprocket Hub (43T)	1
			JZ551004	Sprocket Output 14T Disco-H	1
			PA141001	Chain-126 Links 428 H Series	1
7.	36JZ0132	Starter Clutch Repair	YJZ14002	Roller Starter Clutch	10
			YJZ14003	Spring Starter Clutch	10
8.	36JZ0133	Clutch Cover-D106A	JE541260	Cover Clutch	1
			31101064	Plug	2
			JE541231	Label Clutch Cover D102C	1
9.	36JZ0134	Seat Cowl Upper Crome	JZ233237	Decal Seat Cowl Upper Chrome	1
			JZ233238	Decal Seat Cowl Upper Chrome	1
10.	36JZ0124	Kit S Cowl Dcl-BI Red	JZ233233	Decal Seat Cowl Upper Lh BI Red	1
			JZ233234	Decal Seat Cowl Upper Rh BI Red	1
			JZ233235	Decal Seat Cowl Lower Lh BI Red	1
			JZ233236	Decal Seat Cowl Lower Rh BI Red	1
11.	36JZ0126	Kit S Cowl Dcl-Blue Blue	JZ233247	Decal Seat Cowl Upper Lh Blue	1
			JZ233248	Decal Seat Cowl Upper Rh Blue	1
			JZ233249	Decal Seat Cowl Lower Lh Blue	1
			JZ233250	Decal Seat Cowl Lower Rh Blue	1

# Kit List



Sr No	Kit Part No.	Kit Description	Consisting of Following Parts		
			Part No.	Description	Qty/Kit
12.	36JZ0128	Kit S Cowl Dcl-Gr-Green	JZ233259	Decal Seat Cowl Upper Lh Green	1
			JZ233260	Decal Seat Cowl Upper Rh Green	1
			JZ233261	Decal Seat Cowl Lower Lh Green	1
			JZ233262	Decal Seat Cowl Lower Rh Green	1
13.	36JZ0130	Kit S Cowl Dcl-Red-Red	JZ233271	Decal Seat Cowl Upper Lh Red	1
			JZ233272	Decal Seat Cowl Upper Rh Red	1
			JZ233273	Decal Seat Cowl Lower Lh Red	1
			JZ233274	Decal Seat Cowl Lower Rh Red	1
14.	JE541026	Crankcase Assly Rh D102A	JE541027	Crankcase Rh	1
			59200036	6203 Hn3 C3 Ball Bearing	1
			JA541010	Stopper Plate Input Bearing	1
			DH101380	Screw Pan Head (M6X12)	1
			39256220	Needle Roller Bearing	1
			PF541018	Bushing Drum Bm150 4 Spd	1
			JA541012	Guide Kick	1
			39196404	Bolt-Flanged-Small	2
			JA541014	Bolt Shift Change	1
			JA541015	Stud Inhibitor Mounting	1
			31101064	Plug	1
15.	36JE0001	Valve Repair Kit	Jd511203	Seat Valve Spring	2
			39201719	Seal Valve Stem	2
			JD511204	Spring Valve	2
			JD511205	Retainer Valve Spring	2
			DG101029	Cotter Valve	4
16.	36JZ0113	Kit Piston Ring Set	JZ521204	Ring Top Piston Dia 56	1
			JE521212	Ring Second Piston	1
			JZ521206	Ring Oil Piston Dia 56	1
17.	36JZ0098	Kit Boss Kick Set-D102C	JZ621202	Boss Kick Lever D102A	1
			JZ621203	Spring Kick Lever	1
			30101236	Ball - Steel	1
			22150241	Washer - Plain	1
			30101235	Pin	1
			39085517	Circlip :- E-Type	1
18.	36JZ0014	Kit Primary Drive & Driven FCC Disco H	JZ551410	Clutch Hsg Assly FCC Disco-H	1
			JZ531006	Gear Primary Drive	1

# Kit List



Sr No	Kit Part No.	Kit Description	Consisting of Following Parts		
			Part No.	Description	Qty/Kit
18.	36JZ0040	Cylinder Comp Fork	JW151024	Seat Pipe	1
			30181020	Piston Ring	1
			JZ121013	Cap Oil Lock	1
19.	JE541040	Assly Crankcase Lh D106A	JE541039	Crankcase Lh	1
			JD541005	Insert Crankcase	1
			JD541005	Insert Crankcase	1
			59200036	6203 Hn3 C3 Ball Bearing	1
			39171519	Oil Seal 22X35X7	1
			39256220	Needle Roller Bearing	1
			JA541005	Bush Bendix	1
			39219019	Oil Seal	1
			JA541036	Plug (Oil Control)	1
			JZ541005	Nozzle Oil Jet	1
			31201081	Switch Complete	1
			DH101264	Gasket Neutral Switch (T1.5)	1
20.	JE541264	Assembly Mag Cover D106A	JE541265	Cover Magneto	1
			JA541005	Bush Bendix	1
			30101195	O-Ring (15.8x2.4)	1
			JA541233	Cap TDC Finder	1
			JE541230	Label Magneto Cover D102C	1
21.	YPA13014	Lock Set 3 In 1	DH141048	Rotor With Key	1
			DH161231	Lock With Key - Side Cover	1
			JZ401400	Ignition Switch 2 Pt. Mounting	1
22.	JW151023	Cylinder Comp. Fork	JW151024	Seat Pipe	1
			30181020	Ring - Fork Piston	1
			31181019	Cap Oil Lock	1
			Dm181008	Spring - Front Fork :- Two Pitch	1
23.	36JZ0101	Kit Fairing Assly H. Ware	JL181245	Grommet Number Plate Mounting	2
			JL181246	Collar Number Plate Mounting	2
			39155204	Bolt - Flange :- M6	2
24.	36JZ0115	Kit Carb Throttle Valve	JE581213	Diaphragm	1
			JE581212	Piston Valve Assly	1
			JE581214	Spring	1
			-- ----- --	Holder	1
			-- ----- --	Spring	1
			-- ----- --	Ring	1

# Kit List



Sr No	Kit Part No.	Kit Description	Consisting of Following Parts		
			Part No.	Description	Qty/Kit
			-- ----- --	E-ring	1
			-- ----- --	Washer	1
			-- ----- --	Jet Needle	1
25.	36JZ0116	Kit Carb VC Screw	-- ----- --	Pilot Screw	1
			-- ----- --	Spring	1
			-- ----- --	Washer	1
			-- ----- --	O-Ring	1
			-- ----- --	O-Ring	1
26.	DK121041	Kit Carb Idling Screw	-- ----- --	Spring	1
			-- ----- --	Throttle Screw	1
			-- ----- --	Clip	1
27.	36JZ0118	Kit Carb Jet	-- ----- --	Needle Jet	1
			-- ----- --	Jet Holder	1
			-- ----- --	Main Jet	1
			-- ----- --	Pilot Jet	1
28.	36JE0019	Kit Float Chamber Body		Float Body Assly	1
				O Ring	1
				Drain screw	1
				O ring	1
29.	36JE0020	Kit Top Cap		Screw Pan Head	3
				Diaphragm Cover	1
				Screw Pan Head	2
31.	36JZ0135	Fairing Dcl Black-Red-F	JZ233276	Decal Fairing Lower Lh Black Red	1
			JZ233277	Decal Fairing Lower Rh Black Red	1
			JZ233278	Decal Fairing Mid Lh Black Red	1
			JZ233279	Decal Fairing Mid Rh Black Red	1
			JZ233280	Decal Fairing Upper Lh Black Red	1
			JZ233281	Decal Fairing Upper Rh Black Red	1
32.	36JZ0136	Fairing Dcl Blue-Blue-F	JZ233282	Decal Fairing Lower Lh Blue	1
			JZ233283	Decal Fairing Lower Rh Blue	1
			JZ233284	Decal Fairing Mid Lh Blue	1
			JZ233285	Decal Fairing Mid Rh Blue	1
			JZ233286	Decal Fairing Upper Lh Blue	1

# Kit List



Sr No	Kit Part No.	Kit Description	Consisting of Following Parts		
			Part No.	Description	Qty/Kit
33.	36JZ0137	Fairing Dcl Gr-Green-F	JZ233287	Decal Fairing Upper Rh Blue	1
			JZ233288	Decal Fairing Lower Lh Green	1
			JZ233289	Decal Fairing Lower Rh Green	1
			JZ233290	Decal Fairing Mid Lh Green	1
			JZ233291	Decal Fairing Mid Rh Green	1
			JZ233292	Decal Fairing Upper Lh Green	1
			JZ233293	Decal Fairing Upper Rh Green	1
34.	36JZ0137	Fairing Dcl Gr-Green-F	JZ233288	Decal Fairing Lower Lh Green	1
			JZ233289	Decal Fairing Lower Rh Green	1
			JZ233290	Decal Fairing Mid Lh Green	1
			JZ233291	Decal Fairing Mid Rh Green	1
			JZ233292	Decal Fairing Upper Lh Green	1
			JZ233293	Decal Fairing Upper Rh Green	1
35.	36JZ0138	Fairing Dcl W Red-Red-F	JZ233294	Decal Fairing Lower Lh Red	1
			JZ233295	Decal Fairing Lower Rh Red	1
			JZ233296	Decal Fairing Mid Lh Red	1
			JZ233297	Decal Fairing Mid Rh Red	1
			JZ233298	Decal Fairing Upper Lh Red	1
			JZ233299	Decal Fairing Upper Rh Red	1
36.	36JZ0139	S Cowl Upper Crome-F	JZ233306	Decal Seat Cowl Up. Lh Chrome	1
			JZ233307	Decal Seat Cowl Up. Rh Chrome	1
37.	36314005	Kit St. Cone (31Mm) + GR	36314001	Kit Steering Cone	1
			36001052	Grease Lethon RR3 -10GM	1
38.	36DK0017	Kit Hardware Rod Brak	36314002	Kit Ball Steel Steering	1
			30191038	Pin	1
			39021911	Washer - Plain	1
			39080808	Pin - Split	1
			30191035	Spring	1
			15191026	Pin	1
			30191036	Nut - Brake Adjuster	1
			-- ---- --	O-ring FCB	1
39.	36JZ0120	Kit Carb O Ring & Gask	JE581209	O-ring	1
			DH121130	O-ring	1
			DH121118	O-ring	1
			DH121090	O-ring	1
			-- ---- --	Screw	1
40.	36JZ0119	Kit Carb Plunger Assly			

# Kit List



Sr No	Kit Part No.	Kit Description	Consisting of Following Parts		
			Part No.	Description	Qty/Kit
			-- ---- --	Spring	1
			DH121071	Dust Cap	1
			-- ---- --	Plunger Assly	1
			-- ---- --	Guide Holder	1
			-- ---- --	O-Ring	1



# Amendment Sheet



Page no.	Fig. no.	Old part no.	New part no.	Description	Updation date	Remarks
74	6	JZ161030	JZ161023	Lever & Supprot Holder	26-12-14	Old part is not implemented
102	8	PA401009	PA401006	Tail Lamp Assly	25-02-15	Correction
92	5	--	Jz181343	Assly chain cover	13-03-15	addition
92	6	-	Jd181234	Nail Plastic	13-03-15	addition
92	7	-	Jz181216	Cover Chain Inner	13-03-15	addition
92	8	-	Jz181344	Chain Cover	13-03-15	addition
92	9	-	01160508	Lock Washer	13-03-15	addition
52	21	KADD0825	KADD0820	Flange Bolt	19-03-15	Correction ( ECR No.N14JZCHA1062 )
50	2	—	JZ122055	Swing Arm	20-03-15	Addition
76	21	Pa151024	Jz151065	Hand Grip RH	20-03-15	old part is NS
92	1	36jz0110	Jz181300	Assly chain case upper	20-03-15	old part is NS
92	1A	36jz0110	Jz181301	Assly chain case lower	20-03-15	old part is NS
34	23	—	Dd111046	TPS Assly	30-03-15	Updation Mail dated 23.03.15

# Amendment Sheet



Page no.	Fig. no.	Old part no.	New part no.	Description	Updation date	Remarks

# Parts Index



Part Number	Figure No.	Page No.	Part Number	Figure No.	Page No.
01100905	20	18	39004401	1	102
01160508	9	92	39019811	15	52
14151033	13	32	39019811	8	72
15161069	2	92	39024211	6	56
20201029	20	102	39029115	19	86
22150241	14	26	39029215	17	50
30101142	18	28	39029615	7	108
30101195	3	30	39045411	13	50
30101236	8	54	39055302	12	50
30141031	4	52	39059417	2	8
30141031	4	54	39069415	16	72
30141031	3	82	39071111	3	86
30141039	16	82	39072211	12	84
30151011	15	70	39073817	3	26
30151032	3	62	39074011	12	82
30151033	1	62	39074701	10	22
30151033	3	64	39078912	14	72
30151038	16	70	39078912	14	78
30151069	11	62	39080115	21	70
30151069	14	70	39080115	28	70
30151075	5	70	39080708	19	72
30151096	13	72	39080808	16	52
30151118	17	62	39081715	4	18
30181026	5	78	39096215	15	94
30181029	10	78	39098717	4	14
30191038	14	52	39099206	7	16
30191048	9A	104	39099311	6	26
30201064	9	104	39099906	11	22
31101173	6	12	39099906	4	24
31201079	10	72	39099906	6	30
31201081	7	22	39100006	2	10
36001052	7	48	39101321	19	62
36314005	3	48	39104119	10	28

# Parts Index



Part Number	Figure No.	Page No.	Part Number	Figure No.	Page No.
39105315	9	50	39212415	15	102
39107404	3	74	39214124	9	94
39107404	3	76	39214124	16	96
39118101	15	78	39217924	2	82
39122411	15	98	39219019	6	22
39122515	6	46	39220011	12	32
39128321	4	4	39224020	8	70
39130911	20	42	39224915	20	74
39150111	19	96	39224915	20	76
39154011	15	72	39229515	2	38
39155204	2	86	39240817	8	26
39155304	10	32	39242411	2	84
39155604	2	56	39245304	9	18
39167121	6A	28	39247604	16	102
39167304	13	8	39248415	11	102
39171519	3	22	39249211	9	38
39175904	12	22	39253921	10	4
39176511	8	88	39256220	3	20
39176511	18	94	39256220	4	22
39176511	11	96	39256711	22	70
39176511	11	98	39260011	3A	32
39177802	5	94	39260801	3	4
39178924	8	84	39262921	5	4
39179104	8	52	39265912	19	52
39190204	9	18	39266921	14	8
39190204	23	76	39267104	13	52
39190701	7	102	39270411	5	18
39191204	23	76	39275821	5	82
39196404	9	20	59040006	12	78
39197015	2	104	59040019	2	56
39197304	5	28	59040031	7	8
39198104	21	14	59040038	11A	22
39201719	3	6	59040038	4	28

# Parts Index



Part Number	Figure No.	Page No.	Part Number	Figure No.	Page No.
59040038	10	30	36JZ0119	7	34
59040050	6	2	36JZ0120	8	34
59110008	4	12	36JZ0121	6	32
59120003	3	12	36JZ0122	9	8
59150003	14	62	36JZ0123	7	112
59150003	12	64	36JZ0124	10	112
59150014	2	12	36JZ0125	7	112
59200036	4	20	36JZ0126	10	112
59200036	2	22	36JZ0127	7	112
59210023	16	22	36JZ0128	10	112
59210024	18	14	36JZ0129	7	112
60111417	10	104	36JZ0130	10	112
1JZ181415	1	56	36JZ0131	2	70
1JZ581228	1	34	36JZ0133	1	28
36DK0017	18	72	36JZ0134	11	112
36DK0067	7	68	36JZ0135	4	114
36DK0068	8	68	36JZ0136	4	114
36DS1502	20	62	36JZ0137	4	114
36JE0001	7	6	36JZ0138	4	114
36JE0019	5	34	36JZ0139	6	114
36JE0020	6	34	36JZ0141	10	112
36JL0015	16	54	36JZ0142	7	112
36JZ0014	3	32	52JA0027	10	20
36JZ0040	7	78	52JA0029	7	20
36JZ0098	11	26	52JE0080	1	2
36JZ0101	20	94	52JZ0264	1	18
36JZ0110	1	92	52JZ0592	4	110
36JZ0111	1	4	52JZ0593	4	110
36JZ0113	5	10	52JZ0594	4	110
36JZ0114	1	10	52JZ0595	4	110
36JZ0115	2	34	52JZ0596	3	110
36JZ0116	9	34	52JZ0597	3	110
36JZ0118	4	34	52JZ0598	3	110

# Parts Index



Part Number	Figure No.	Page No.	Part Number	Figure No.	Page No.
52JZ0599	3	110	56JZ056P	2	110
52JZ0608	5	110	56JZ05X3	2	110
52JZ0609	5	110	56PA056C	2	110
52JZ0610	5	110	AA121045	12	4
52JZ0611	5	110	AA121071	20	34
52JZ0612	6	110	AP101255	4	82
52JZ0613	6	110	CF111019	17	42
52JZ0614	6	110	CL201023	14	94
52JZ0615	6	110	CL201023	3	96
52JZ0624	1	110	CM201054	15	86
52JZ0625	1	110	CM201054	15	86
52JZ0626	1	110	CS101128	11	8
52JZ0627	1	110	DD101062	3	8
52JZ0628	10	108	DD101097	12	26
52JZ0629	3	114	DD111011	12	42
52JZ0630	3	114	DD111012	10	42
52JZ0631	3	114	DD111018	17	42
52JZ0632	3	114	DD111046	23	34
52JZ0640	1	114	DD111048	11	42
52JZ0641	1	114	DD121181	8	28
52JZ0642	1	114	DD141227	13	82
52JZ0643	1	114	DD181032	6	78
52JZ0648	2	114	DD201002	10	102
52JZ0649	2	114	DE151006	2	64
52JZ0650	2	114	DE151008	5	64
52JZ0651	2	114	DE151012	4	64
52JZ0673	4	110	DE151015	8	66
52JZ0674	3	110	DE191010	10	66
52JZ0679	1	110	DE191011	11	66
52JZ0687	3	114	DE191028	7	66
52JZ0689	1	114	DE191029	6	66
52JZ0700	2	114	DE191030	5	66
56JZ056N	2	110	DE191031	2	66

# Parts Index



Part Number	Figure No.	Page No.	Part Number	Figure No.	Page No.
DE191032	3	66	DH151029	17	72
DE191033	14	66	DH161194	17	52
DE191035	4	66	DH161231	14	84
DE201016	9	66	DH161283	3	92
DF161102	7	58	DH171019	23	70
DG101029	4	6	DJ101305	11	36
DG101418	12	28	DJ121070	21	34
DG121025	8	2	DJ141008	4	84
DG121025	6	36	DJ151068	5	68
DG121040	10	36	DJ151069	2	68
DG161121	7	84	DJ151070	3	68
DG171017	9	50	DJ161069	4	56
DG171018	5	50	DJ161072	17	102
DG171019	6	50	DJ161228	11	30
DH101048	6	8	DJ161229	9	84
DH101264	8	22	DJ161229	6	94
DH101301	6	38	DJ161229	5	98
DH101380	6	20	DJ161229	9	102
DH101380	7	42	DJ161278	14	54
DH101392	10	8	DJ181115	4	48
DH101395	5	38	DJ191006	1	66
DH101509	18	18	DJ191006	25	74
DH101648	14	32	DJ191006	25	76
DH101784	8	22	DJ191083	7	74
DH111013	15	42	DJ191083	7	76
DH111015	13	42	DJ201100	9	66
DH121041	15	34	DJ201108	19	74
DH121059	11	34	DJ201108	19	76
DH121063	14A	34	DJ201109	29	74
DH121064	12	34	DJ201173	10	56
DH121093	13	34	DJ201219	11	104
DH121101	22	34	DJ221019	1	106
DH121176	18	34	DK101386	7	8

# Parts Index



Part Number	Figure No.	Page No.	Part Number	Figure No.	Page No.
DK101610	8	38	DS151092	6	62
DK121041	3	34	DS151094	7	62
DK141028	5	82	DS151094	20	70
DK141041	15	82	DS151096	15	70
DK151026	3	60	DS161125	3	56
DK151094	6	70	DS161224	12	56
DK171006	7	50	DS161224	14	104
DK201049	6	48	DS181007	16	74
DK221024	2	106	DS181007	16	76
DL181080	6A	78	DS181010	18	74
DM181010	24	80	DS181010	18	76
DP101111	5	32	DS181012	11	78
DP101116	10	32	DS181015	16	78
DP101165	6	10	DS181016	17	78
DP121018	8	36	DS191052	8	74
DP121048	9	36	DS191052	8	76
DP121059	19	34	DS191054	4	90
DP121067	17	34	DS201082	3	104
DP161145	18	102	DS211007	4	44
DP221011	3	106	DT402006	4	104
DS101117	4	26	DU101213	20	14
DS101154	7	12	DU161102	6A	84
DS101215	11	28	DX151022	25	70
DS121126	7	36	DX191009	25	74
DS141012	14	82	DX191009	25	76
DS141012	5	84	DZ141075	17	82
DS151025	12	72	FD101078	2	24
DS151058	8	64	GF161143	3	54
DS151068	7	70	GH201012	2	100
DS151073	10	70	JA113403	5	46
DS151089	10	62	JA131606	18	62
DS151090	17	70	JA151013	8	78
DS151091	9	62	JA151065	21	76

# Parts Index



Part Number	Figure No.	Page No.	Part Number	Figure No.	Page No.
JA511008	5	2	JA591040	2	38
JA511028	6	4	JA621002	5	26
JA511216	4	8	JA621006	2	26
JA521018	3	8	JA621206	13	26
JA521019	13	8	JA621402	1	40
JA521019	5	28	JA621406	2	40
JA531012	8	12	JB131017	4	62
JA531015	5	12	JB131017	10	64
JA541005	5	22	JB131018	13	62
JA541005	7	30	JB131018	11	64
JA541010	5	20	JB131022	13A	62
JA541012	8	20	JB401400	5	74
JA541014	7	20	JB401400	5	76
JA541016	3	24	JB402202	7	10
JA541021	15	22	JB531021	9	12
JA541028	6	42	JC141015	4	86
JA541034	9	22	JC141016	5	86
JA541044	4	30	JD111052	9	82
JA541205	8	30	JD111052	3	84
JA541211	14	28	JD113019	2	54
JA541212	15	28	JD131811	7	64
JA541225	13	28	JD131813	1	68
JA541233	2	30	JD141003	1	70
JA541235	11	20	JD161002	4	72
JA541236	16	28	JD161006	5	72
JA541237	17	28	JD181234	6	92
JA551002	3	14	JD351206	14	42
JA551004	7	14	JD401007	12	102
JA551009	17	14	JD511004	2	4
JA551406	2	32	JD511209	6	6
JA561209	7	18	JD521002	3	10
JA561211	2	86	JD551400	11	32
JA581406	11	4	JD561002	5	16

# Parts Index



Part Number	Figure No.	Page No.	Part Number	Figure No.	Page No.
JD561004	3	16	JE541266	7	28
JD561006	2	16	JE551001	1	14
JD561011	6	16	JE551007	8	14
JD561203	6	18	JE551200	6	14
JD561204	8	18	JE551201	5	14
JD561416	17	18	JE551202	2	14
JE351005	2	42	JE551203	5A	14
JE351016	1	42	JE551204	15	14
JE351600	4	40	JE551205	10	14
JE501004	1	20	JE551206	12	14
JE511012	1	2	JE551207	13	14
JE511022	3	2	JE551208	11	14
JE511053	2	2	JE551211	16	14
JE511076	4	2	JE551212	14	14
JE511200	1	6	JE551401	9	28
JE511201	2	6	JE551411	1	32
JE511204	5	6	JE551413	7	32
JE511236	8	8	JE551414	4	32
JE511237	5	8	JE551415	8	32
JE511239	1	8	JE581026	1	36
JE521016	12	8	JE581213	10	34
JE531001	2A	12	JE581218	16	34
JE531003	1	12	JE581223	14	34
JE541008	9	26	JE591002	3	38
JE541026	1A	20	JE591112	1	38
JE541038	17	22	JE621001	1	26
JE541039	1	22	JE621406	3	40
JE541040	1	22	JF131010	2	60
JE541042	5	40	JF131211	5	60
JE541042	5	42	JF131212	26	70
JE541230	5	30	JG181236	20	96
JE541231	6	28	JG181238	7	86
JE541264	1	30	JG181238	2	88

# Parts Index



Part Number	Figure No.	Page No.	Part Number	Figure No.	Page No.
JG181238	13	96	JW561208	3	18
JG181243	15	96	JW591030	7	38
JG181245	5	96	JZ111231	1A	48
JG551447	5	32	JZ111254	1	48
JG571024	13	22	JZ113020	20	52
JK121007	20	78	JZ113021	9	52
JK402205	6	104	JZ113035	11	52
JL113028	7	52	JZ113035	15	54
JL113028	9	54	JZ113036	2	52
JL131807	4	68	JZ113039	3	52
JL181219	10	84	JZ113042	13	54
JL181225	18	50	JZ113048	10A	54
JL181245	18	96	JZ113049	1	54
JL181245	9	98	JZ113052	12	54
JL561409	19	18	JZ113053	11	54
JL561410	21	18	JZ113056	10	52
JM191014	11	72	JZ113059	1	52
JN131003	8	64	JZ113204	2	58
JN131800	12	66	JZ113209	5	58
JN131812	12	62	JZ113210	8	58
JN131812	13	70	JZ113214	4	58
JN181206	13	64	JZ113410	9	46
JN181211	14	64	JZ113411	7	46
JN351604	5	104	JZ113436	1	46
JU232800	3	102	JZ113438	1A	46
JV402205	7	104	JZ113806	10	50
JW131807	6	68	JZ113808	16	104
JW151023	7	78	JZ121015	13	78
JW151029	23	80	JZ121018	1	78
JW351400	4	10	JZ121020	2	78
JW541000	3	28	JZ121022	3	78
JW541005	2	28	JZ121038	13	78
JW561206	2	18	JZ121042	21	80

# Parts Index



Part Number	Figure No.	Page No.	Part Number	Figure No.	Page No.
JZ121043	1	78	JZ151079	15	76
JZ121046	8	78	JZ151081	18	78
JZ122010	4	50	JZ151083	5	48
JZ122012	16	50	JZ151084	2	48
JZ122041	3	50	JZ151091	19	78
JZ122042	11	50	JZ161009	1	72
JZ122043	14	50	JZ161011	3	72
JZ122044	15	50	JZ161019	2	72
JZ122050	1	50	JZ161023	6	74
JZ122055	3	50	JZ161023	6	76
JZ122058	8	50	JZ161024	12	52
JZ131037	1A	60	JZ161030	6	74
JZ131244	24	70	JZ161030	6	76
JZ131245	11	70	JZ161204	1	90
JZ131261	4	60	JZ161207	2	90
JZ131601	9	64	JZ161208	3	90
JZ131803	18	70	JZ161210	1	90
JZ131810	6	72	JZ161223	3	90
JZ131813	9	70	JZ171004	1	82
JZ131817	6	64	JZ171017	8	82
JZ131875	7	72	JZ171807	10	82
JZ131884	8	62	JZ171829	11	82
JZ151045	17	74	JZ181004	22	94
JZ151045	17	76	JZ181016	13B	74
JZ151064	9	74	JZ181016	13B	76
JZ151064	9	76	JZ181017	13A	74
JZ151069	27	74	JZ181017	13A	76
JZ151069	27	76	JZ181018	4	74
JZ151070	2	74	JZ181018	4	76
JZ151070	2	76	JZ181216	7	92
JZ151078	14	74	JZ181237	10	94
JZ151078	14	76	JZ181260	6	100
JZ151079	15	74	JZ181261	7	100

# Parts Index



Part Number	Figure No.	Page No.	Part Number	Figure No.	Page No.
JZ181273	9	88	JZ231600	11	74
JZ181273	12	96	JZ231600	11	76
JZ181275	21	98	JZ231601	12	74
JZ181276	4	96	JZ231601	12	76
JZ181277	9	96	JZ232805	19	102
JZ181281	7	98	JZ232814	4	102
JZ181282	8	98	JZ233177	9	112
JZ181283	13	98	JZ233225	8	112
JZ181284	5B	102	JZ233239	8	112
JZ181293	1	98	JZ233251	8	112
JZ181294	2	98	JZ233263	8	112
JZ181299	5A	102	JZ233275	13	112
JZ181322	6	84	JZ233300	5	114
JZ181323	6	88	JZ233308	5	114
JZ181324	22	96	JZ233314	5	114
JZ181325	23	96	JZ233320	5	114
JZ181326	21	96	JZ233326	12	112
JZ181338	4	92	JZ233327	12	112
JZ181343	5	92	JZ233328	12	112
JZ181344	8	92	JZ233329	12	112
JZ181345	26	96	JZ233362	8	112
JZ181346	6	98	JZ351208	3	42
JZ181354	17	98	JZ351211	8	42
JZ181355	23	98	JZ351213	9	42
JZ181360	28	96	JZ401029	13	94
JZ181361	5	88	JZ401029	2	96
JZ181416	5	56	JZ401030	8B	102
JZ181442	9	56	JZ401038	1	100
JZ181443	13	56	JZ401039	4	100
JZ191010	5	44	JZ401042	13	102
JZ191011	6	44	JZ401043	4	94
JZ231225	1	108	JZ401043	1	96
JZ231414	10	108	JZ401046	8A	102

# Parts Index



Part Number	Figure No.	Page No.	Part Number	Figure No.	Page No.
JZ401403	10	74	JZ581229	8	4
JZ401403	10	76	JZ581405	9	4
JZ401410	5	74	JZ591095	4	38
JZ401410	5	76	JZ621000	7	26
JZ401803	13	104	JZ621200	10	26
JZ401804	15	104	KACA0820	11	108
JZ401809	12	104	KACb1040	9	108
JZ402000	4	42	KACF0830	4	78
JZ402204	8	104	KADA0618	2	36
JZ402239	8	104	KADB0845	6	108
JZ402413	9A	64	KADD0618	16	42
JZ402600	7	82	KADD0622	3	44
JZ402602	7B	82	KADD0630	22	80
JZ403601	10	58	KADD0814	4	46
JZ511016	7	4	KADD0814	10	46
JZ541226	9	30	KADD0814	18	52
JZ551004	19	14	KADD0820	21	52
JZ551210	9	14	KADD0885	4	108
JZ551412	9	32	KADF0520	12	98
JZ561002	4	16	KADF0525	19	98
JZ561200	10	18	KADf0612	22	98
JZ561201	11	18	KADF0614	19	94
JZ561201	10	18	KADF0812	6	102
JZ561402	16	18	KADF0814	2	108
JZ561404	12	18	KADF0840	24	96
JZ561405	15	18	KADF1050	8	108
JZ561407	14	18	KAED0612	11	84
JZ571000	1	24	KAED0612	17	104
JZ571001	5	24	KAED0614	18	42
JZ581025	5	36	KAEd0620	19	42
JZ581026	7	2	KAED0820	1	84
JZ581026	4	36	KAEF0630	5	62
JZ581032	3	36	KAEF0630	19	70

# Parts Index



Part Number	Figure No.	Page No.	Part Number	Figure No.	Page No.
KBBM0408	15	62	LAC00019	2	50
KBUA0545	14	102	LAC00031	28	74
KBUB0512	17	94	LAC00031	28	76
KBUC0514	7	88	LAD00009	12	94
KBUC0514	10	98	LAD00037	13	66
KBUC0516	2	94	LAD00046	14	96
KBUC0525	16	98	LAD00048	8	46
KBUC0514	10	96	LAD00121	11	46
KBUE0520	7	94	LAD00122	3	46
KCEB0504	8	56	LAE00020	12	36
KCGA0504	4	88	LAE00022	11	56
KCGA0505	6	82	LBB00006	7	56
KCGA0808	12	46	LBR00002	6	96
KCGA0808	3	108	LBR00002	3	98
KCGB0808	25	96	LBU00004	15	64
KCGD1010	5	100	LBU00006	16	64
KCHB1012	9	58	LBU00007	13	84
KDAA0408	16	94	LBU00009	2	94
KDBA0512	2	102	LBU00018	20	98
KDBA0818	5	52	LBU00019	14	98
KDBA0818	5	54	LBU00020	8	96
KDBB0512	1	94	LBU00025	18	98
KDDB0408	16	62	LCA00005	3	100
KHAA2015	13	18	LCB00005	12	70
KHAA2015	9	72	LCG00001	2	46
KHAA2520	6	52	LDB00001	27	70
KHAA2520	6	54	LDB00007	18	86
KHAA3230	6	58	LDB00007	3	88
KPBB6202	3	70	LDB00007	4	98
KPBB6301	2	62	LJA00004	14	22
KPBB6301	1	64	PA113042	7	54
KPBB6302	4	70	PA113043	7A	54
LAC00005	10	54	PA113204	3	58

# Parts Index



Part Number	Figure No.	Page No.	Part Number	Figure No.	Page No.
PA113206	1	58	PA401410	10	76
PA121012	1	78	PA401600	1	104
PA121015	2	78	PA402204	24	74
PA121016	3	78	PA402204	24	76
PA121017	9	78	PA402422	6	86
PA131048	1	60	PA402424	8	86
PA151005	11	94	PA402425	9	86
PA151012	6	74	PA402426	10	86
PA151012	6	76	PA402427	16	86
PA151023	22	74	PA402428	13	86
PA151023	22	76	PA402429	17	86
PA161205	2	44	PA402431	11	86
PA161206	7	44	PA402432	15	86
PA181226	1	86	PA402432	15	86
PA181227	3	94	PA402436	1	88
PA181246	8	94	PA561002	1	16
PA181292	26	94	PA561207	7	18
PA181293	25	94	PF121073	6A	78
PA181301	27	96	PF541018	2	20
PA181313	17	96	YJZ08001	8	86
PA181315	7	96	YJZ08002	9	86
PA181405	1	56	YJZ08003	10	86
PA182200	23	94	YJZ08004	11	86
PA182201	24	94	YJZ08006	13	86
PA191000	1	44	YJZ08007	14	86
PA231202	5	108	YJZ08008	12	86
PA233226	12	112	YJZ08009	14	86
PA401006	8	102	YJZ08010	17	86
PA401405	1	74	YJZ08011	16	86
PA401405	1	76	YJZ14002	6	40
PA401407	1A	74	YJZ14003	7	40
PA401407	1A	76	YJZ14004	1	38
PA401410	10	74	YPA13014	26	74



Parts Index



Part Number	Figure No.	Page No.
YPA13014	26	76

Part Number	Figure No.	Page No.
-------------	------------	----------

Parts Index



Part Number	Figure No.	Page No.
-------------	------------	----------

Part Number	Figure No.	Page No.
-------------	------------	----------













































