

DISCOVER 125ST/100T



DISCOVER 125ST/100T

Bajaj Auto Limited
Akurdi Pune 411 035 India
Tel +91 20 27472851
Fax +91 20 27407385
www.bajajauto.com

Spare Parts Catalogue



Notice

Pulsar 125ST/100T

All information contained in this manual is based on the latest product information at the time of publication. Bajaj Auto Limited accepts no liability for any inaccuracies or omissions in this publication, although every possible care has been taken to make it as complete and accurate as possible. All procedures and specifications subject to change without prior notice. The right is reserved to make such changes at any time without prior notice and without incurring an obligation to make such changes to product manufactured previously. Contact your authorized Bajaj Dealer for the latest information on product improvements incorporated after this manual was issued.

DOC. NO.: 71111665

REV. 00, FEB 13

Copy rights : All rights reserved. No part of this publicatin may be reproduced, stored in a retrival system, Or transmitted in any form or by any means, electronic mechanical photocopying, recording or otherwise, without the prior written permission of Bajaj Auto LTD.

We have pleasure in presenting the Spare Parts Catalogue for 'Discover 125ST & Discover 100T' Motorcycle. This catalogue has been specially designed to assist you in selecting the correct parts for procurement to maintain 100% availability.

The Bajaj spares are subjected to the stringent quality control standards to ensure longer life of the vehicle. It is therefore necessary that only the Genuine Bajaj Spares are used.

In a continual effort to improve Performance and Efficiency of the vehicles, Specifications, Diagrams, Illustrations and Part Numbers can change without notice. Consequently, the description in this Spare Parts Catalogue cannot therefore be final and binding on us.

The modifications / alterations which are carried out after the issue of this catalogue, will be conveyed to you through our Service Circulars. You are requested to make necessary corrections in the Parts Catalogue as per the circulars so as to keep your catalogue up-to-date. This will ensure the appropriate and speedy delivery of the Spare Parts as the order placed will bear the latest part numbers.

In case, if you need any technical assistance contact the concerned Regional Office or write to us on the following address :

Bajaj Auto Limited

Service Department

Akurdi, Pune 411 035 India

Phone : 020-27406557

Fax : 020-27407385

1. How to Read the Catalogue : Open the catalogue and from the pictorial index locate the group in which the part you want to find is present. Turn over to the concerned page number (as given by pictorial index). Now find out the figure of the part you wish to order. Write down the part number against that particular figure number from the text.

In case, if you have the part number and you need the other details, the part index can be used. The part index (at the end of the catalogue) will give you the figure and page number of the part you wish to order.

2. How to Order Spare Parts : The part number and the description of the part required should be invariably mentioned in the order as per the catalogue text.

The latest part number as conveyed through our service circulars should only appear on the order. In case of ordering painted components, colour shade of the components should be mentioned.

The quantity shown against the part number is the quantity per vehicle for that group so that particular quantity should be multiplied by the number of sets required.

3. Part Number System : We have used 8 digit system for part numbers. The model or hardware item is indicated by first two digits or alphanumeric, the next two or four digits indicate main group and the last four or two digits indicate serial number in main group or serial number or subgroup of fastener respectively. Thus the part numbers will be indicated by 2-2-4 or 2-4-2 digit system. Understanding this system will enable you to identify the spare parts easily.

4. Abbreviations : The following abbreviations are used in this catalogue.

Assly	Assembly	V	Volts
N.I.	Not illustrated	W	Watts
C'case	Crankcase	Accl.	Accelerator
Cyl	Cylinder	Comp.	Complete
O/s	Over size	Fr.	Front
Rr.	Rear	Std.	Standard
L	Length	A/t.	Alternate
R.H.	Right hand	L.H.	Left hand
Hex.	Hexagonal	AR	As required

Index

PIONEER 125ST/100T

Plate No.	Description	Page No.
1	Cover Cylinder Head	2
2	Cylinder Head	4
3	Valve	6
4	Camshaft / Tensioner	8
5	Cylinder and Piston	10
6	Crankshaft	12
7	Transmission	14
8	Change Drum / Shift Fork	16
9	Gear Change Mechanism	18
10	Engine Assly / Crankcase RH	20
11	Crankcase LH	22
12	Oil Pump	24
13	Kick Starter Mechanism	26
14	Cover Clutch	28
15	Cover Magneto	30
16	Clutch Assly	32
17	Carburettor (125ST)	34
18	Carburettor (100T)	36
19	Air Cleaner Complete	38
20	Silencer Assly	40
21	Starter Assly	42
22	Magneto, C.D.I. & H.T. Coil	44
23	Seat Assly / Seat Lock	46
24	Engine Mountings	48
25	Frame and Frame Fitting	50
26	Swing Arm/Rear Shock Absorber (125ST)	52
27	Swing Arm/Rear Shock Absorber (100T)	54
28	Rider Foot Rest	56
29	Pillion Foot Rest & Holder	58
30	Mudguard- Front & Rear	60

Index

PIONEER 125ST/100T

Plate No.	Description	Page No.
31	Stand Assembly	62
32	Tyre/ Tube / Rim	64
33	Front Hub (125ST)	66
34	Front Hub (100T)	68
35	Front Master Cylinder (125ST)	70
36	Front Disc Brake (125ST)	72
37	Rear Hub (125ST)	74
38	Rear Hub (100T)	76
39	Rear Brake Pedal	78
40	Handle Bar Assly	80
41	Front Fork	82
42	Painted Parts & Decals	84-86
43	Petrol Tank, Cap Tank & Gauge Fuel	88
44	Fittings - Petrol Tank, Side Cover & Cover Seat	90
45	Meter Assly.	92
46	Control Cables	94
47	Chain Case (125ST)	96
48	Chain Case (100T)	98
49	Head Lamp & Fairing	100
50	Indicator Light Assly.	102
51	Tail Lamp Assly. / Front No. Plate	104
52	Electrical Equipments	106
53	Tool Kit	108
54	Accessories / Grab Handle	110
	Kits List	111-116
	Amendment Sheet (Parts Added)	
	Amendment Sheet (Parts Deleted)	
	Part Index	117-134

Pictorial Index

PIEMONTE 125ST/100T

PLATE NO. : 1
COVER CYLINDER HEAD

PAGE NO.
2



PLATE NO. : 2
CYLINDER HEAD

PAGE NO.
4

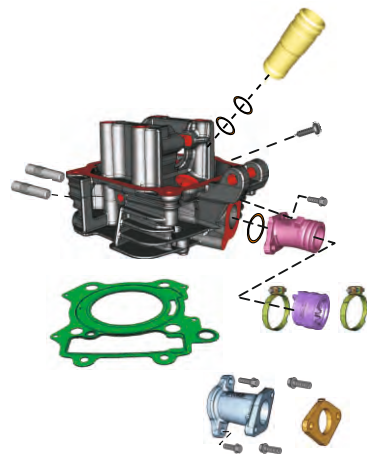


PLATE NO. : 3
VALVE

PAGE NO.
6

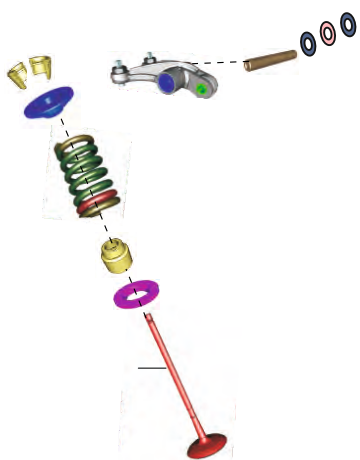



PLATE NO. : 4
CAMSHAFT / TENSIONER

PAGE NO.
8



Pictorial Index

PIEMONTE 125ST/100T

PLATE NO. : 5
CYLINDER & PISTON

PAGE NO.
10

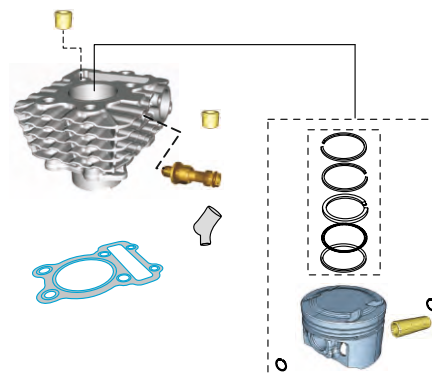


PLATE NO. : 6
CRANKSHAFT

PAGE NO.
12

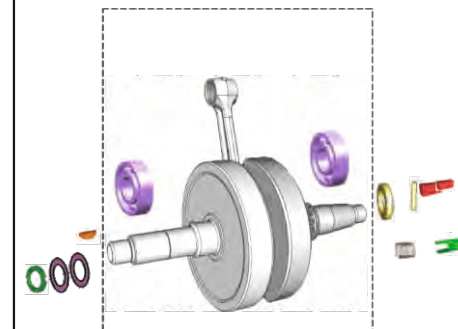


PLATE NO. : 7
TRANSMISSION

PAGE NO.
14


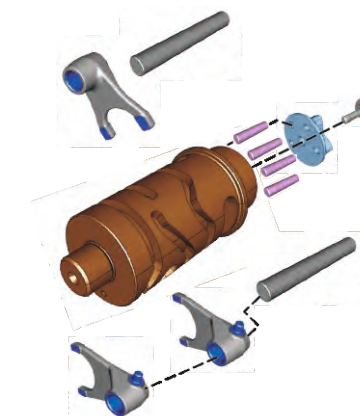


PLATE NO. : 8
CHANGE DRUM / SHIFT FORK

PAGE NO.
16



Pictorial Index

PIEMONTE 125ST/100T


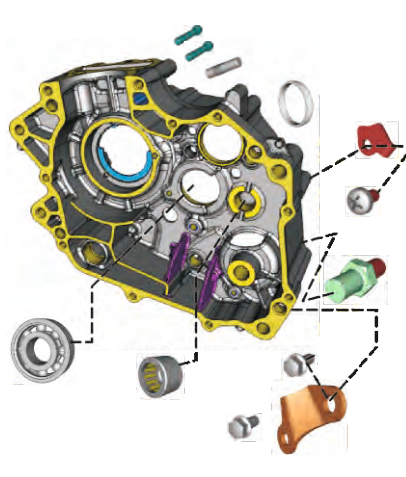
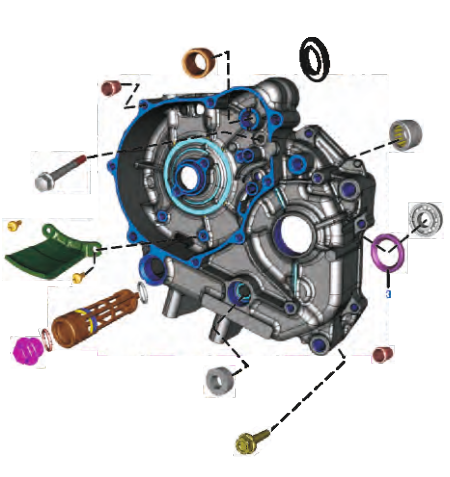
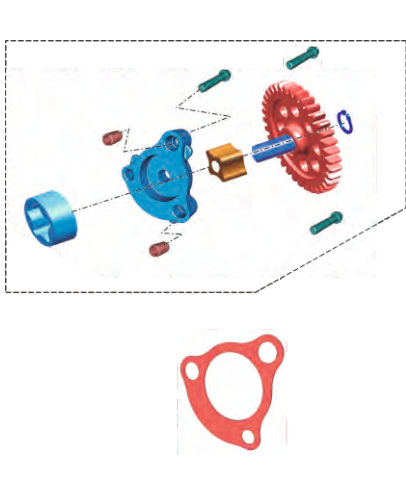
PLATE NO. : 9 GEAR CHANGE MECHANISM	PAGE NO. 18	PLATE NO. : 10 ENGINE ASSLY & CRANKCASE RH	PAGE NO. 20
			

PLATE NO. : 11 CRANKCASE LH	PAGE NO. 22	PLATE NO. : 12 OIL PUMP	PAGE NO. 24
			

Pictorial Index

PIEMONTE 125ST/100T

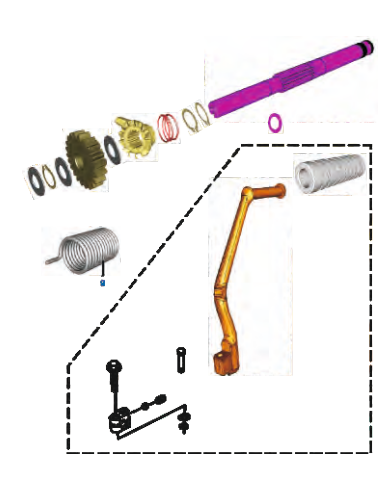

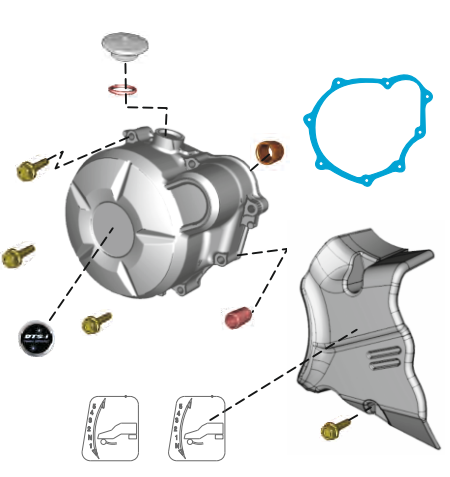

PLATE NO. : 13 KICK STARTER MECHANISM	PAGE NO. 26	PLATE NO. : 14 COVER CLUTCH	PAGE NO. 28
			

PLATE NO. : 15 COVER MAGNETO	PAGE NO. 30	PLATE NO. : 16 CLUTCH ASSLY	PAGE NO. 32
			

Pictorial Index

PIEMONTE 125 ST / 100 T

PLATE NO. : 17
CARBURETTOR (125 ST)

PAGE NO.
34

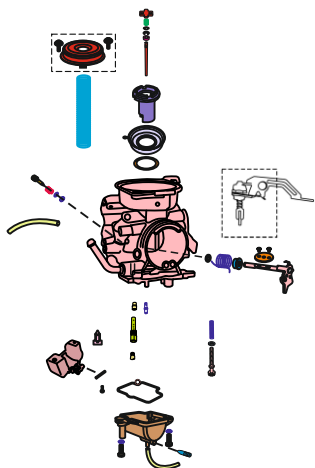


PLATE NO. : 18
CARBURETTOR (100 T)

PAGE NO.
36

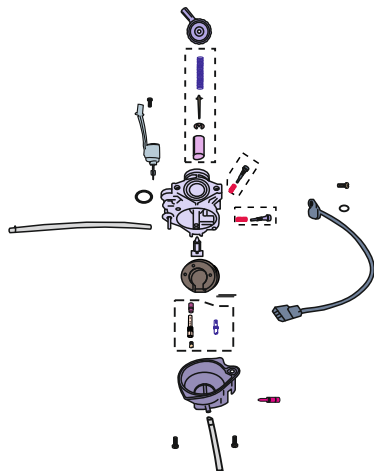


PLATE NO. : 19
AIR CLEANER COMPLETE

PAGE NO.
38

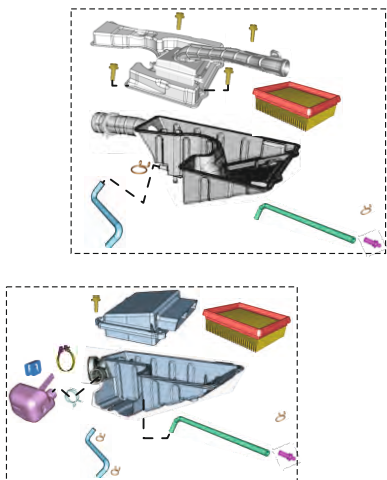
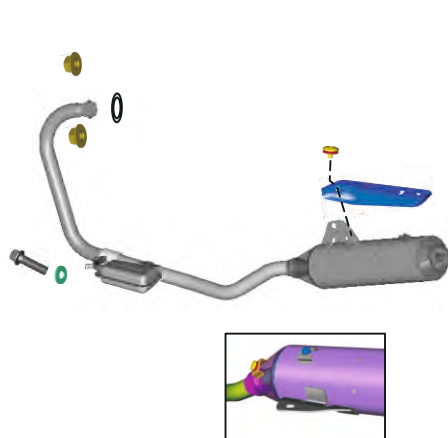


PLATE NO. : 20
SILENCER ASSLY

PAGE NO.
40



Pictorial Index

PIEMONTE 125 ST / 100 T

PLATE NO. : 21
STARTER ASSLY

PAGE NO.
42

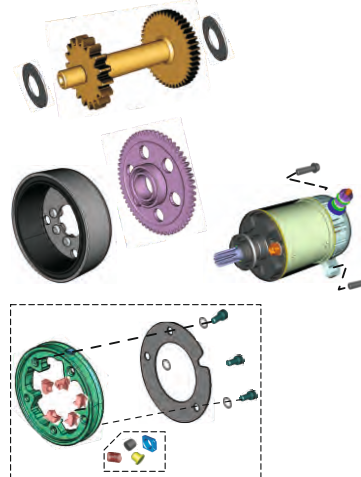


PLATE NO. : 22
MAGNETO, C.D.I. & H.T. COIL

PAGE NO.
44



PLATE NO. : 19
AIR CLEANER COMPLETE

PAGE NO.
38

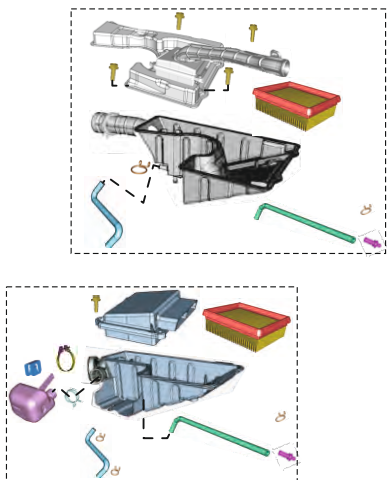


PLATE NO. : 20
SILENCER ASSLY

PAGE NO.
40

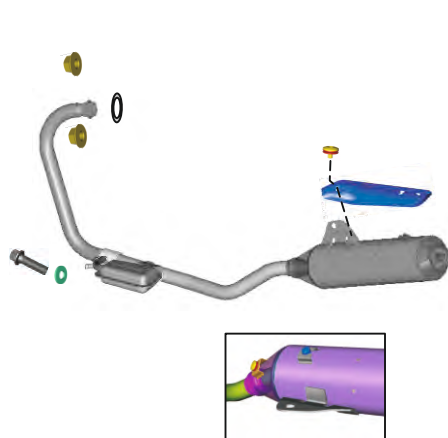


PLATE NO. : 23
SEAT ASSLY / SEAT LOCK

PAGE NO.
46

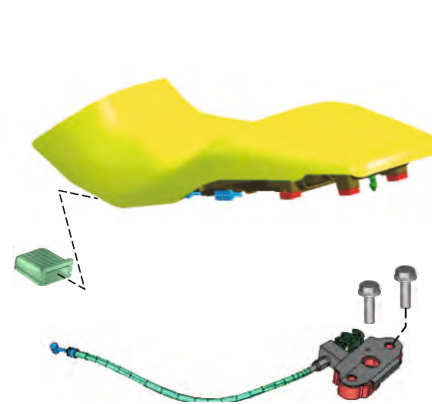
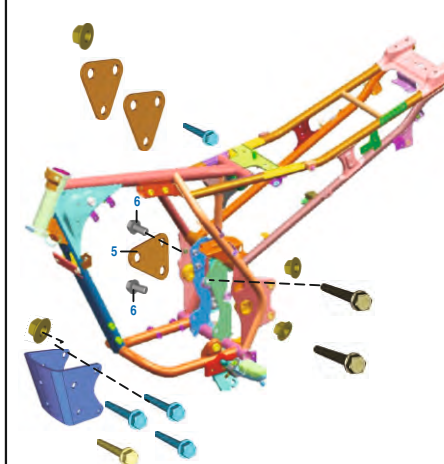


PLATE NO. : 24
ENGINE MOUNTINGS

PAGE NO.
48



Pictorial Index

DISCORA 125 ST / 100 T

PLATE NO. : 25
FRAME AND FRAME FITTINGS

PAGE NO.
50

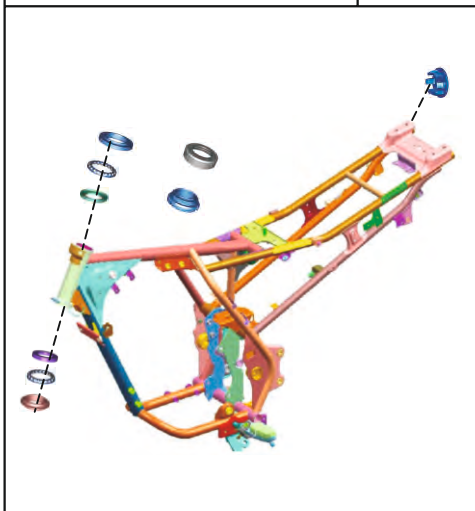


PLATE NO. : 26
SWING ARM / REAR SHOCK
ABSORBER (125 ST)

PAGE NO.
52




PLATE NO. : 27
SWING ARM /
REAR SHOCK ABSORBER (100 T)

PAGE NO.
54

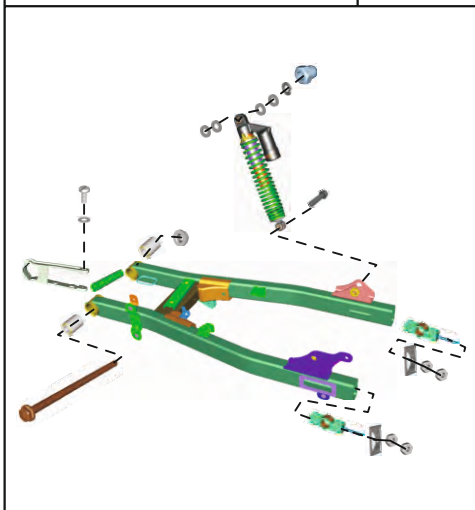
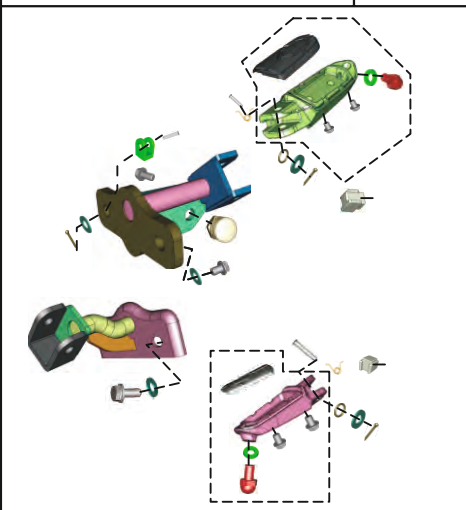


PLATE NO. : 28
RIDER FOOT REST

PAGE NO.
56



Pictorial Index

DISCORA 125 ST / 100 T

PLATE NO. : 29
PILLION FOOT REST /
HOLDER STEP

PAGE NO.
58

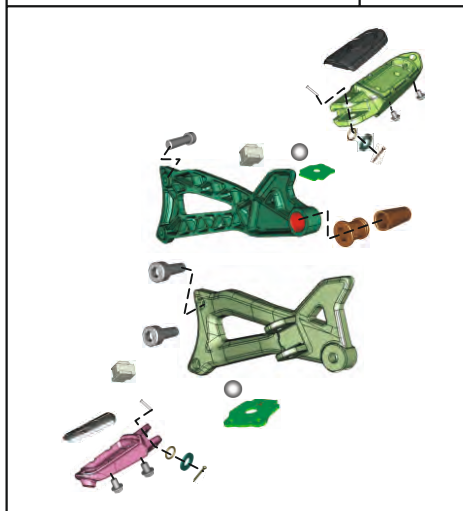


PLATE NO. : 30
MUDGUARD - FRONT & REAR

PAGE NO.
60

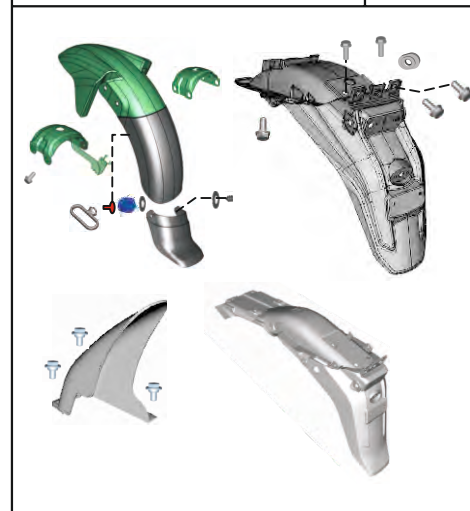


PLATE NO. : 31
STAND ASSEMBLY

PAGE NO.
62

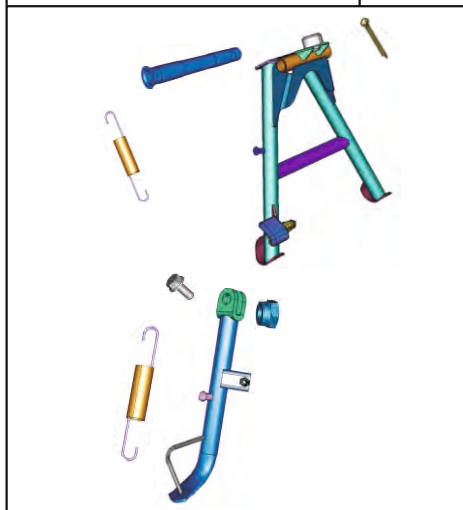
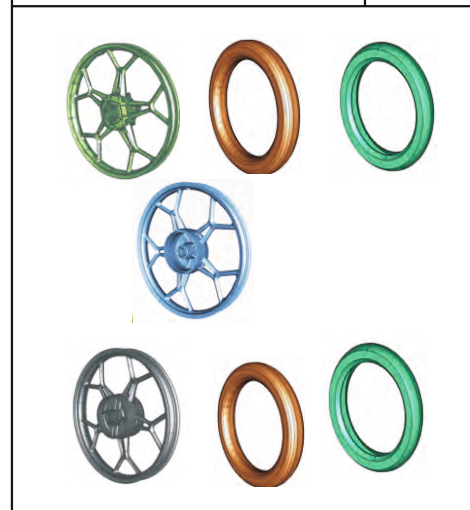


PLATE NO. : 32
TUBE / TYRE / RIM

PAGE NO.
64



Pictorial Index

DISCVA 125 ST / 100 T

PLATE NO. : 33
FRONT HUB (125 ST)

PAGE NO.
66

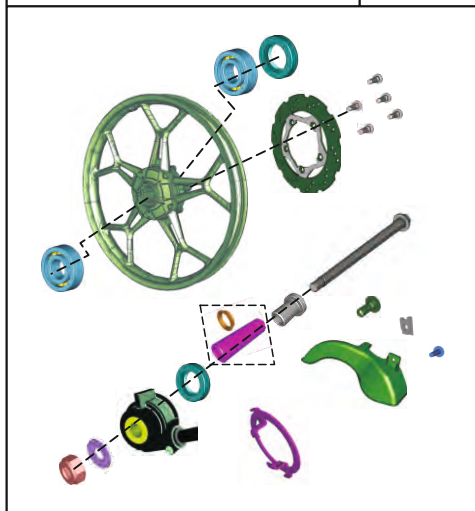


PLATE NO. : 34
FRONT HUB (100 T)

PAGE NO.
68

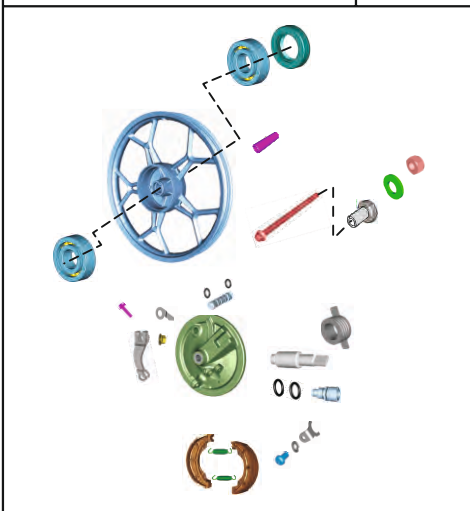


PLATE NO. : 35
FRONT MASTER CYLINDER (125 ST)

PAGE NO.
70

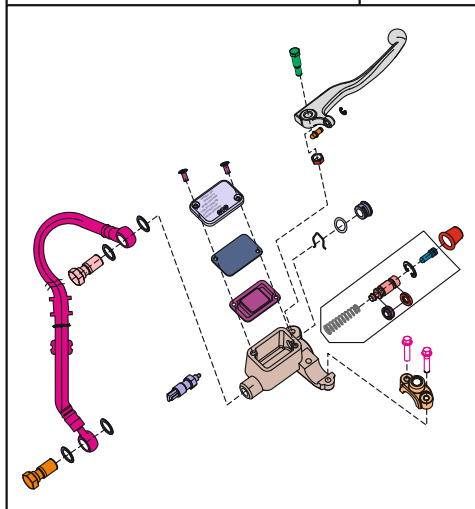
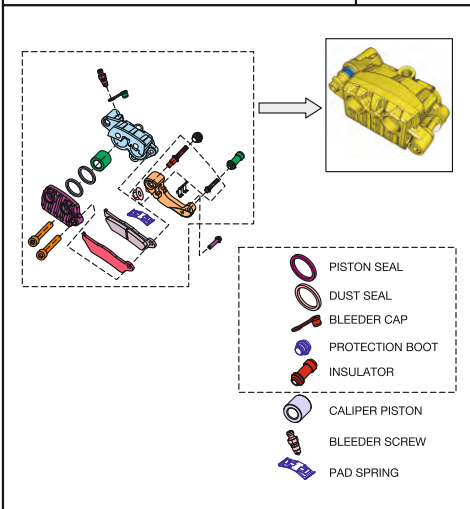


PLATE NO. : 36
FRONT DISC BRAKE (125 ST)

PAGE NO.
72



Pictorial Index

DISCVA 125 ST / 100 T

PLATE NO. : 37
REAR HUB (125 ST)

PAGE NO.
74



PLATE NO. : 38
REAR HUB (100 T)

PAGE NO.
76




PLATE NO. : 39
REAR BRAKE PEDAL

PAGE NO.
78

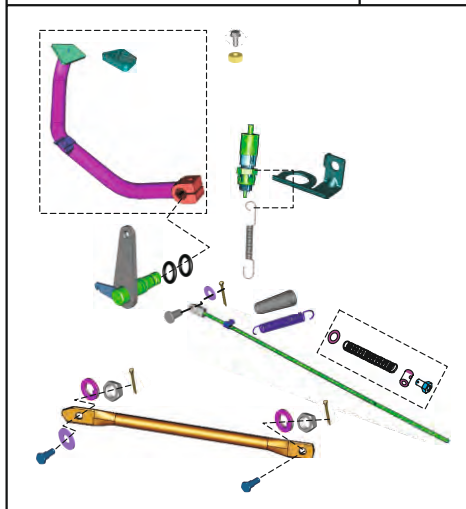
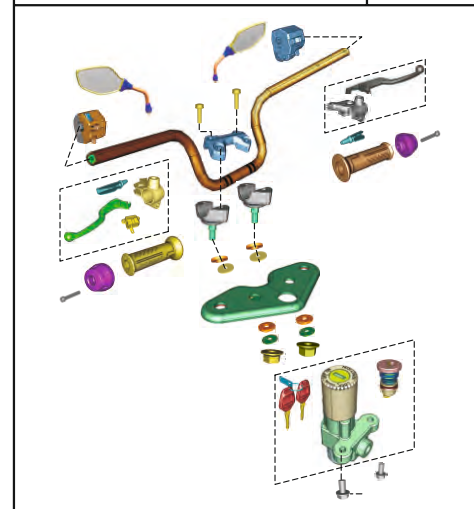


PLATE NO. : 40
HANDLE BAR ASSEMBLY

PAGE NO.
80



Pictorial Index

PIEMONTE 125 ST / 100 T

PLATE NO. : 41
FRONT FORK

PAGE NO.
82

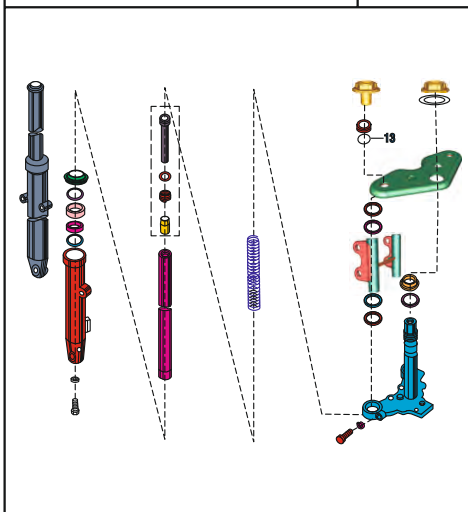


PLATE NO. : 42
PAINTED PARTS AND DECALS

PAGE NO.
84, 86




PLATE NO. : 43
PETROL TANK, CAP TANK AND
GAUGE FUEL

PAGE NO.
88

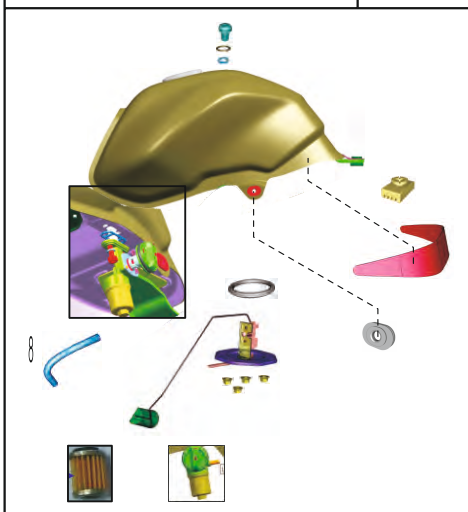



PLATE NO. : 44
FITTINGS - PETROL TANK COVER,
SIDE COVERS & COVER SEAT

PAGE NO.
90



Pictorial Index

PIEMONTE 125 ST / 100 T

PLATE NO. : 45
METER ASSEMBLY

PAGE NO.
92

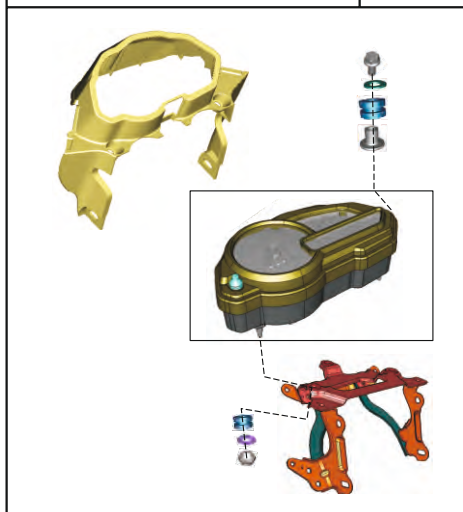


PLATE NO. : 46
CONTROL CABLES

PAGE NO.
94




PLATE NO. : 47
CHAIN CASE (125 ST)

PAGE NO.
96





PLATE NO. : 48
CHAIN CASE (100 T)

PAGE NO.
98



Pictorial Index

DISCORA 125ST/100T

PLATE NO. : 49
HEAD LAMP & FAIRING

PAGE NO.
100

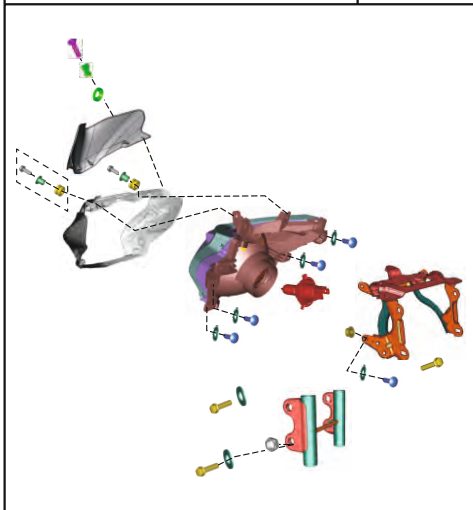


PLATE NO. : 50
INDICATOR LIGHT ASSEMBLY

PAGE NO.
102



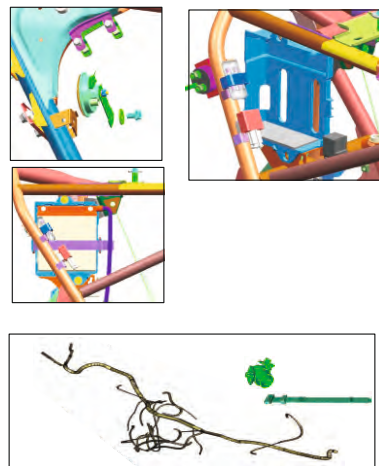
PLATE NO. : 51
TAIL LAMP ASSLY /
FRONT NUMBER PLATE

PAGE NO.
104



PLATE NO. : 52
ELECTRICAL EQUIPMENTS

PAGE NO.
106



Pictorial Index

DISCORA 125ST/100T

PLATE NO. : 53
TOOL KIT

PAGE NO.
108

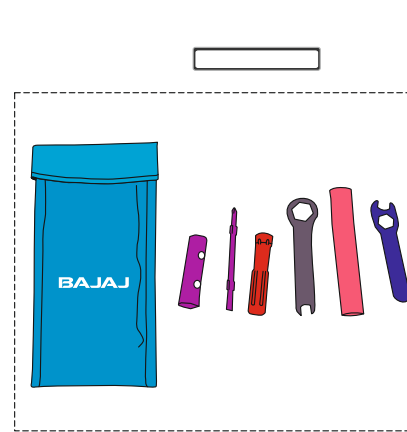
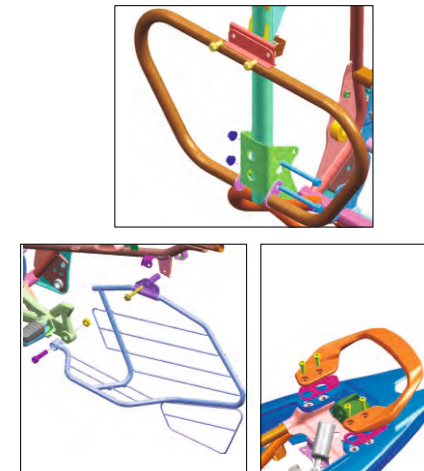
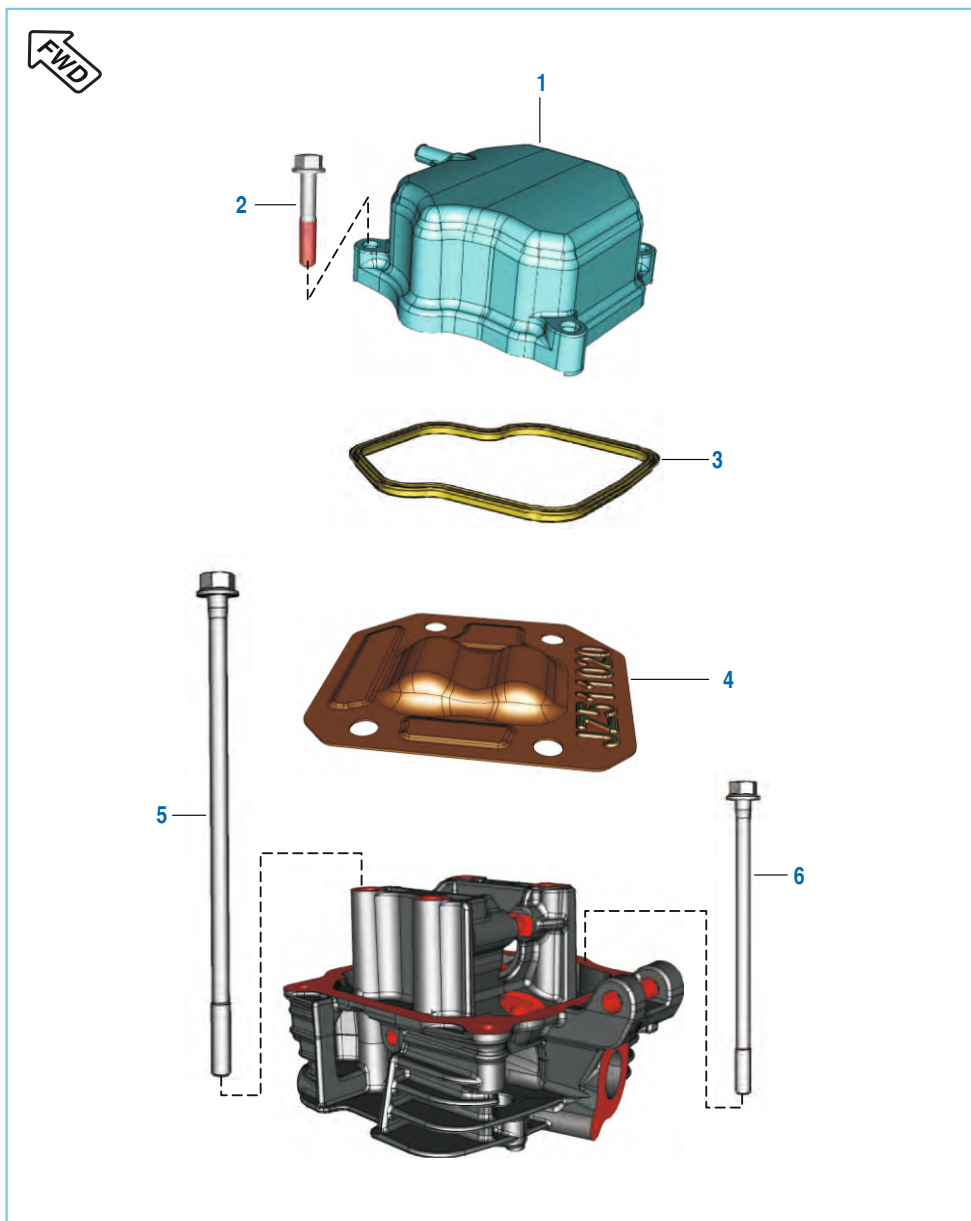


PLATE NO. : 54
ACCESSORIES / GRAB HANDLE

PAGE NO.
110

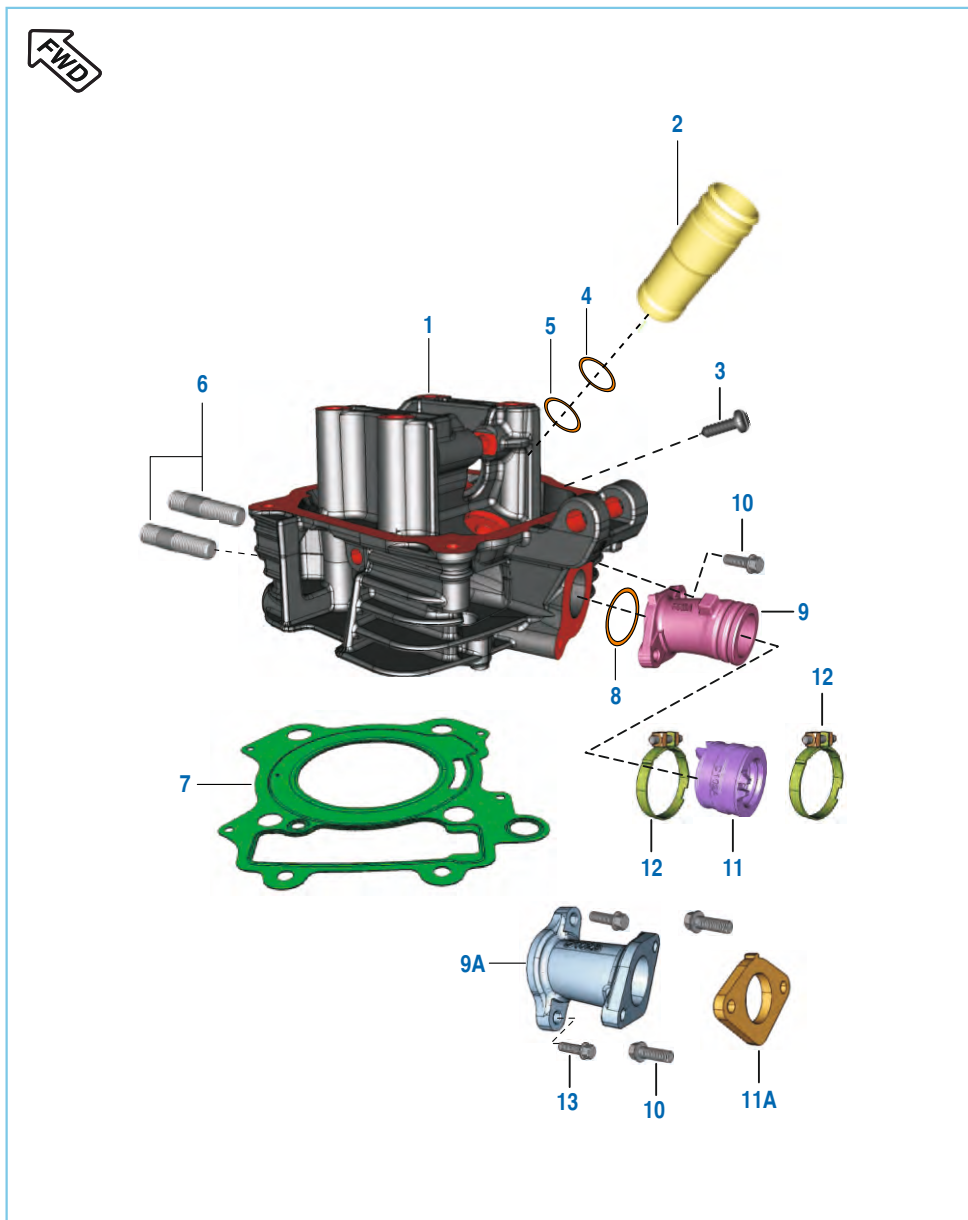


Cover Cylinder Head



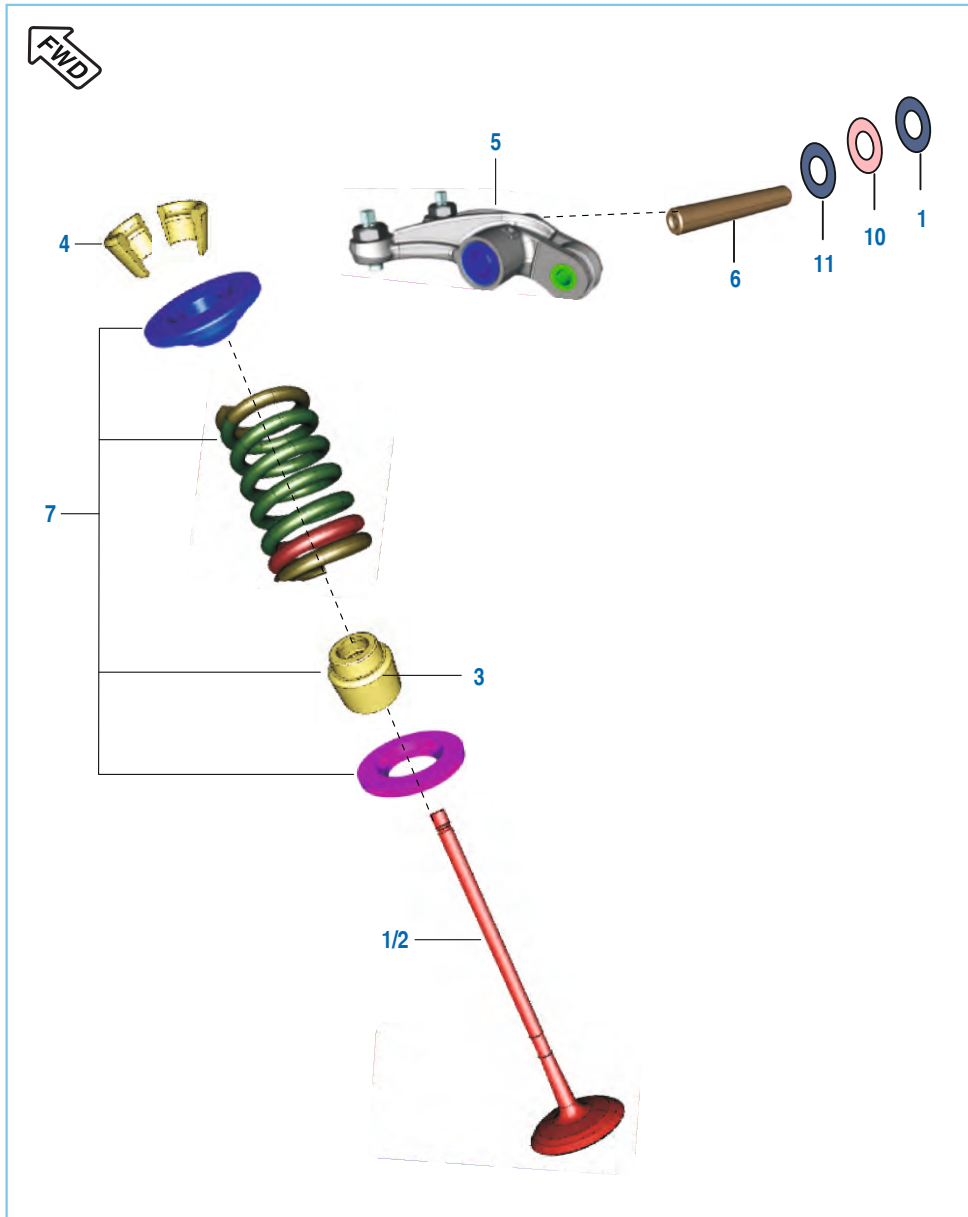
No.	Part No.	Description	Qty.		Remarks
			125 ST	100 T	
1	JZ 5110 21	Cylinder Head Cover Complete	1	1	With Gasket
2	59 0400 38	Bolt	4	4	
3	JD 5110 10	Gasket Head Cover	1	1	
4	PA 5110 39	Plate Cylinder Head	1	1	
5	JA 5110 08	Bolt Head Mounting-M8X1.25X196L	4	4	
6	59 0400 50	Flanged Bolt M8X1.25X148L	1	1	

Cylinder Head



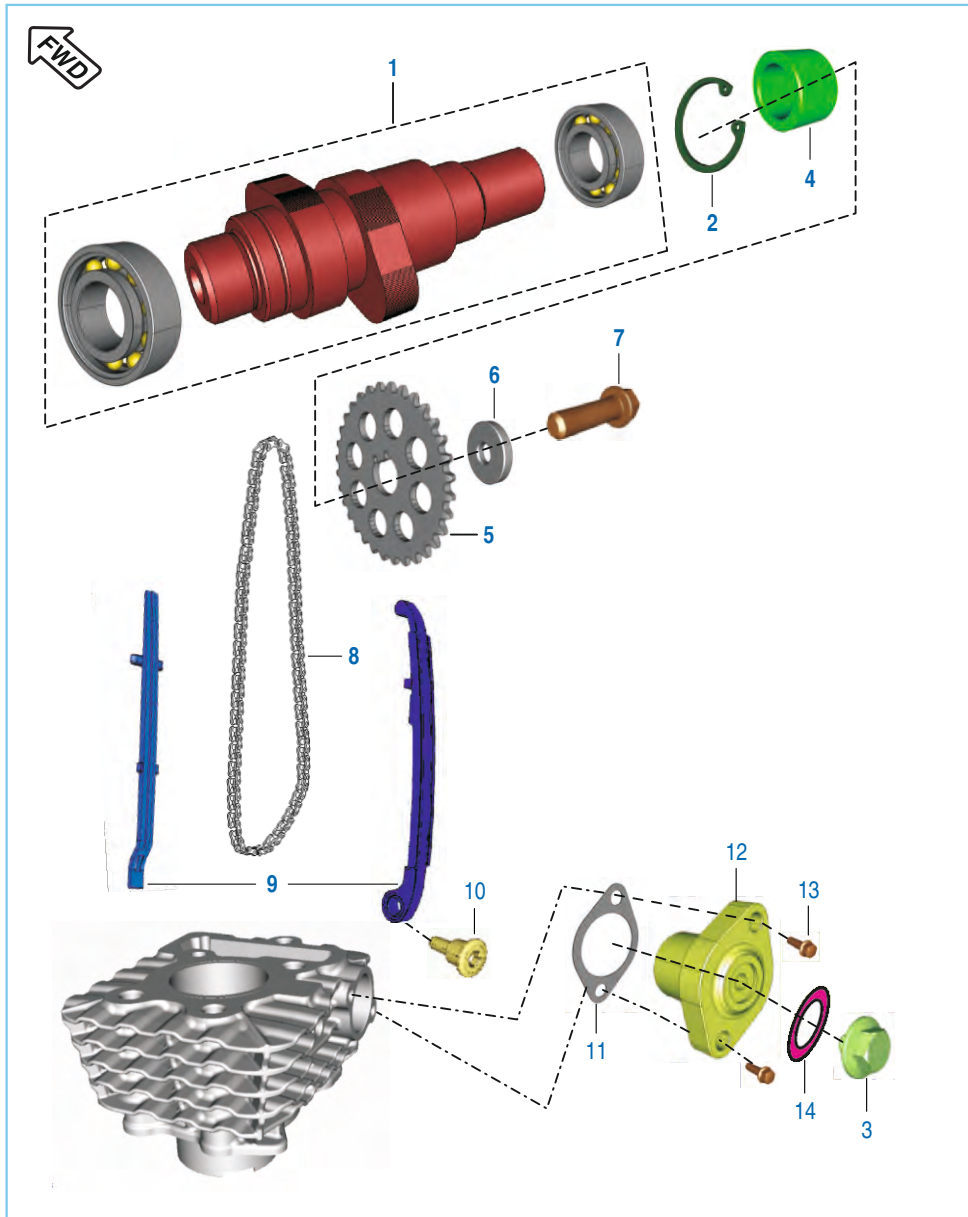
No.	Part No.	Description	Qty.		Remarks
			125 ST	100 T	
1	36 JZ00 79	Kit Assly Cylinder Head	1	--	Refer Page No.111
	36 PA00 96	Kit Assly Cylinder Head	--	1	Refer Page No.115
2	JD 5110 04	Sleeve Spark Plug	1	--	
	JB 5110 18	Sleeve Spark Plug	--	1	
3	39 2608 01	Screw - Grub - M5 X 0.8 X 7	1	1	
4	39 1283 21	Ring - O	1	2	
5	39 2629 21	O-Ring	1	1	
6	JA 5110 28	Stud M8X1.25X451	2	2	
7	JD 5110 08	Gasket Cylinder Head	1	--	
	JB 5110 19	Gasket Cylinder Head	--	1	
8	39 2539 21	Ring - O	1	1	
9	JZ 5814 05	Intake Manifold	1	--	
9A	PA 5814 03	Manifold PTE 20	--	1	
10	JE 5814 19	Bolt Flange M6X1X25L	2	2	
11	JZ 5812 29	Sleeve Carburettor	1	--	
11A	PA 5812 05	Insulator	--	1	
12	AA 1210 71	Clamp Carburettor	2	--	
13	LA D000 11	Bolt Flange M6X1X20L	--	2	

Valve



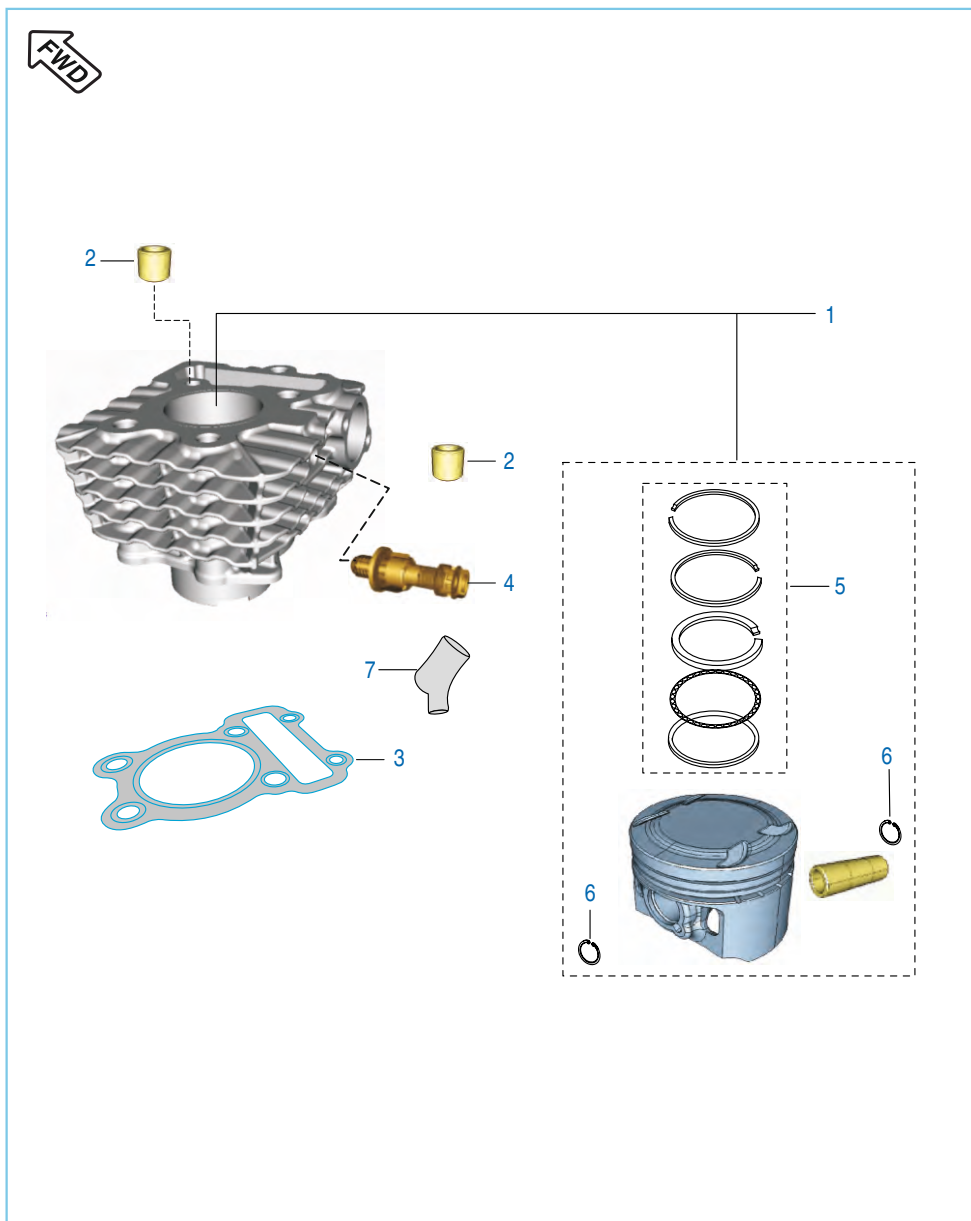
No.	Part No.	Description	Qty.		Remarks	
			125 ST	100 T		
1	JE 5112 00	Valve Intake	2	--		
	PA 5112 28	Valve Intake	--	2		
2	JE 5112 01	Valve Exhaust	2	--		
	PA 5112 29	Valve Exhaust	--	2		
3	39 2017 19	Seal - Oil	4	4		
4	DG 1010 29	Collet	8	8		
5	JE 5112 04	Rocker Arm With Roller	2	--		
6	JD 5112 09	Shaft Rocker Arm Intake	2	--		
	JA 5112 11	Shaft Rocker Arm Intake	--	2		
7	36 JE00 01	Kit Valve Repair	4	--		Refer Page No. 111
	36 PA00 94	Kit Valve Repair	--	4		RefPage No. 113N.S
8	PA 5112 32	Assly Rocker Arm Inlet	--	1	N.I.	
9	PA 5112 34	Assly Rocker Arm Exhaust	--	1	N.I.	
10	DS 1013 66	Wave Washer	--	2		
11	59 1100 02	Plain Washer	--	4		

Camshaft / Tensioner



No.	Part No.	Description	Qty.		Remarks
			125 ST	100 T	
1	JE 5112 06	Camshaft Complete	1	--	
	PA 5112 15	Camshaft Assly	--	1	
2	39 0594 17	Circlip	1	1	
3	JA 5210 18	Bolt	1	1	N.S
	DD 1010 62	Bolt	1	1	alt for JA521018
4	JE 5110 50	Spacer Cam Sprocket (3.5)	1	--	Discontinued
*	JA 5112 16	Spacer Cam Sprocket (3.3)	1	1	
5	JE 5112 24	Sprocket - Cam shaft (3.5)	1	--	Discontinued
*	DS 1012 76	Sprocket - Cam shaft (3.3)	1	1	
6	DH 1010 48	Washer - Special: Camshaft	1	1	
7	59 0400 31	Bolt	1	1	N.S
	DK 1013 86	Bolt	1	1	alt for 59040031
8	JE 5112 23	Cam Chain (3.5)	1	--	Discontinued N.S
*	DS 1099 05	Cam Chain (3.3)	1	1	
9	36 JZ00 97	Kit Chain Guide (3.5)	1	--	Discontinued
*	36 JZ00 81	Kit Chain Guide (3.3)	1	1	Refer Page No. 114
10	DH 1013 92	Pre-coated Tensioner Pivot Bolt -	1	1	
11	CS 1011 28	Gasket	1	1	
12	JA 5210 17	Chain Tensioner (Black)	1	--	
	JE 5210 16	Chain Tensioner	--	1	
13	JA 5210 19	Bolt	2	2	N.S
	39 1673 04	Bolt	2	2	alt for JA521019
14	39 2669 21	Ring - 'O' (Id 10.15X1.5)	1	1	alt JE 5512 01

* From Engine No. JEZRC01052 (13.07.2012) onwards (Pantnagar)
 From Engine No. JEZWCC04098 (05.07.2012) onwards (Waluj)



 Front Wheel Direction

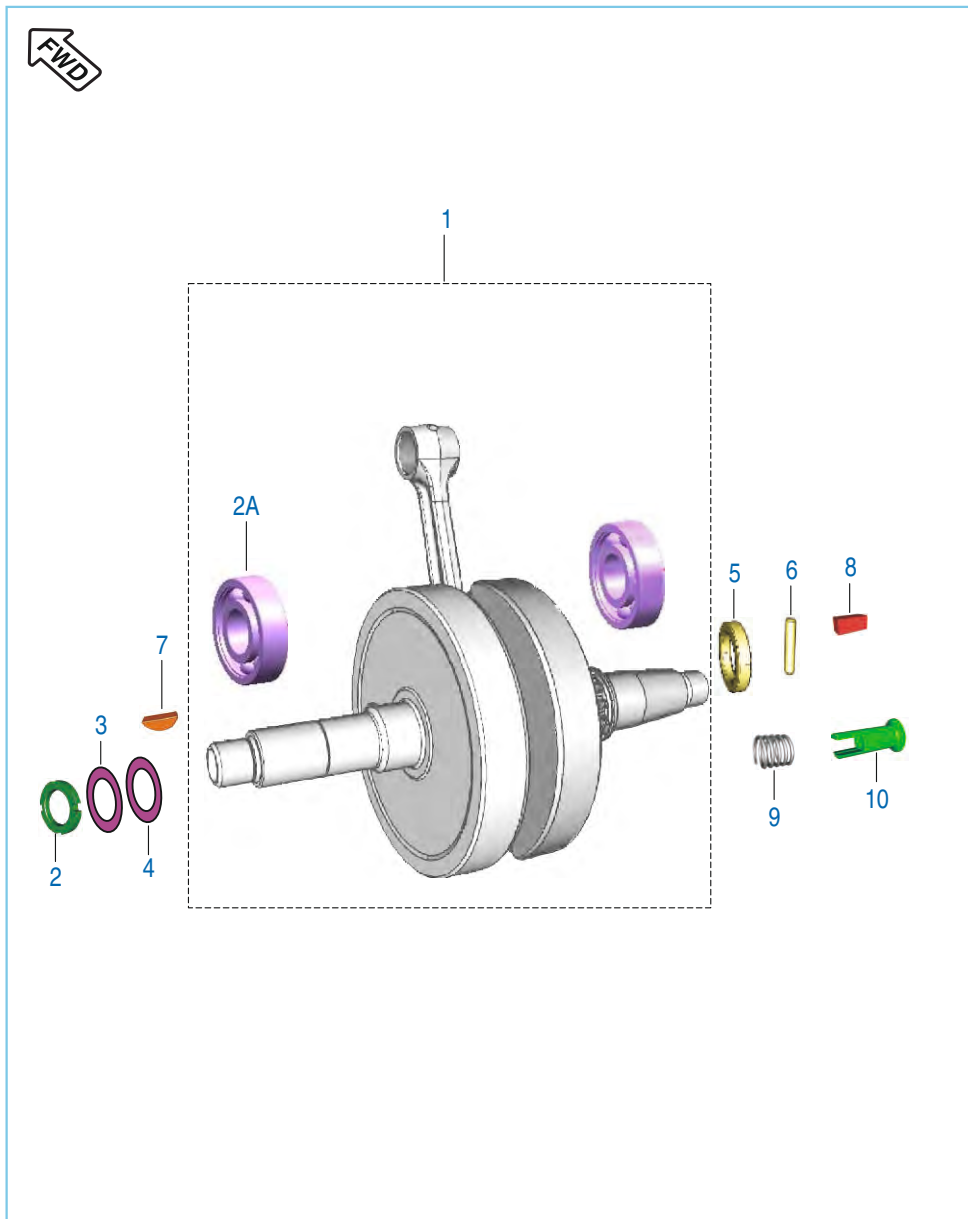
Plate No.: 5

Cylinder and Piston

No.	Part No.	Description	Qty.		Remarks
			125 ST	100 T	
1	36 JZ00 74	Kit Block Piston	1	--	Refer page no. 111
	36 PA00 93	Kit Block Piston	--	1	Refer page no. 114
2	39 1000 06	Pin - Hollow Dowel	2	2	
3	JD 5210 02	Gasket Cylinder Block	1	1	
4	JW 3514 00	Thermal Sensor	1	1	
5	36 JE00 02	Kit Piston Ring	1	--	Refer page no. 112
	36 PA00 03	Kit Piston Ring	--	1	Refer page no. 114
6	DP 1011 65	Ring Snap	2	--	
	PA 5212 14	Circlip Piston	--	2	
7	JB 4022 02	Grommet for Thermal Sensor	1	1	

Brand ID: 001MC649 (DISCOVER 125 ST)
 Brand ID: 001MC639 (DISCOVER 100 T)

Crankshaft



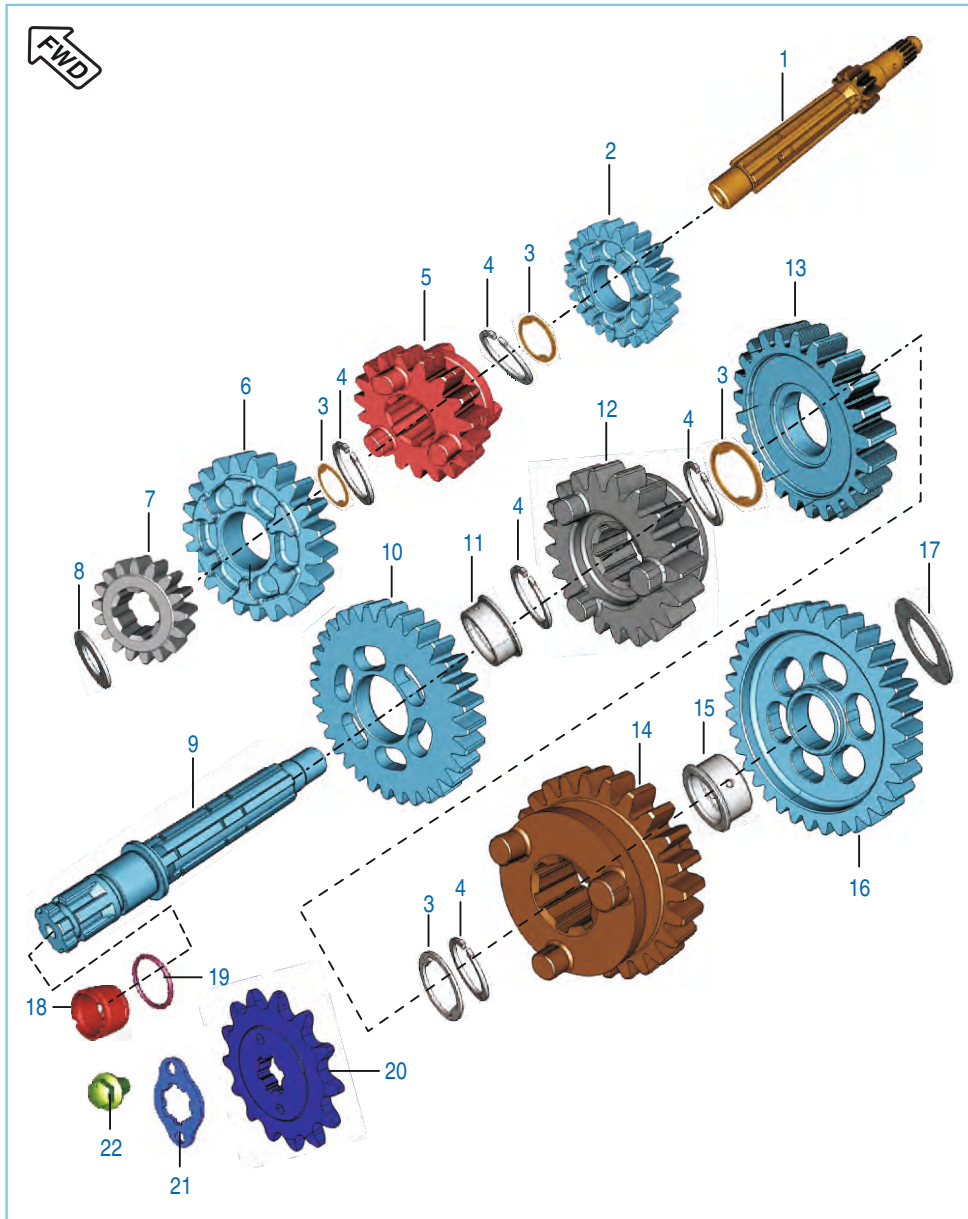
No.	Part No.	Description	Qty.		Remarks
			125 ST	100 T	
1	JE 5310 08	Crankshaft Assembly (3.3)	1	--	#
	PA 5310 21	Crankshaft Assembly	--	1	
2	59 1500 14	Nut Flange	2	2	
2A	JE 5310 01	Bearing Ball	2	--	
2A	39 1864 20	Bearing Ball	--	1	
3	59 1200 03	Washer Belleville	2	2	
4	59 1100 08	Washer	1	1	
5	JD 5310 04	Spacer Crank Shaft	1	1	
6	JA 5310 15	Pin(C/S Plunger)	1	1	
7	31 1011 73	Key -Woodruff	1	1	
8	DS 1011 54	Key	1	1	
9	JA 5310 12	Spring	1	1	
10	JB 5310 21	Plunger Oil Crankshaft	1	1	

From Engine No. JEZRC01052 (13.07.2012) onwards (Pantnagar)

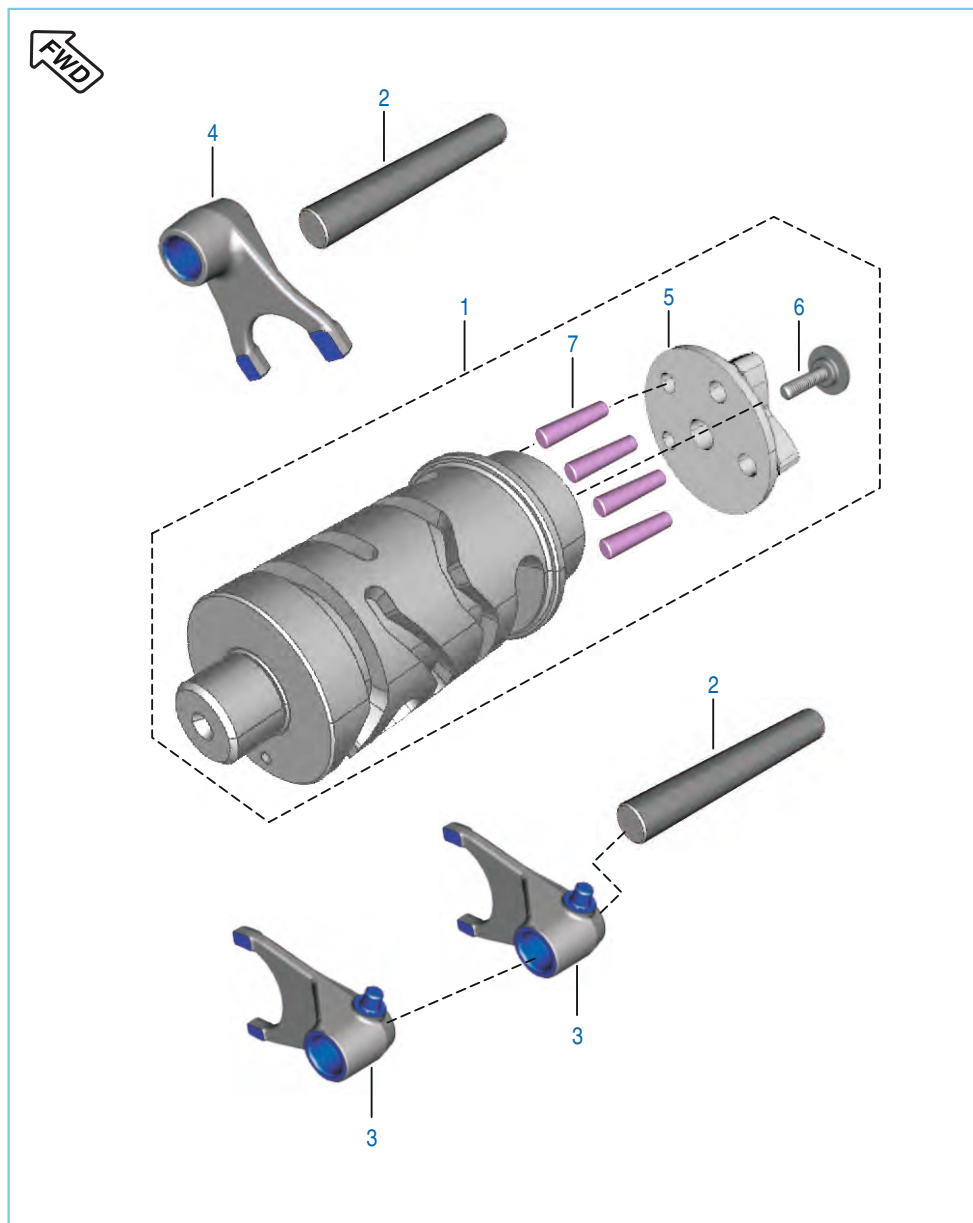
From Engine No. JEZWCC04098 (05.07.2012) onwards (Waluj)

NOTE : In case crankshaft replacement- Replace * marked parts as a set.(Plate No.4, Page No.8)

Transmission



No.	Part No.	Description	Qty.		Remarks
			125 ST	100 T	
1	JZ 5510 10	Shaft Input W/O Gun Hole	1	1	
2	JZ 5512 02	Gear 4th Drive	1	1	
3	JA 5510 02	Spline Washer	4	4	
4	39 0987 17	Ring - Snap	5	5	
5	JE 5512 09	Gear 3rd Drive	1	1	N.S
	JE 5512 01	Gear 3rd Drive	1	1	alt for JE 5512 09
6	JZ 5512 13	Gear 5th Drive Forging Route	1	1	
7	JZ 5512 00	Gear 2nd Drive	1	1	
8	JA 5510 04	Washer Thrust 2nd Drive	1	1	
9	JZ 5510 08	Shaft Output Forging Route	1	1	
10	JZ 5512 06	Gear 2nd Driven	1	1	
11	JZ 5512 10	Bush 2nd Driven	1	1	
12	JZ 5512 11	Gear 5th Driven Forging Route	1	1	
13	JE 5512 10	Gear 3rd Driven	1	1	N.S
	JE 5510 06	Gear 3rd Driven	1	1	alt for JE 5512 10
14	JZ 551208	Gear 4th Driven	1	1	
15	JZ 5512 05	Bush 1st Driven	1	1	
16	JZ 5512 04	Gear 1st Driven	1	1	
17	JA 5510 08	Washer Thrust	1	1	
18	JA 5510 09	Collar Sprocket Drive	1	1	
19	59 2100 24	'O' Ring	1	1	
20	JZ 5510 04	Sprocket Output	1	1	N.S
21	DU 1012 13	Plate Lock - Sprocket Output	1	1	
22	39 1981 04	Bolt Flanged	2	2	

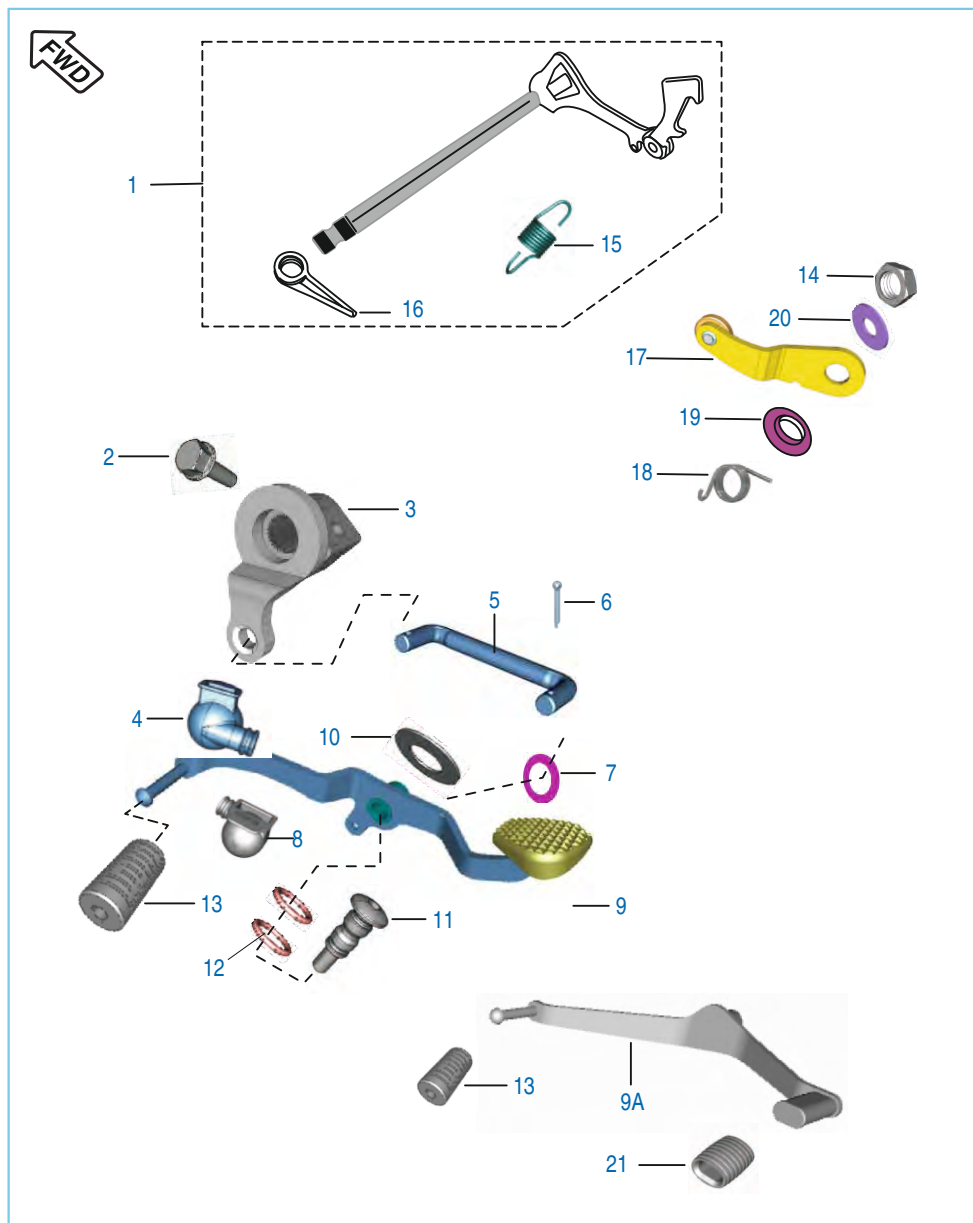


 Front Wheel Direction

Plate No.: 8

Change Drum / Shift Fork

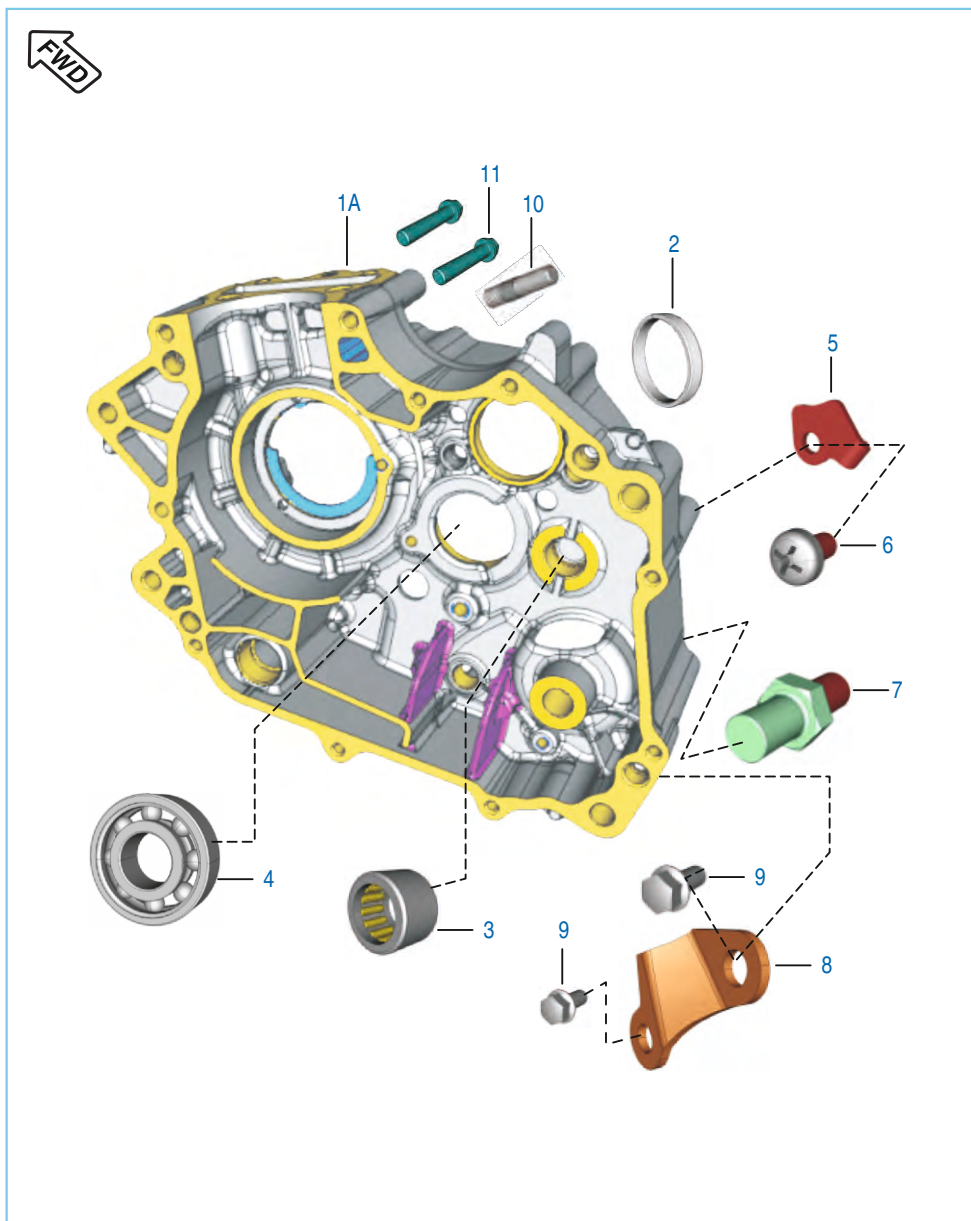
No.	Part No.	Description	Qty.		Remarks
			125 ST	100 T	
1	JE 5610 03 PA 5610 02	Drum Comp Gear Shift Drum Comp Gear Shift	1 --	-- 1	N.S
2	JD 5610 06	Shaft Gear Fork Shift	2	2	
3	JD 5610 04	Fork Gear Shift Output	2	2	
4	JZ 5610 02	Fork Input Disco-H	1	1	
5	JD 5610 02 JE 5610 05	Cam Drum Change Cam Drum Change	1 1	1 --	Ref. Cir. IB-186
6	JD 5610 11	Special bolt	1	1	
7	39 0992 06	Dowl	4	4	



Gear Change Mechanism

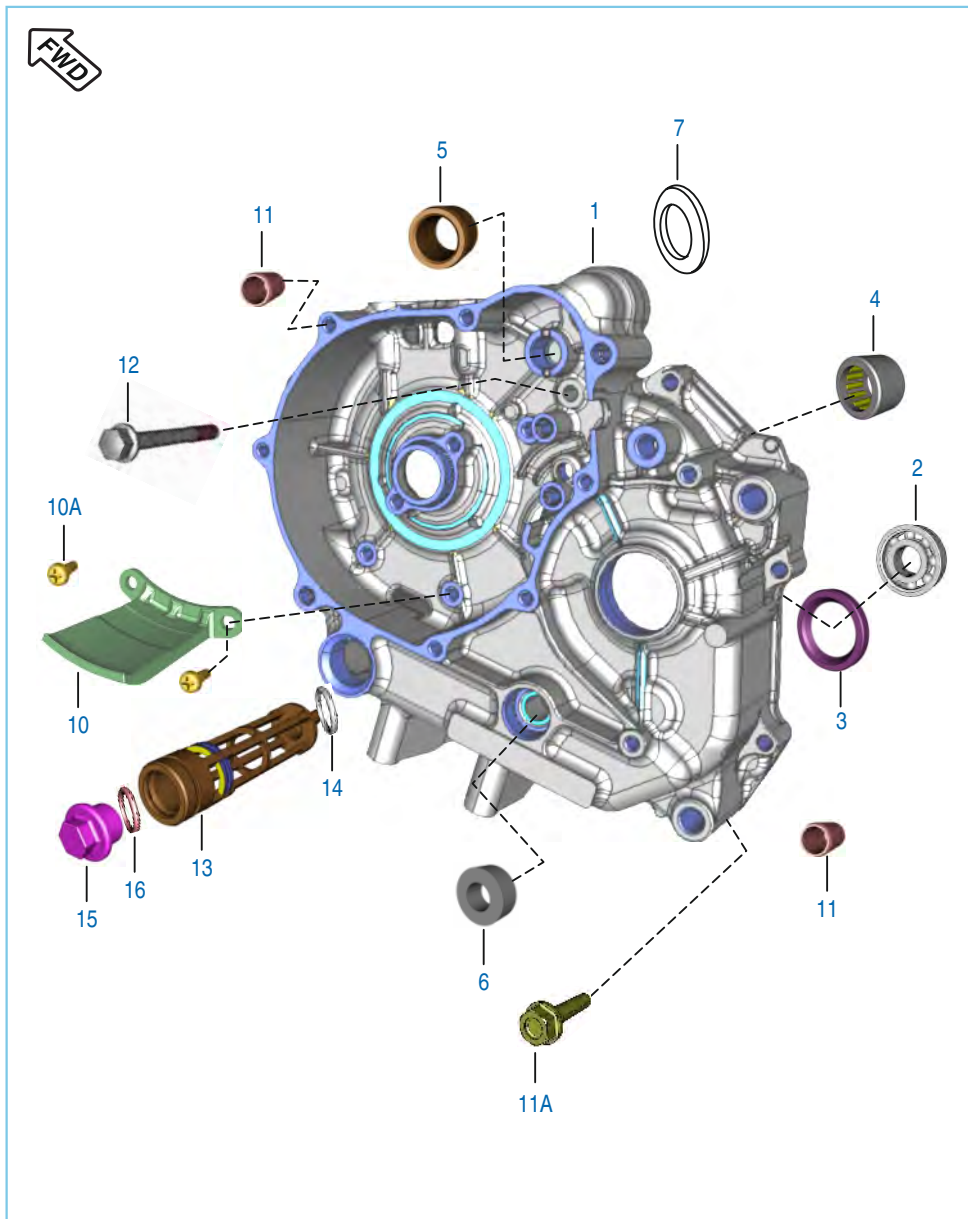
No.	Part No.	Description	Qty.		Remarks
			125 ST	100 T	
1	52 JZ02 64	Lever Comp Gear Shift	1	1	
2	39 2453 04	Bolt - Flange :- M6	1	1	N.S
	39 1902 04	Bolt - Flange :- M6	1	1	alt for 39 2453 04
3	JZ 5612 01	Lever Change Arm	1	--	
4	JZ 5614 07	Boot Gear Change Arm	1	--	
5	JZ 5614 04	Tie Rod	1	--	
6	39 0808 08	Pin	2	--	
7	JD 5614 16	Washer Nylon	2	--	
8	JZ 5614 05	Boot Change Lever	1	--	
9	JZ 5614 02	Lever Complete Change	1	--	With Damper
9A	PA 5614 02	Gear Shift Lever	--	1	Without Damper
10	JL 5614 10	Washer Plain	1	--	
11	JL 5614 09	Bolt	1	--	
12	01 1009 05	'O' Ring	2	--	
13	DH 1015 09	Damper	1	1	
14	39 0817 15	Nut - Hexagon With Flange : M6	1	1	
15	JW 5612 06	Extension Spring	1	1	
16	JW 5612 08	Spring Gear Shift Return	1	1	
17	JD 5612 03	Inhibitor Comp. Gear Shift	1	1	
18	JD 5612 04	Spring (Inhibitor)	1	1	
19	JA 5612 09	Step Washer	1	1	
20	39 2704 11	Washer (Spring Steel)	1	1	
21	DG 1013 39	Damper	--	1	

Engine Assembly / Crankcase RH



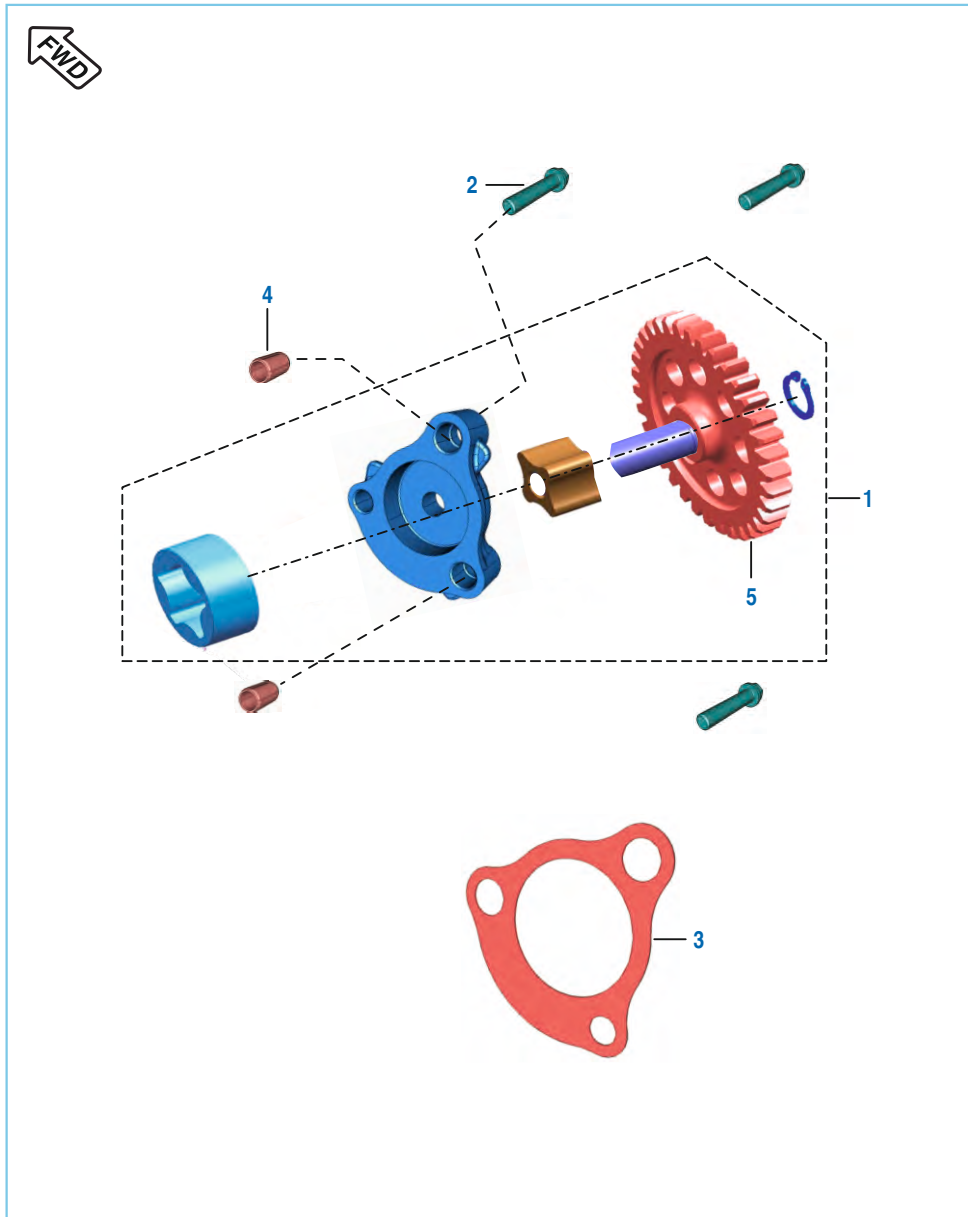
No.	Part No.	Description	Qty.		Remarks
			125 ST	100 T	
1	JE 5010 06	Engine Assly	1	--	N.I.
	PA 5010 07	Engine Assly	--	1	N.I.
1A	36 JZ00 78	Kit assly C'Case RH	1	--	Refer Page No. 111
	PA 5410 11	Assly C'Case RH	--	1	Refer Page No. 115
2	PF 5410 18	Bushing Drum	1	1	
3	JA 5410 11	Needle Roller Bearing HK1212	1	1	
4	59 2000 36	Bearing - Ball 6203 HN3 C3	1	1	
5	JA 5410 10	Stopper Plate Input Bearing	1	1	
6	DH 1013 80	Screw - Pan Pre-coated (M6X12)-39	1	1	
7	JA 5410 14	Bolt Shift Change	1	1	N.S
8	JA 5410 12	Guide Kick	1	1	
9	39 1964 04	Bolt Flange	2	2	
10	52 JA00 27	Stud (JA541015) Pre-coated	1	1	
11	JA 5412 25	Bolt	2	2	

Crankcase LH



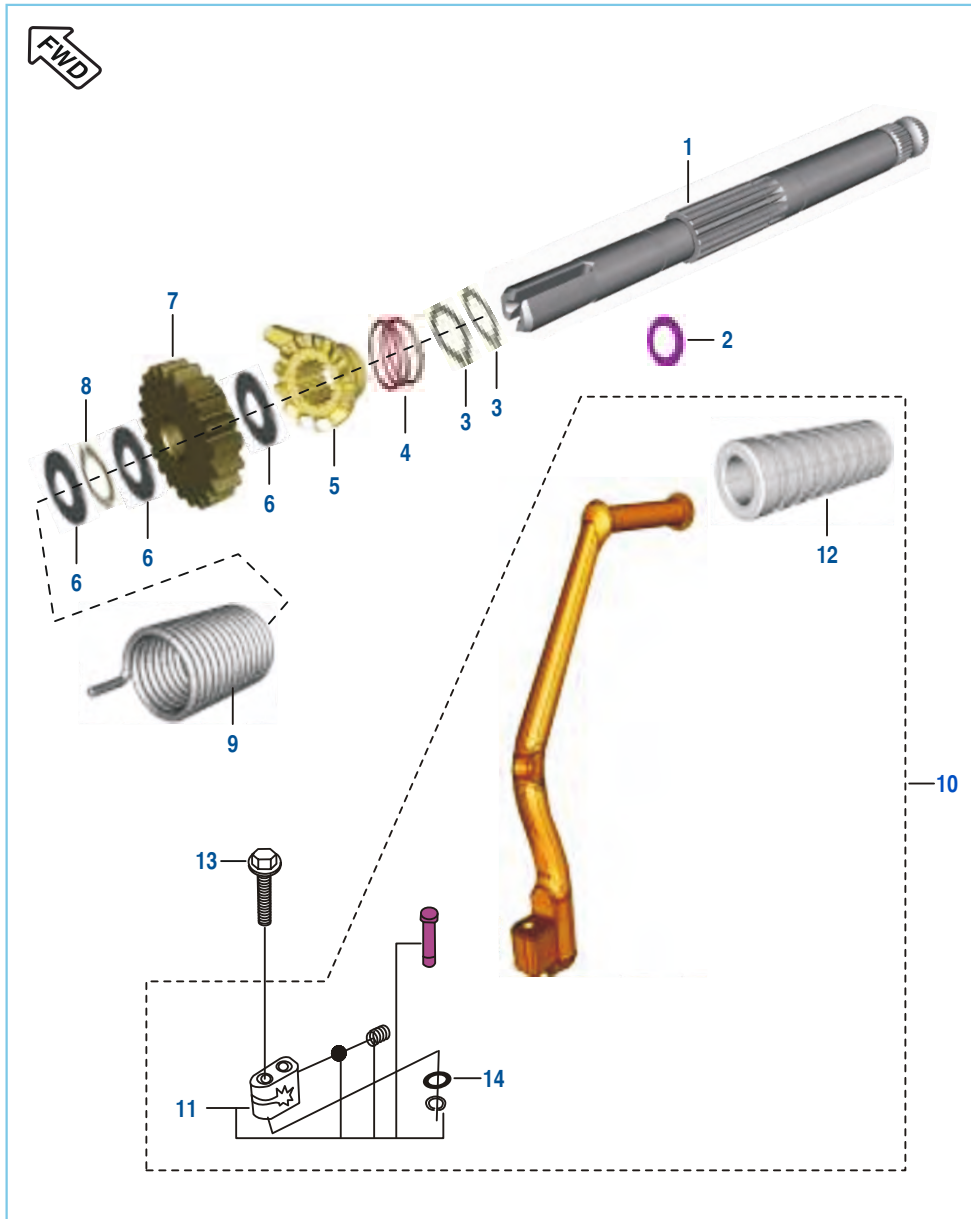
No.	Part No.	Description	Qty.		Remarks
			125 ST	100 T	
1	36 JZ00 77	Kit Assly C' Case LH	1	--	Refer Page No. 111
	36 JZ00 28	Kit Assly C' Case LH	--	1	Refer Page No. 114
2	59 2000 36	Ball Bearing	1	1	
3	39 1715 19	Seal - Oil	1	1	
4	39 2562 20	Bearing - Needle Roller:13X19X12	1	1	
5	JA 5410 05	Bush Bendix	1	1	
6	39 2190 19	Seal - Oil	1	1	
7	JD 5410 00	Damper C'Shaft	1	--	
	JA 5410 27	Damper C'Shaft	--	1	
8	31 2010 81	Switch - Neutral	1	1	N.I.
9	DH 1012 64	Neutral Switch AL Washer	1	1	N.I. N.S
10	JA 5410 34	Stopper Gear Starter- Aluminium	1	1	
10A	39 0747 01	Screw Pan Cross - M6	2	2	
11	39 0999 06	Pin - Hollow Dowel	2	4	
11A	59 0400 38	Bolt	7	6	
12	39 1759 04	Bolt - Sh - M6 X 55	1	1	
13	JG 5710 24	Mesh Oil Filter Assy_G2	1	1	With 'O' ring
14	LJ A000 04	'O' ring-Strainer	1	1	
15	JA 5410 21	Cap Strainer	1	1	
16	59 2100 23	'O' ring Cap Strainer	1	1	

Oil Pump



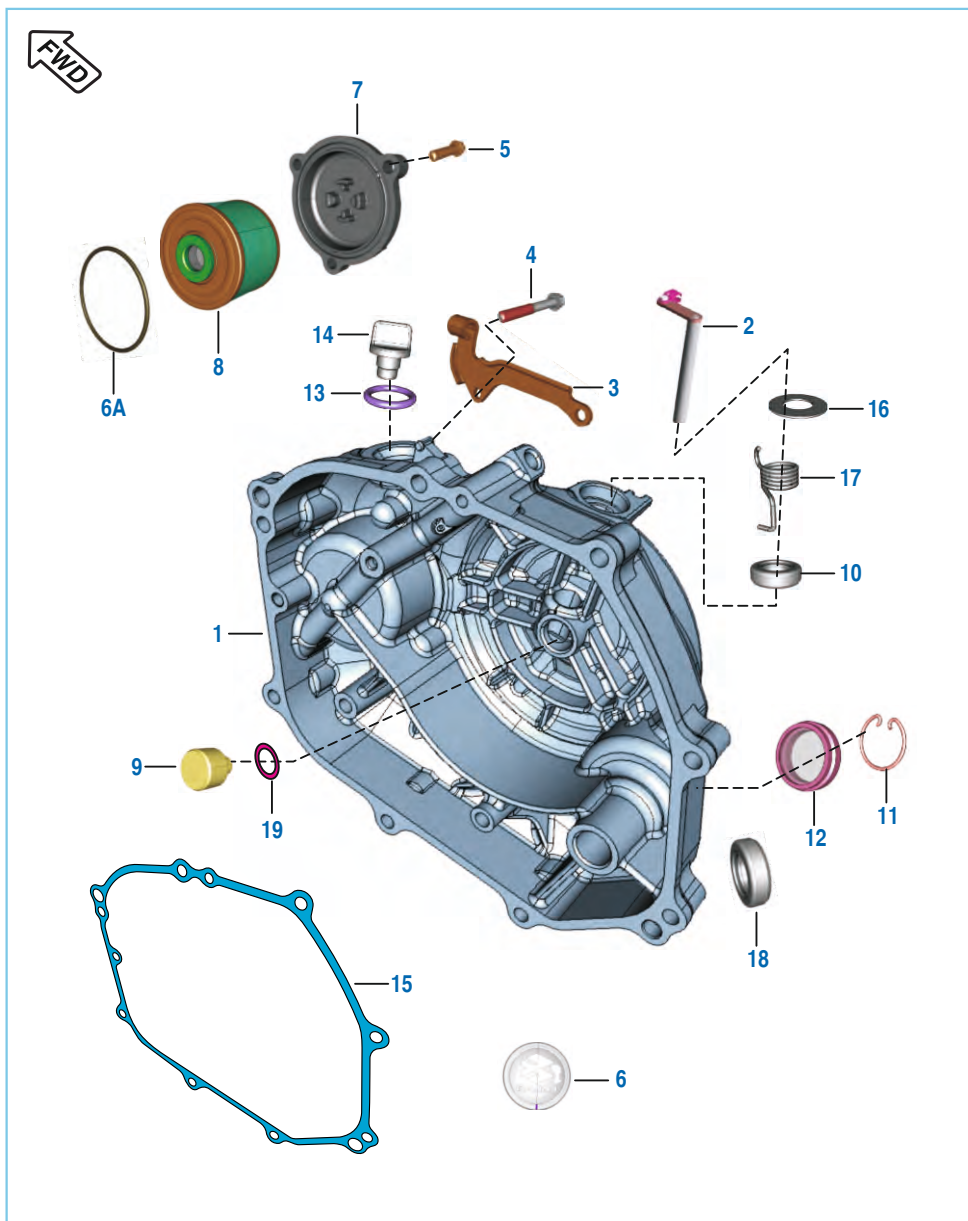
No.	Part No.	Description	Qty.		Remarks
			125 ST	100 T	
1	JZ 5710 00	Assembly Oil Pump	1	--	
	JB 5710 05	Assembly Oil Pump	--	1	
2	FD 1010 78	Screw Pan Cross :- Pre-Coated	3	3	
3	JA 5410 16	Gasket Case Oil Pump	1	1	
4	39 0999 06	Pin Dowel	2	2	
	JZ 5710 01	Gear Oil Pump Driven	1	--	
	JB 5710 06	Gear Oil Pump Driven	--	1	

Kick Starter Mechanism



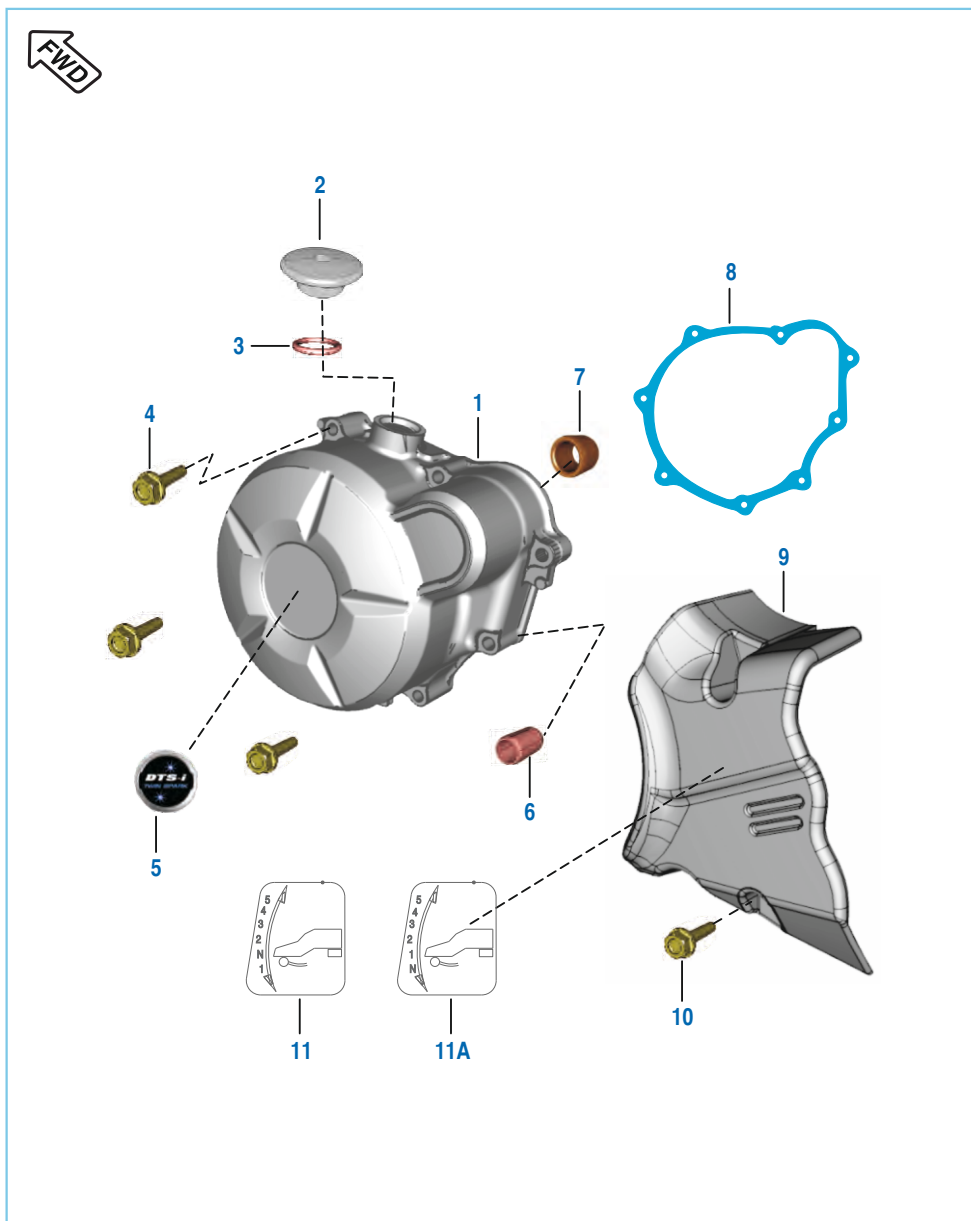
No.	Part No.	Description	Qty.		Remarks
			125 ST	100 T	
1	JE 6210 01	Kick Shaft	1	1	
2	JA 6210 06	Plain Washer	1	1	
3	39 0738 17	Circlip	2	2	
4	DS 1011 17	Spring Kick Starter Ratchet	1	1	
5	JA 6210 02	Ratchet	1	1	
6	39 0993 11	Washer thrust	3	3	
7	JZ 6210 00	Gear starter pinion	1	1	
8	39 2408 17	External Circlip	1	1	
9	JE 5410 08	Spring Kick Return	1	1	
10	JZ 6212 00	Assembly Kick Lever	1	1	
11	36 JZ00 98	Kit Boss Kick Lever	1	1	Refer Page No. 113
12	DD 1010 97	Damper	1	1	
13	JA 6212 06	Bolt	1	1	
14	22 1502 41	Plain Washer	1	1	

Cover Clutch



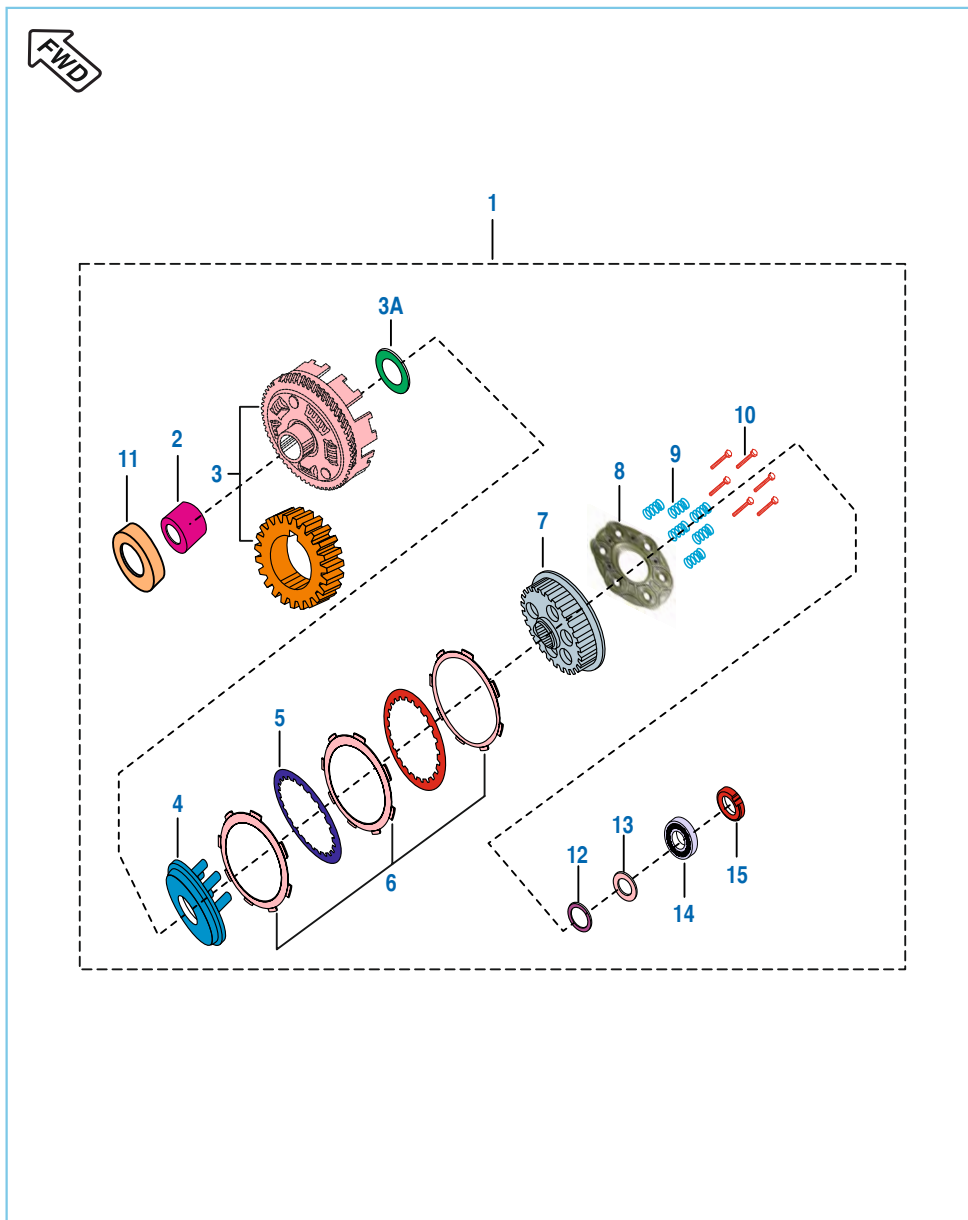
No.	Part No.	Description	Qty.		Remarks
			125 ST	100 T	
1	36 JZ00 75	Kit Assly Clutch Cover	1	--	Ref Page. 111 N.s
	36 PA00 99	Kit Assly Clutch Cover	--	1	Ref Page. 114
2	JW 5410 05	Shaft Clutch Release Assly	1	1	
3	JW 5410 00	Bracket Clutch Cable	1	1	
4	59 0400 38	Bolt	8	8	
5	JA 5210 19	Bolt	3	3	N.S
6	JE 5412 31	Decal Clutch Cover	1	1	
6A	39 1671 21	Ring - 'O'	1	1	
7	JZ 5412 14	Cap Filter	1	1	
8	DD 1211 81	Element Oil Filter	1	1	
9	DP 1012 69	Rod-Push	1	--	
	PA 5514 05	Push Rod	--	1	
10	39 1041 19	Seal - Oil	1	1	
11	DS 1012 15	Clip - Wire	1	1	
12	DG 1014 18	Gauge	1	1	
13	JA 5412 25	O Ring Cap Oil Filler	1	1	
14	JA 5412 11	Cap Oil Filler	1	1	
15	JA 5412 12	Gasket Clutch Cover	1	1	
16	JA 5412 36	Plain Washer (12.5X24X0.8)	1	1	
17	JA 5412 37	Spring Torsion Cl. Cover	1	1	
18	30 1011 42	Seal - Oil (Kick Shaft)	1	1	
19	39 1561 21	Ring O'	--	1	

Cover Magneto



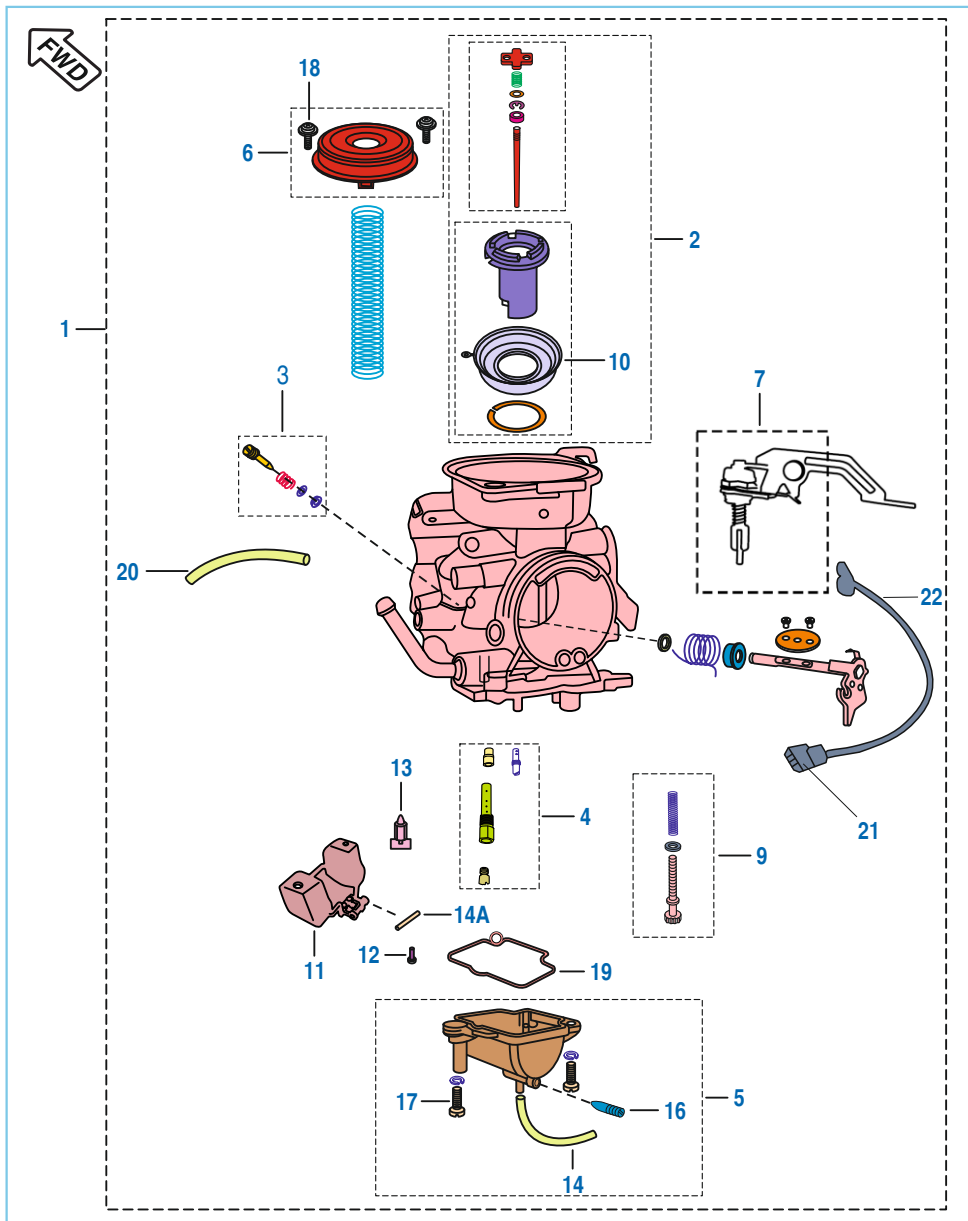
No.	Part No.	Description	Qty.		Remarks
			125 ST	100 T	
1	36 JB00 20	Kit Assly Cover Magneto	1	--	Refer Page 116 N.S
	JE 5412 33	Assly Cover Magneto	--	1	Bush+Dcl +Cap+`O`ring
2	JA 5412 33	Cap TDC finder	1	1	
3	30 1011 95	'O' ring	1	1	
4	JA 5410 44	Bolt - Flanged : Small	8	8	
5	JE 5412 30	Label Mag Cover	1	1	
6	39 0999 06	Dowl	2	2	
7	JA 5410 05	Bush Bendix	1	1	
8	JA 5412 05	Gasket Magneto Cover	1	1	
9	JZ 5412 26	Cover RR assly	1	--	Cover+Gear Shift Label
	PA 5412 09	Cover RR assly	--	1	Cover+Gear Shift Label
10	59 0400 38	Bolt	2	2	
11	DJ 1612 28	Gear Shift Label	1	--	
11A	PA 5412 10	Gear Shift Label	--	1	

Clutch Assly



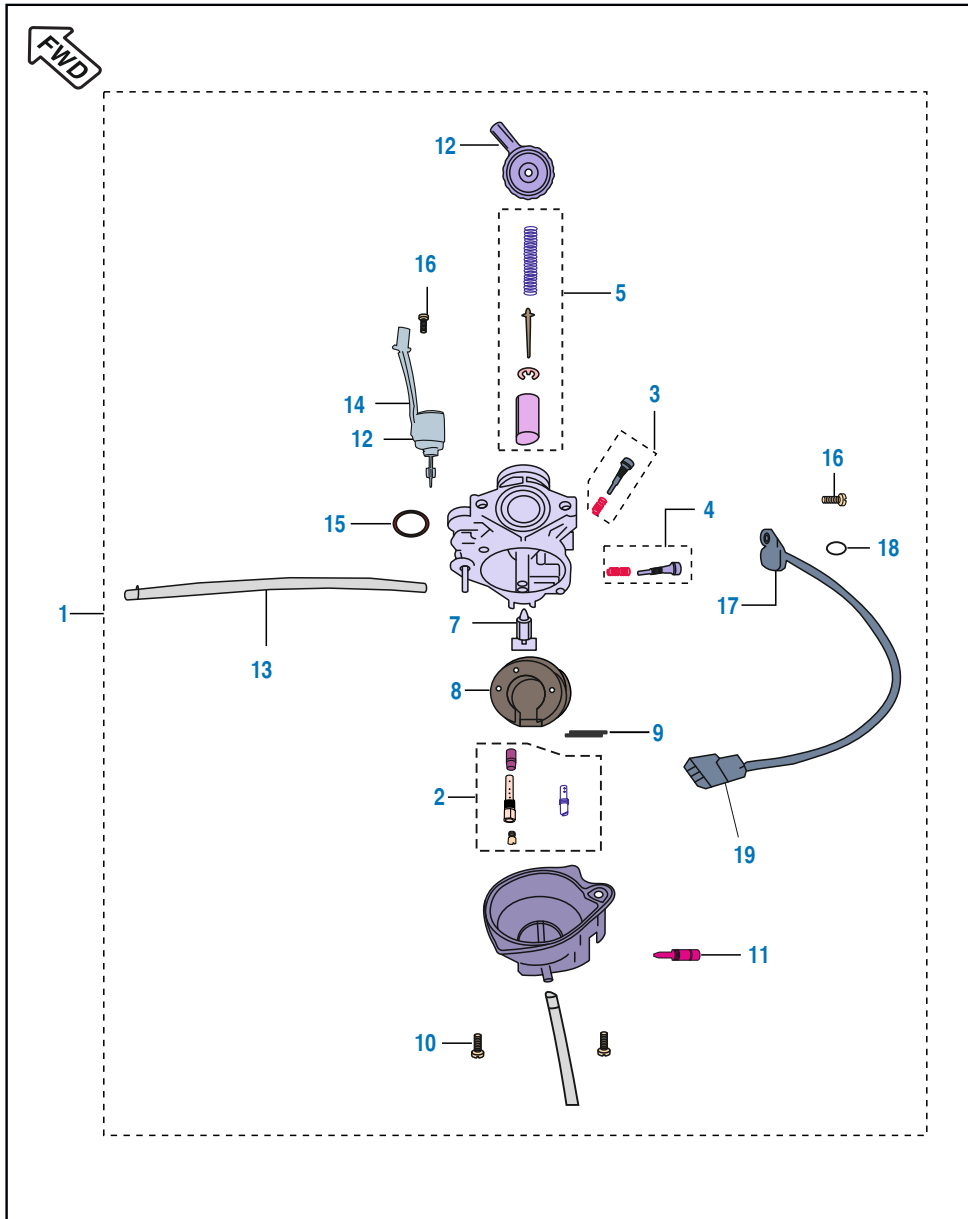
No.	Part No.	Description	Qty.		Remarks
			125 ST	100 T	
1	JZ 5514 13	Assembly Clutch	1	--	
	PA 5514 04	Assembly Clutch D100T	--	1	
2	JA 5514 06	Collar Clutch	1	1	
3	36 JZ00 23	Kit Set Primary Drive & Driven	1	1	Refer Page No.111
3A	39 2600 11	Washer - Plain	1	1	
4	JB 5514 08	Wheel Clutch	1	1	
5	30 1010 96	Plate Cutch	4	4	
6	36 JZ00 99	Kit Friction Plate	5	5	Refer Page 112 N.S
7	JB 5514 11	Hub Clutch	1	1	
8	JB 5514 12	Clutch Holder	1	1	
	JB 5510 04	Clutch Holder	1	1	alt for JB551412
9	JZ 5514 15	Compression Spring	6	--	
	28 1012 14	Compression Spring	--	6	
10	39 0980 04	Flange Bolt	6	6	
11	JD 5514 00	Spacer Clutch Assembly	1	1	
12	JA 5514 20	Washer Plain	1	1	
13	JE 5514 09	Washer Belleville	1	1	
14	39 1001 20	Bearing - Ball	1	1	
15	JA 5310 07	Nut Crankshaft M14	1	1	N.S

Carburetor Assembly (125ST)



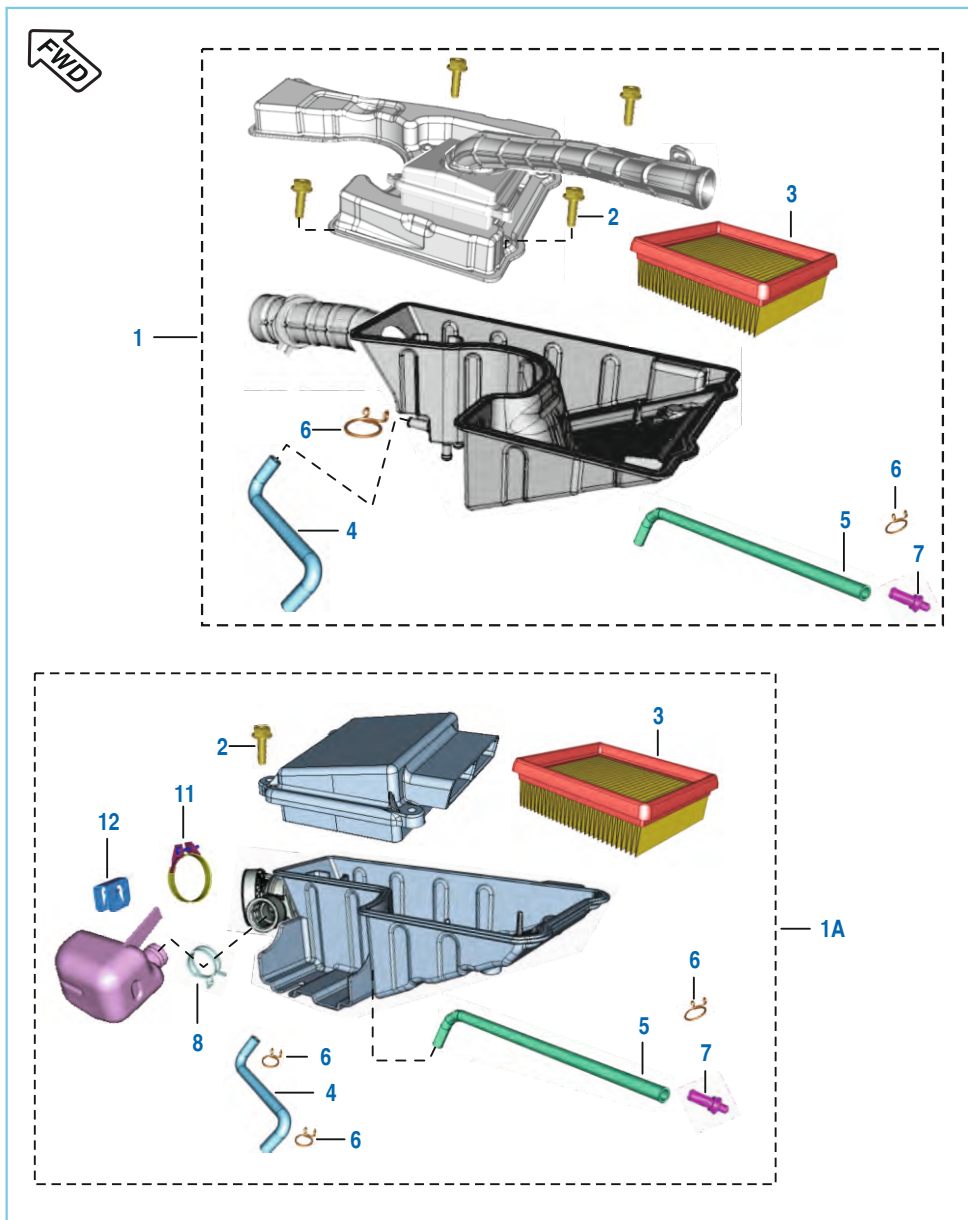
No.	Part No.	Description	Qty.		Remarks
			125 ST	100 T	
1	JE 5812 31	Assembly Carburetor	1	--	
2	36 JE00 16	Kit Piston Valve	1	--	Refer Page No. 112
3	36 JE00 17	Kit Pilot Screw	1	--	Refer Page No. 112
4	36 JE00 18	Kit Jet	1	--	Refer Page No. 112
5	36 JE00 19	Kit Float Chamber Body	1	--	Refer Page No. 113
6	36 JE00 20	Kit Top Cap	1	--	Refer Page No. 113
7	36 JE00 21	Kit Plunger Assly	1	--	Refer Page No. 113
8	36 JE00 22	Kit O Ring & Gasket	1	--	Refer Page No. 112
9	DK 1210 41	Kit VC Screw	1	--	
10	JE 5812 13	Diaphragm	1	--	
11	DH 1210 59	Float Assly	1	--	
12	DH 1210 64	Screw Needle Shaft	1	--	
13	DH 1210 93	Needle Assly	1	--	
14	JE 5812 23	Pipe Overflow	1	--	
14A	DH 1210 63	Pin	1	--	
15	DH 1210 41	Clip Drain Hose	1	--	N.I.
16	JE 5812 18	Drain Screw	1	--	
17	DP 1210 67	Screw Float Body	4	--	N.S
18	DH 1211 76	Screw Diaphragm Cover	2	--	N.S
19	DP 1210 59	Gasket Float Chamber	1	--	
20	DP 1210 18	Clamp	1	--	Towards Air Filter N.S
21	DJ 1210 70	Reed Switch Assy	1	--	
22	DH 1211 01	Magnet Assy	1	--	
23	DD 1110 46	TPS Assly	1	--	

Carburetor Assembly (100T)



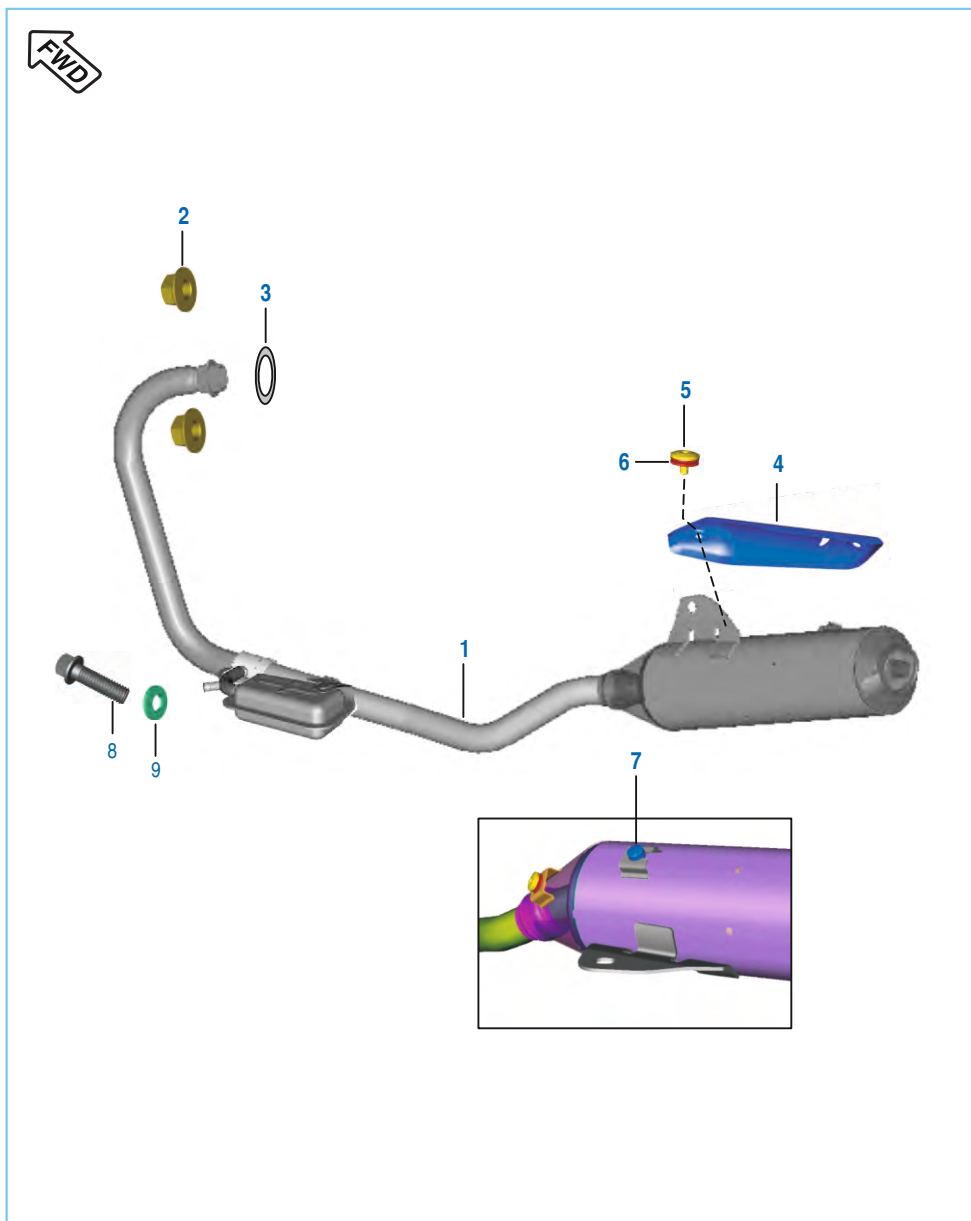
No.	Part No.	Description	Qty.		Remarks
			125 ST	100 T	
1	PA 5812 08	Assembly Carburetor	--	1	
2	36 PA01 04	Kit Carb Jet D100T	--	1	Refer Page No. 115
3	36 PA01 05	Kit Carb Air Screw D100T	--	1	Refer Page No. 115
4	36 PA01 06	Kit Carb Idling Screw D100T	--	1	
5	36 PA01 07	Kit Carb Throttle Valve D100T	--	1	Refer Page No. 115
6	36 PA01 08	Kit O Ring & Gasket D100T	--	1	Refer Page No. 115
7	JB 5812 29	Valve Comp Float	--	1	
8	JB 5812 30	Float	--	1	
9	JB 5812 56	Arm Pin Float	--	1	
10	JB 5812 32	Screw Float Chamber	--	1	
11	JB 5812 60	Drain Screw	--	1	
12	JB 5812 37	Adjuster Cable	--	1	
13	JB 5812 58	Tube Air Vent	--	1	
14	JB 5812 55	Solenoid Assembly	--	1	
15	JB 5812 47	O-Ring Solenoid			
16	JB 5812 48	Screw - Washer (TPS & Solenoid)	--	1	
17	JB 5812 02	Sensor Throttle Position	--	1	
18	JB 5812 04	O-Ring TPS	--	1	

Air Cleaner Complete

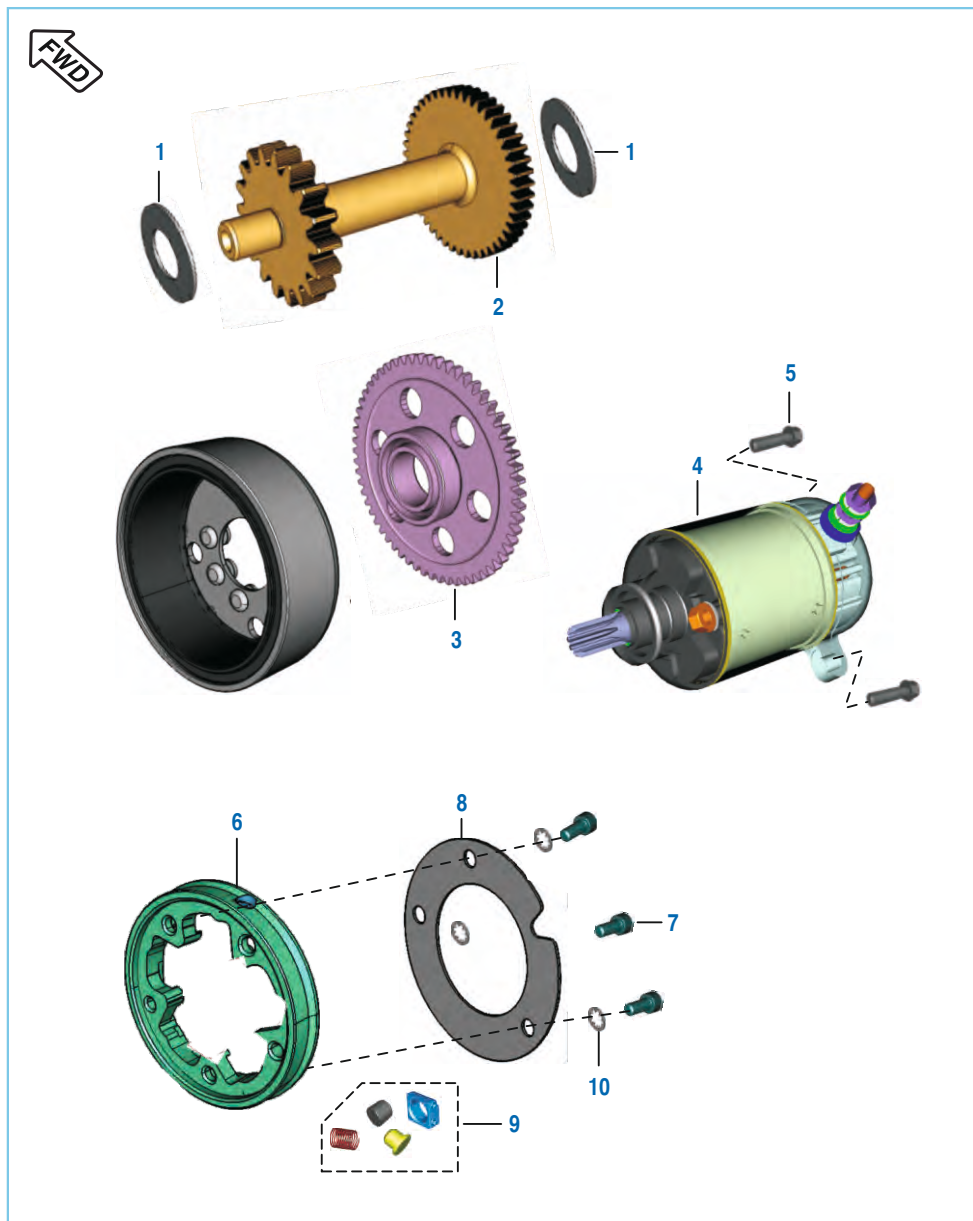


No.	Part No.	Description	Qty.		Remarks
			125 ST	100 T	
1	JZ 5810 20	Assembly Air Filter	1	--	
1A	PA 5810 02	Assembly Air Filter	--	1	
2	KA DA06 18	Bolt Flange	4	4	
3	JZ 5810 32	Element Air Filter	1	1	
4	JZ 5810 26	Hose Breather	1	1	
5	JZ 5810 25	Drain Tube	1	1	
6	DG 1210 25	Clip	2	2	N.S
7	DS 1211 26	Pug	1	1	
8	JG 6012 10	Clamp Resonator	--	1	
9	39 1949 04	Bolt Flange - Small	1	1	Air Filter mtg. N.S
10	39 2204 04	Bolt Flange M6 X 1 X 10L	2	2	Air Filter mtg.
	DJ 1013 02	Bolt Flange M6 X 1 X 10L	2	2	alt for 39220404
11	DH 1210 48	Clamp	1	1	
12	PA 5810 33	Clip Resonator	--	1	

Silencer Assembly



No.	Part No.	Description	Qty.		Remarks
			125 ST	100 T	
1	36 JZ00 82	Kit Assly Silencer W/O Shields	1	--	For Turkey
	36 PA00 97	Kit Assly Silencer W/O Shields	--	1	
	JZ 5910 71	Silencer Assly	1	-	
2	JA 5910 40	Nut - U	2	2	alt for JA591040
	39 2295 15	Nut - U	2	2	
3	JE 5910 02	Gasket Exhaust	1	1	
4	JZ 5910 95	Shield Muffler	1	1	
5	DH 1013 95	Truss Screw	2	2	N.S
6	DH 1013 01	Seal Shield Muffler	2	2	
7	JW 5910 30	Grommet Shield	1	1	
8	KA DA05 10	Hex Head Bolt	1	1	
9	39 2492 11	Plain Washer	1	1	
10	JB 1130 04	Hex Bolt with flanged M10-50L	1	1	N.I N.S
	39 1850 04	Hex Bolt with flanged M10-50L	1	1	alt for JB113004
11	JB 1130 05	Plain wahser	2	2	N.I
12	DD 1610 71	U-Nut M10 X 1.25	1	1	N.I

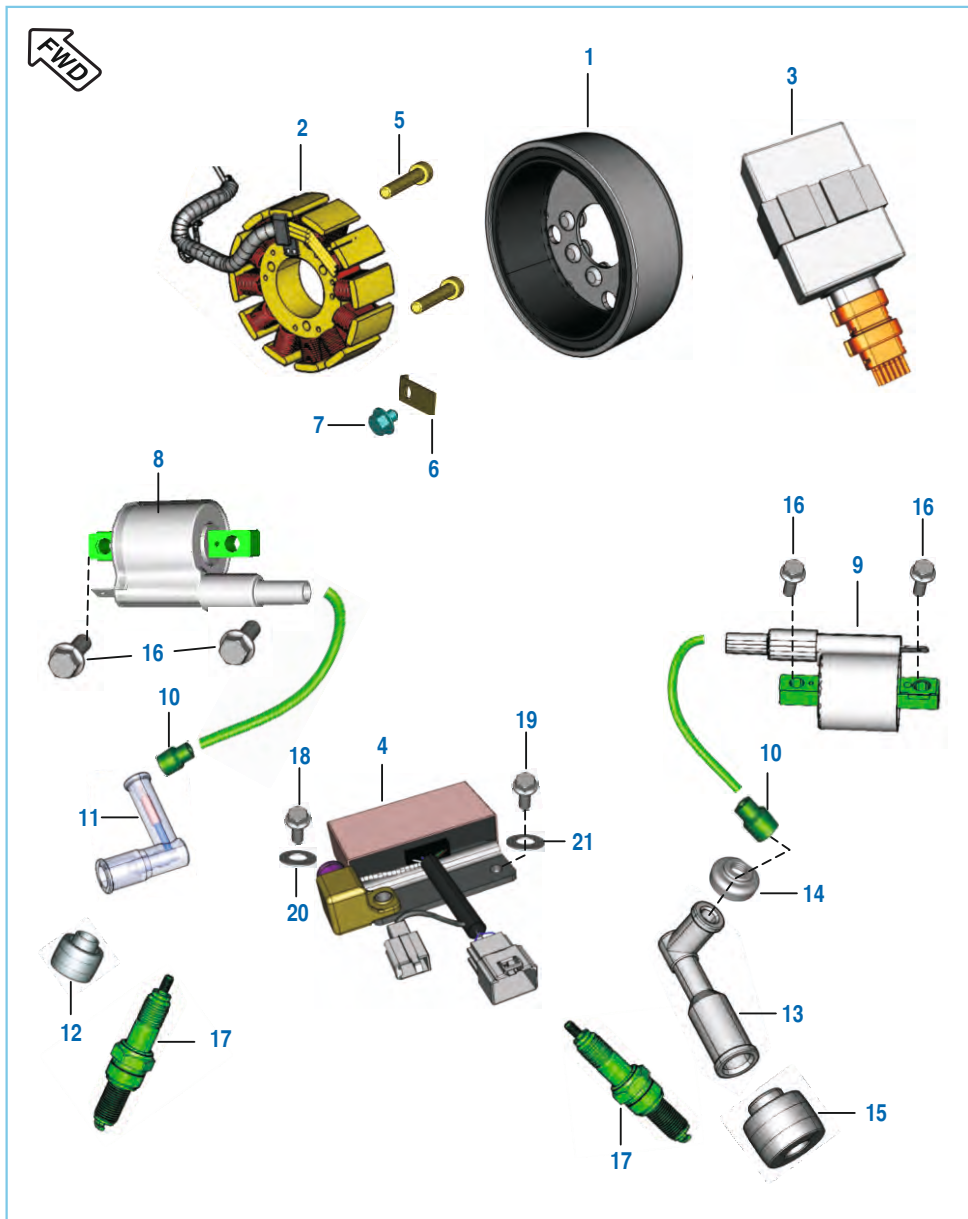


 Front Wheel Direction

Starter Assembly

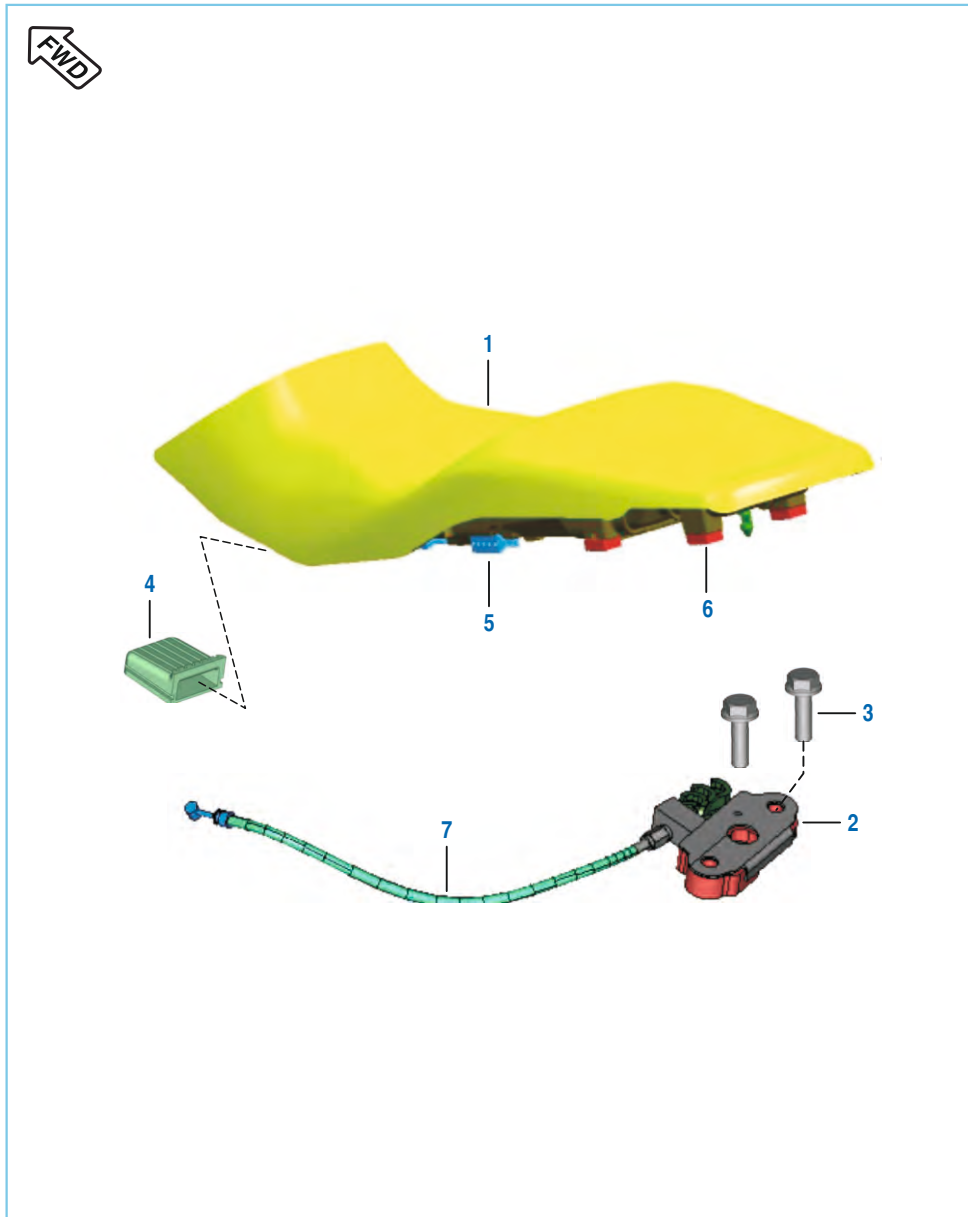
No.	Part No.	Description	Qty.		Remarks
			125 ST	100 T	
1	JA 6214 02	Washer(Thk 0.4)	2	2	
2	JA 6214 06	Drive Assly.	1	1	
3	JA 6214 10	Gear Starter Clutch	1	1	
4	JA 3516 00	Starter Motor Assly.	1	1	
5	LA D000 11	Bolt Flange	2	2	
6	JA 6214 14	Body starter Clutch	1	1	
7	DH 1013 82	Bolt	3	3	N.S
8	DH 1017 81	Plate Roller Clutch	1	1	
9	36 JZ00 08	Starter Clutch Repair Kit	1	1	Refer Page No.114
10	39 0849 14	Washer	3	3	

Magneto, CDI & H.T. Coil

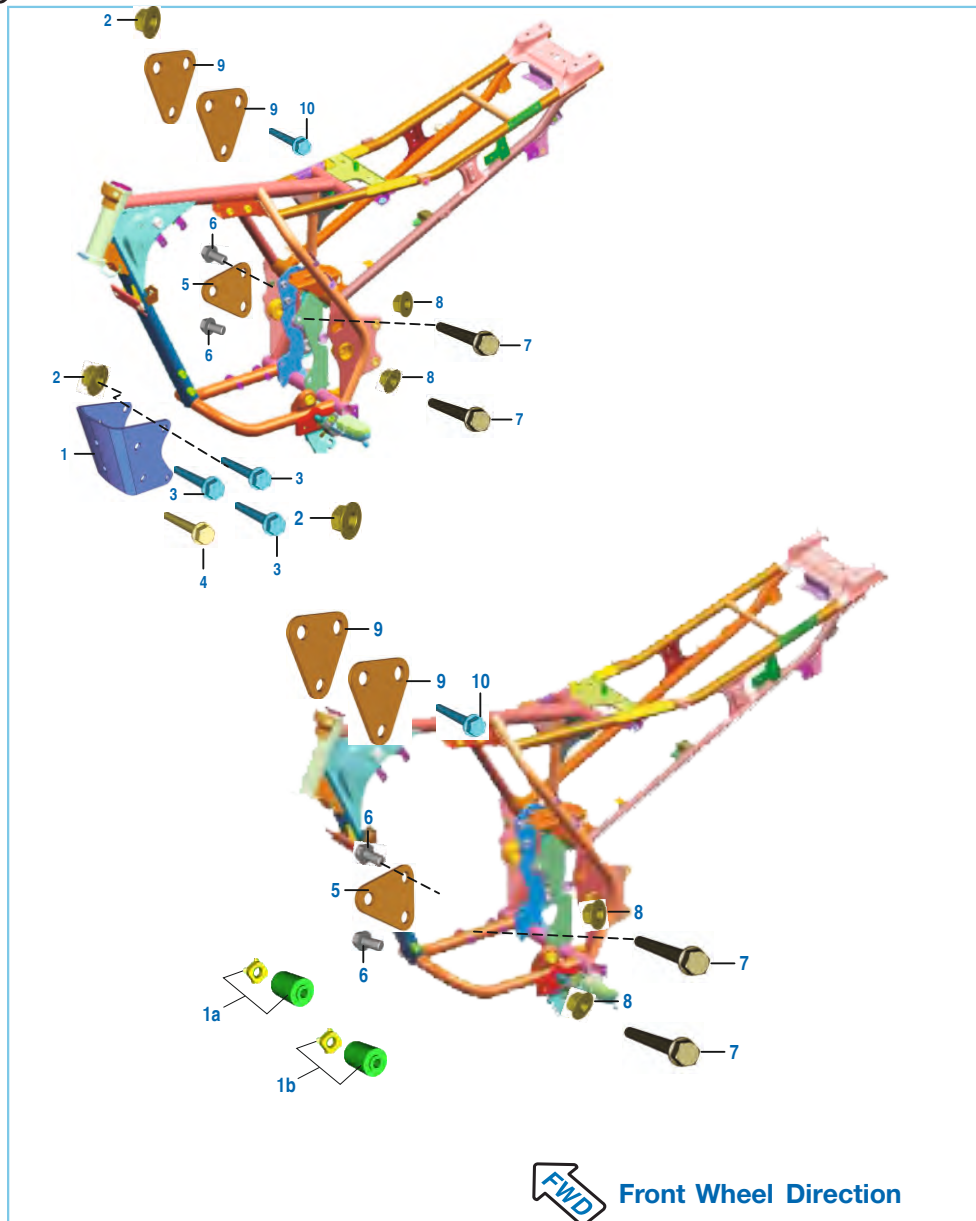


No.	Part No.	Description	Qty.		Remarks
			125 ST	100 T	
1	JE 3510 02	Rotor Assly	1	-	
	JB 3510 14	Rotor Assly	---	1	
	PA 3510 01	Rotor Assly	--	1	From 13.02.2013
	JE 3510 04	Rotor assly	1	---	Ref. Cir. IB-94
2	JP 3510 07	Stator assly	1	-	
	JB 3510 22	Stator assly	--	1	
	PA 3510 03	Stator assly	--	1	From 13.02.2013
	JE 3510 05	Stator assly	1	---	Ref. Cir. IB-94
3	JE 3512 06	CDI D102C	1	---	
	PA 3512 06	CDI D102C	---	1	
4	JZ 4020 00	DC Regulator With Capacitor	1	1	
5	39 1675 04	Flange bolt	2	2	N.S
	LA C000 52	Bolt	2	2	From 13.02.2013
6	JA 5410 28	Lock Plate	1	1	
7	DH 1013 80	Screw - Pan Pre-coated (M6X12)-39	3	3	
8	JZ 3512 11	Coil HT with Cap LH	1	1	
9	JZ 3512 13	Coil HT with Cap RH	1	1	
10	DD 1110 12	Grommet HT coil	2	2	
11	DD 1010 48	Spark Plug Cap	1	1	N.S
12	DD 1110 11	Grommet Spark Plug Cap	1	1	
13	DH 1110 15	Cap Spark Plug	1	1	
14	JD 3512 06	Grommet Sleeve Sp Plug Cap	1	1	
15	DH 1110 13	Grommet Spark Plug Cap	1	1	
16	59 0400 14	Bolt Flanged M6X1	4	4	
17	CF 1110 19	Plug - Spark BOSCH : UR4AC	2	2	Or
	DD 1110 18	Plug - Spark Champion PRZ9HC	2	2	
18	39 1949 04	Bolt Flange - Small	1	1	N.S
19	39 1673 04	Bolt Flange - 14	1	1	
20	39 1309 11	Washer Plain	2	2	

Seat Assembly / Seat Lock



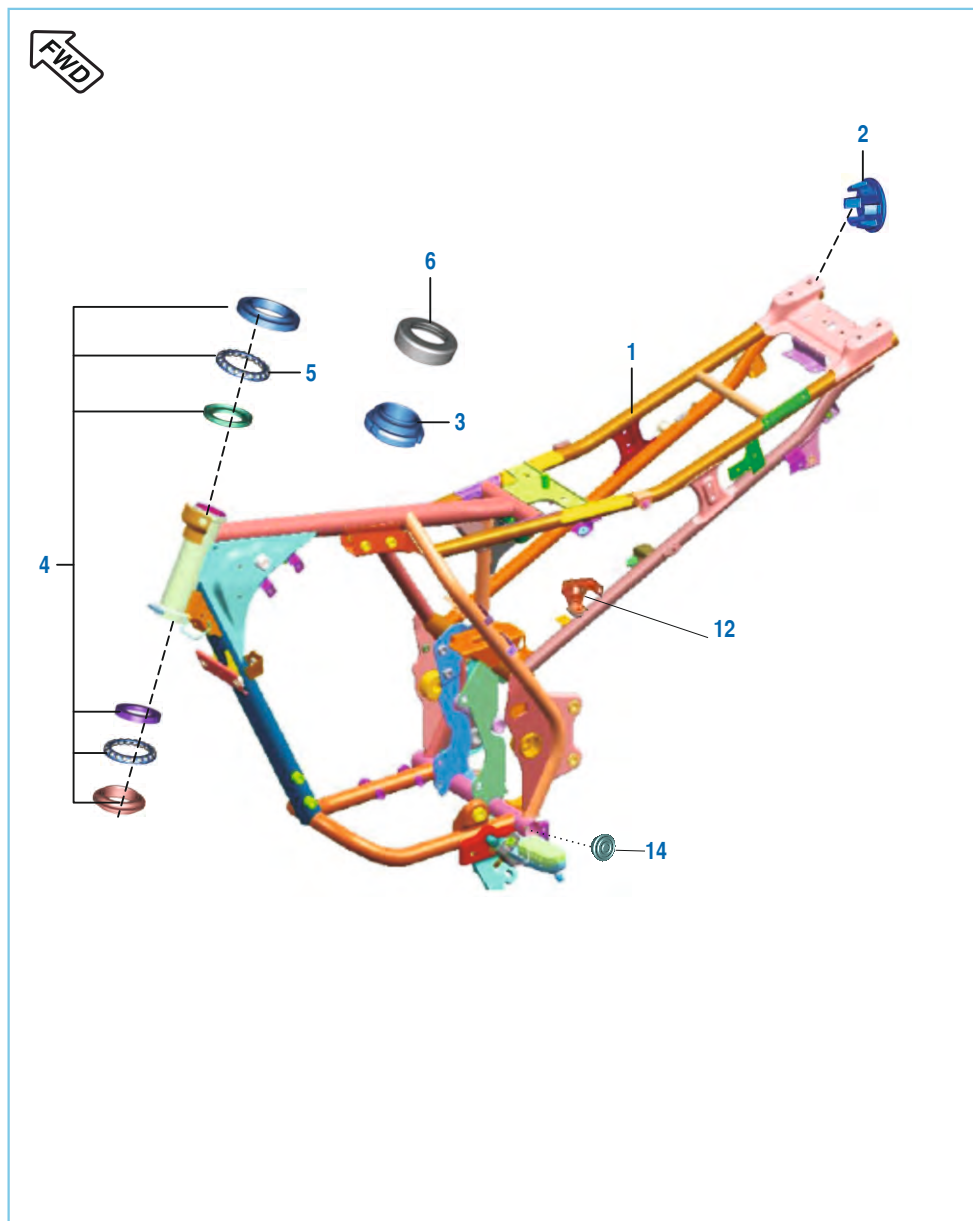
No.	Part No.	Description	Qty.		Remarks
			125 ST	100 T	
1	JZ 1910 00	Seat Assly. Comp	1	---	
	PA 1910 00	Seat Assly. Comp	--	1	
2	DH 1612 33	Lock Assy. Seat	1	1	
3	39 1902 04	Bolt - Flanged : M6	2	2	
4	DS 2110 07	Damper Front	1	1	
5	JZ 1910 10	Damper For Seat	6	6	
6	JZ 1910 11	Damper Rear For Seat	4	4	
7	JZ 1612 17	Cable Seat Lock	1	---	
	PA 1612 05	Cable Seat Lock	---	1	
8	JZ 1112 30	BRACKET SEAT LOCK MTG	1	--	N.I For Turkey N.S
9	JE 2330 00	LABEL ANTI TAMPERING D125ST	1	--	N.I For Turkey N.S
10	JZ 1220 49	LABEL STATUTORY	1	--	N.I For Turkey N.S



Engine Mountings

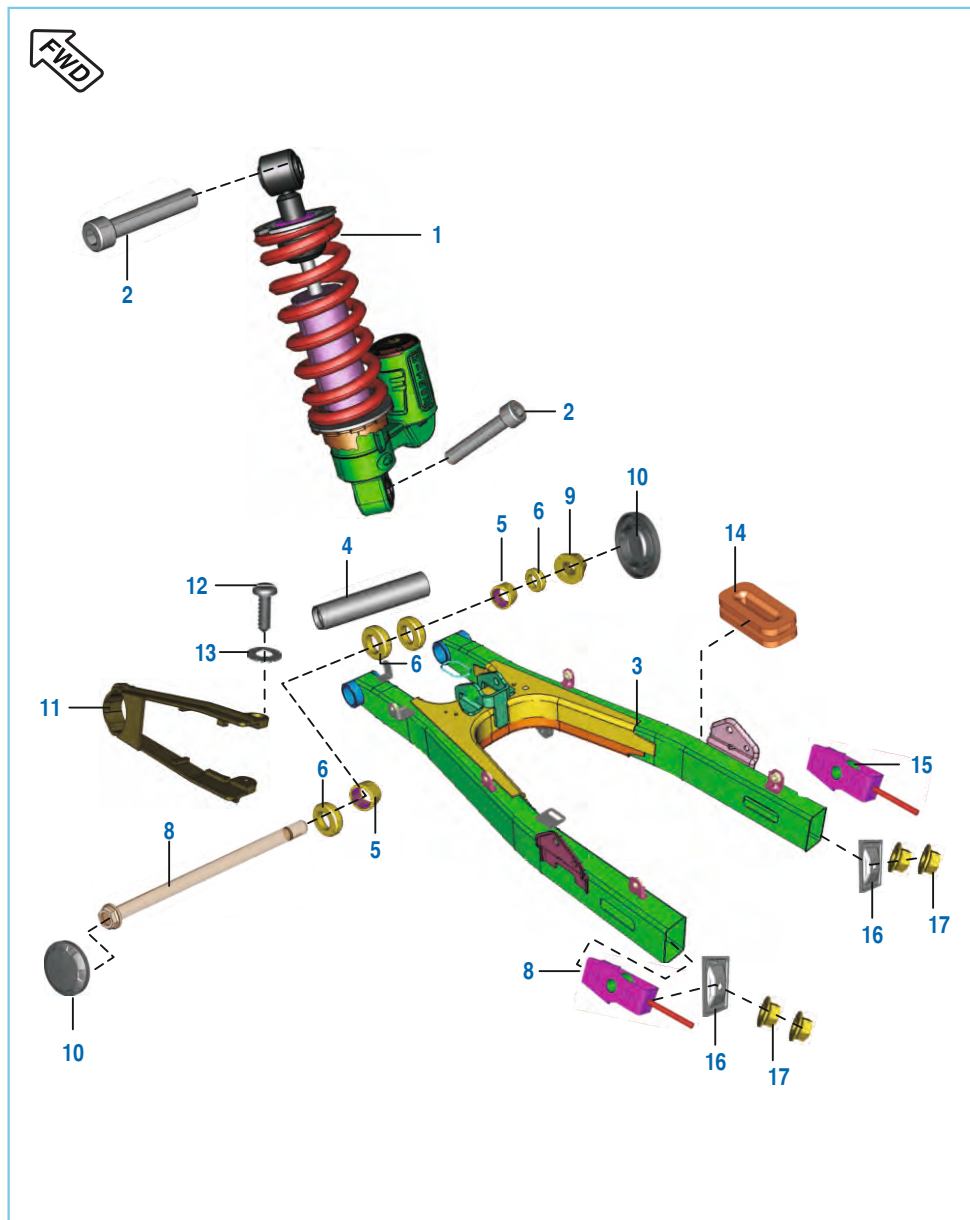
No.	Part No.	Description	Qty.		Remarks
			125 ST	100 T	
1	JZ 1134 26	Bracket Eng Mtg Front	--	1	
1a	JZ 1134 35	Assly, Eng. Mtg Front LH	1	-	Ref. Cir. IB-125
1b	JZ 1134 36	Assly, Eng. Mtg Front RH	1	-	Ref. Cir. IB-125
2	39 1970 15	Nut - Hexagon With Flange : M8	4	4	
3	JA 1134 04	Bolt Flange M8 L75	-	3	
4	39 2498 04	Bolt Flanged	-	1	
5	JZ 1134 10	Bracket Eng Mtg Rear Top	1	1	
6	39 1940 04	Bolt - Flanged : M8	2	2	
7	JA 1134 03	Flanged Bolt M10X110	2	2	
8	39 2723 15	Nut Flanged M10 Olive	2	2	
9	JZ 1134 11	Bracket Eng Mtg Top	2	--	
	PA 1134 00	Bracket Eng Mtg Top LH	--	2	
10	LA D000 48	Bolt Flanged M8 X 1.25P X 65 L	3	3	

Frame and Frame Fittings



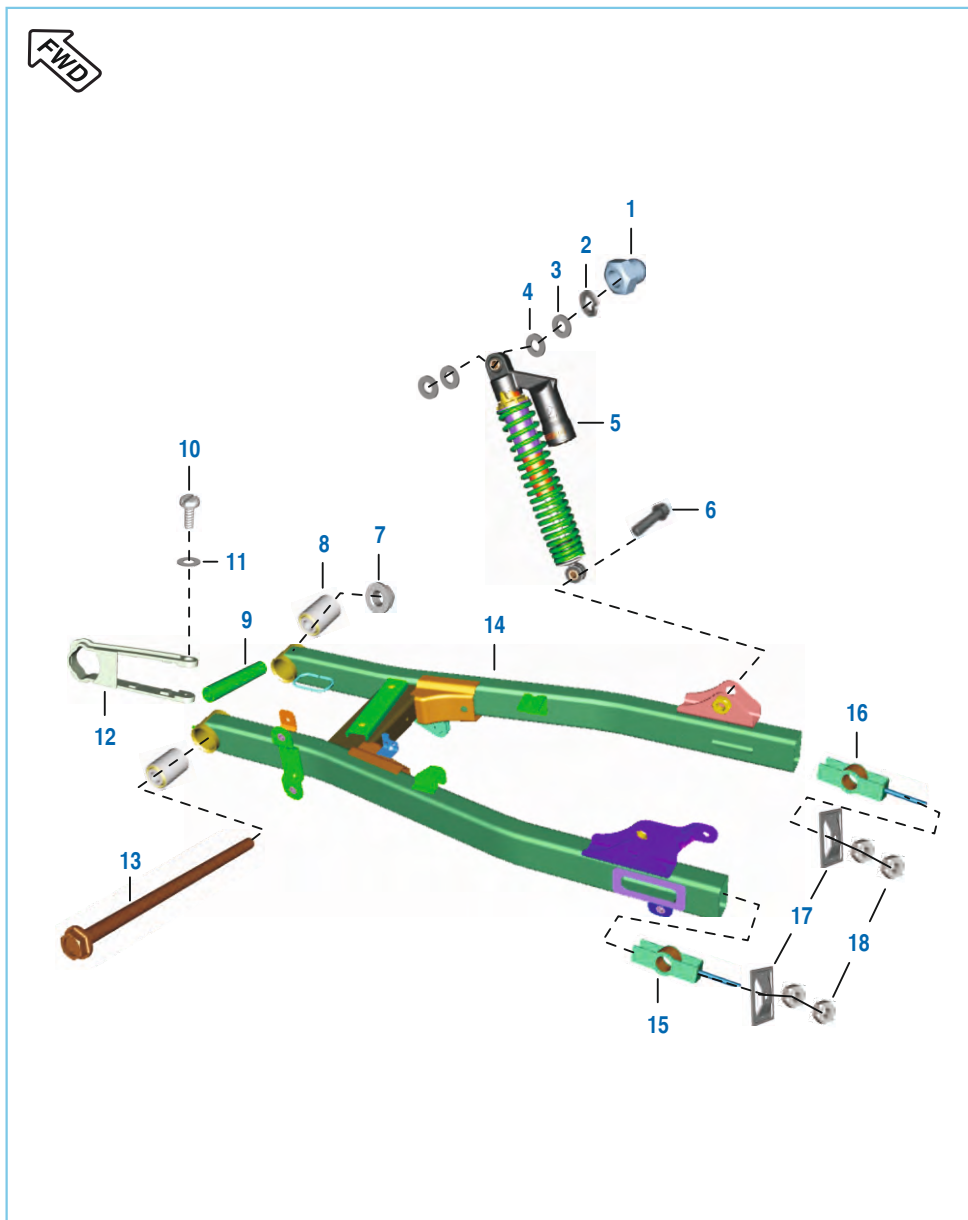
No.	Part No.	Description	Qty.		Remarks
			125 ST	100 T	
1	JZ 1110 38	Frame Assembly	1	---	
	JZ 1112 26	Frame Assembly	1	---	For Turkey N.S
1A	PA 1110 29	Frame Assembly	--	1	
2	JZ 1138 05	Cap For Pipe	2	2	
3	JZ 1510 84	Nut Steering	1	1	
4	36 JZ00 83	Kit-Brg Race+Cone	1	1	Refer Page No. 111
5	DJ 1811 15	Cage Bearing - Steering	2	2	
6	JZ 1510 83	Cap Steering	1	1	
7	DK 2010 49	Clamp Harness Wiring	1	1	N.I.
8	36 0010 52	Grease Lithon RR3-10gm	1	1	N.I.
9	JZ 1111 71	BRACKET SIDE STAND SWITCH	1	---	N.I For Turkey N.S
10	JZ 1111 64	BRACKET RELAY MTG FRONT	1	---	N.I For Turkey N.S
11	JZ 1112 27	BRACKET SIDE STAND SWITCH CONTROLLER	1	---	N.I For Turkey N.S
12	JZ 1138 08	Bracket Starter Relay MTG	1	1	
13	KA Ed06 12	Bolt Flanged Small	1	1	
14	JZ 1138 17	Cap Frame End	2	-	Ref. Cir. IB-125

Swing Arm / Rear Shock Absorber (125ST)



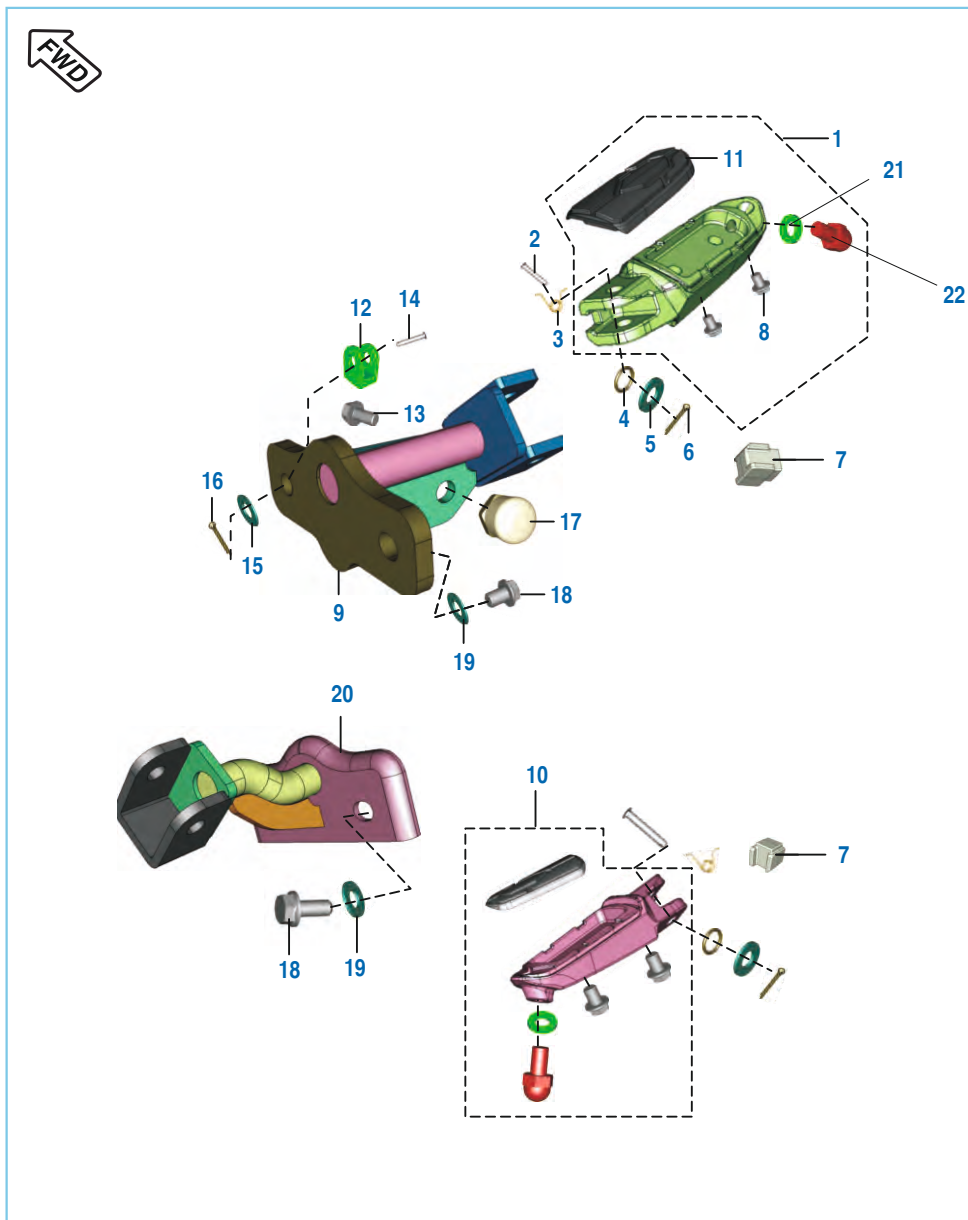
No.	Part No.	Description	Qty.		Remarks
			125 ST	100 T	
1	JZ 1220 03	Shock absorber Mono	1	--	
2	LA C000 19	Bolt Socket M10 X 1.25 X 55	2	--	
3	JZ 1220 01	Swing Arm Assy	1	--	
4	JZ 1220 10	Spacer Swing Arm	1	--	
5	DG 1710 18	Bearing - Needle	2	--	
6	DG 1710 19	Seal - Oil	4	--	
7	DK 1710 06	Sleeve For Swing Arm	2	--	
8	JZ 1220 11	Shaft Swing Arm	1	--	
9	DG 1710 17	Nut	1	--	N.S
10	JZ 1138 06	Cap For Swing Arm Pivot	2	--	
11	JZ 1220 05	Chain Slider	1	--	
12	39 0553 02	Screw - Self Tapping	2	--	
13	39 0454 11	Washer - Plain	2	--	
14	JL 1812 25	Grommet li	1	--	
15	JZ 1220 08	Adjuster Chain - RH	2	--	
16	JZ 1220 12	Plate Chain Adjuster	2	--	
17	39 0292 15	Nut - Hexagon : M6 X 1	4	--	
18	39 0807 08	PIN snap	2	--	N.I
19	DJ 1612 27	Instruction Label	2	--	N.I

Swing Arm / Rear Shock Absorber (100T)



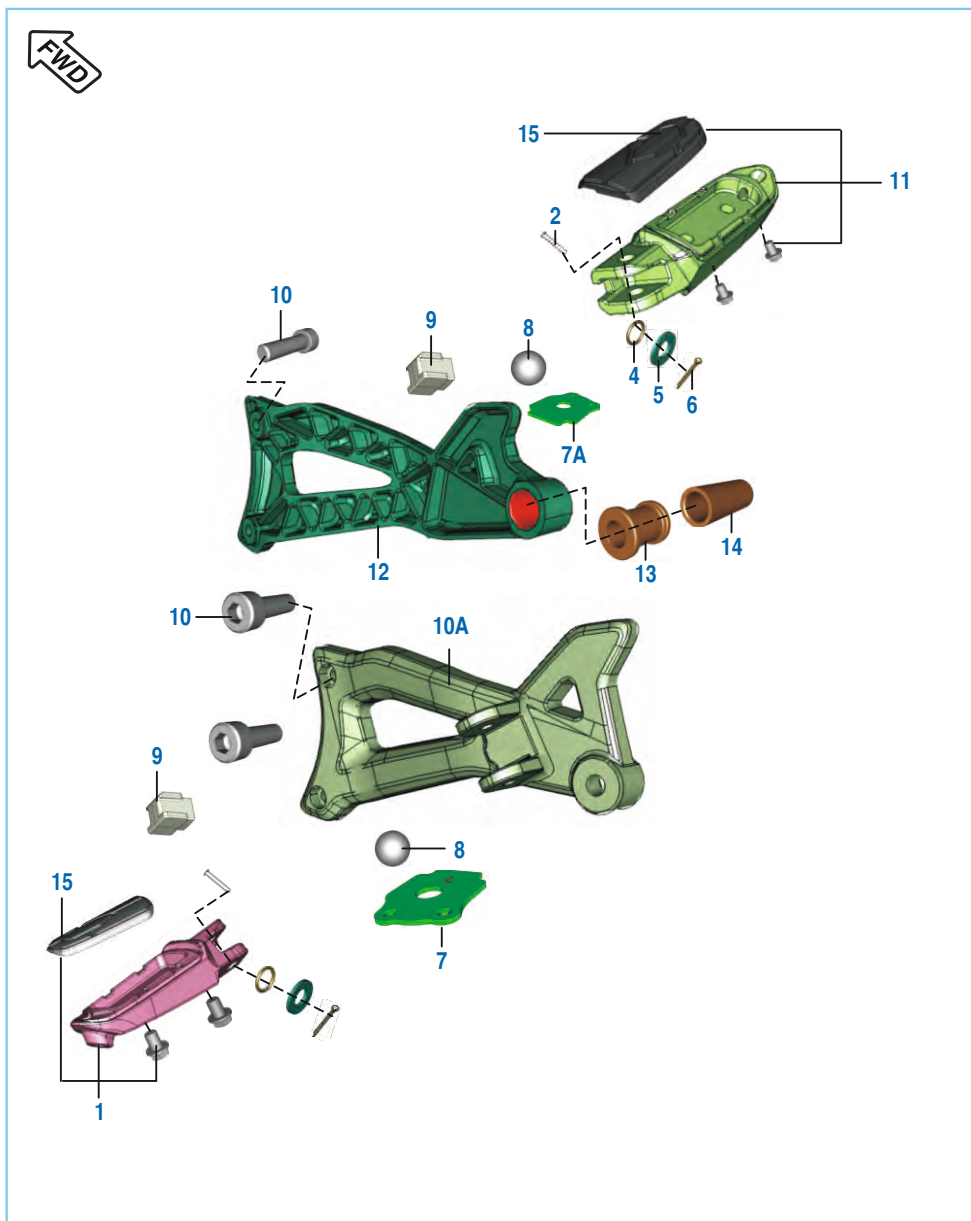
No.	Part No.	Description	Qty.		Remarks
			125 ST	100 T	
1	JB 1220 09	Domed Cap Nut	--	2	
2	39 2726 12	Spring Washer	--	2	
3	JB 1220 11	Plain Washer	--	2	
4	JB 1220 10	Plain Washer	--	4	
5	PA 1220 09	Rear Shock Absorber	--	2	
6	JB 1220 16	Hex Bolt / Flange - M10	--	2	
7	39 1358 15	Flanged Nut	--	1	
8	DP 1710 06	Bush	--	2	
9	PA 1110 30	Sleeve Swing Arm Pivot	--	1	
10	39 0553 02	Screw - Self Tapping	--	2	
11	39 0454 11	Plain Washer	--	2	
12	PA 1220 14	Chain Slider	--	1	
13	PA 1220 15	Shaft Swing Arm	--	1	
14	PA 1220 13	Swing Arm Assly	--	1	
15	DJ 1510 36	Adjuster Chain LH	--	1	
16	DX 1510 14	Adjuster Chain RH	--	1	
17	DJ 1510 47	Plate Chain Adjuster	--	2	
18	39 0292 15	Hexagon Nut	--	4	

Rider Foot Rest



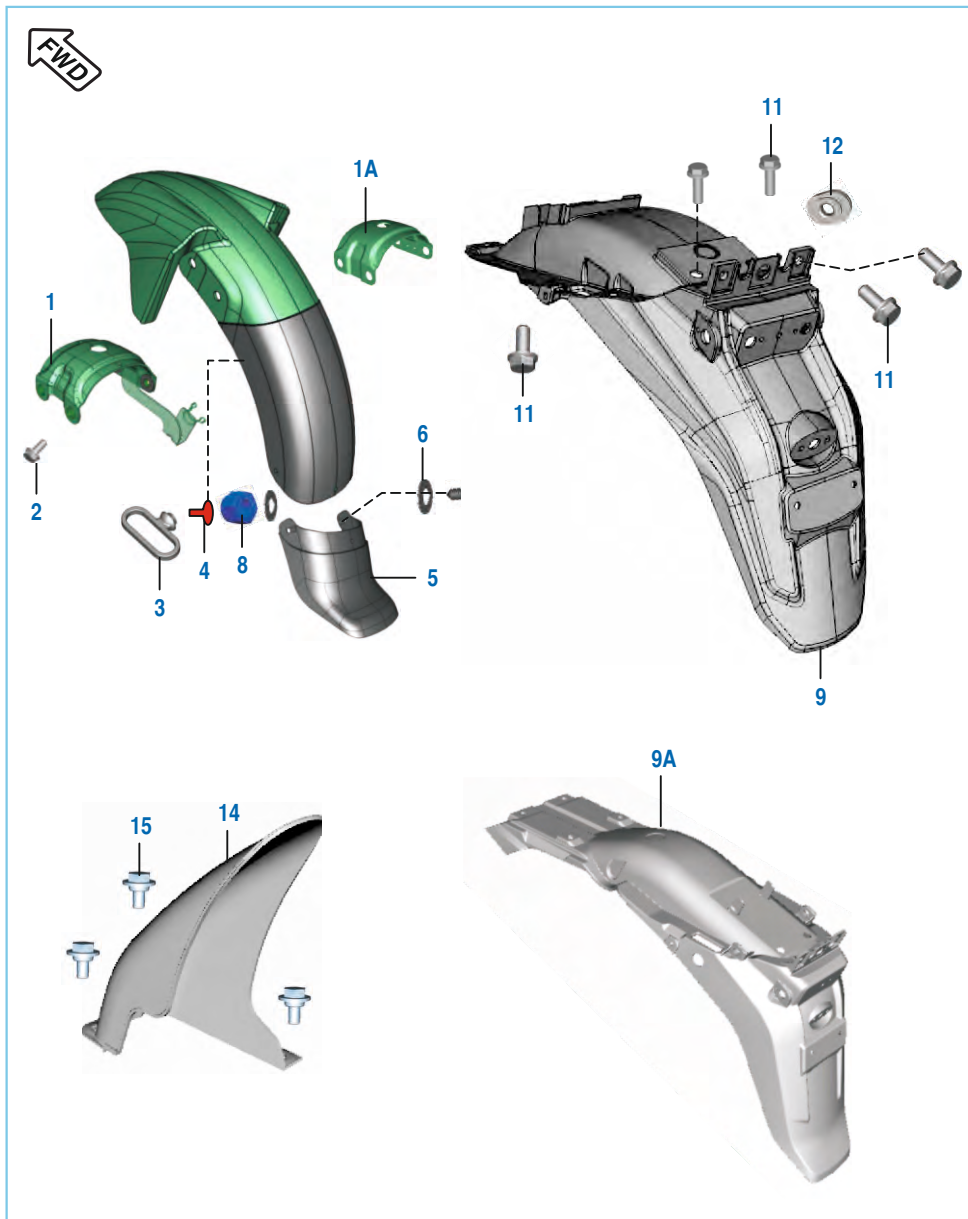
No.	Part No.	Description	Qty.		Remarks
			125 ST	100 T	
1	JZ 1130 28	Assly Main Step RH	1	1	
2	JZ 1130 36	Pin Main Step	2	2	
3	JZ 1130 39	Spring Torsion	2	2	
4	30 1410 31	'O' ring	2	2	
5	39 1040 11	Washer Plain	2	2	
6	39 0784 08	Pin Spit	2	2	
7	JL 1130 28	Rubber Pad Footrest	2	2	
8	39 1791 04	Bolt Flanged M6X8	4	4	
9	JZ 1130 21	Stay RH Main Step	1	1	
10	JZ 1130 27	Assly Main Step LH	1	1	
11	JZ 1130 35	Footrest Rubber	2	2	
12	JZ 1610 24	Damper Brake Lever	1	1	
13	39 2671 04	Hexgoan Bolt	1	1	
14	30 1910 38	Pin	1	1	
15	39 0198 11	Washer	1	1	
16	39 0808 08	Split Pin	1	1	
17	DH 1611 94	Kick Stopper	1	1	
18	39 2310 04	Bolt Flange	4	4	
19	39 2659 12	Spring Washer	4	4	
20	JZ 1130 20	Stay LH Main Step	1	--	
	PA 1130 30	Stay LH Main Step	--	1	
21	LD B000 19	Washer Plain	2	2	
22	JG 1130 52	Bolt	2	2	

Pillion Foot Rest / Holder Step



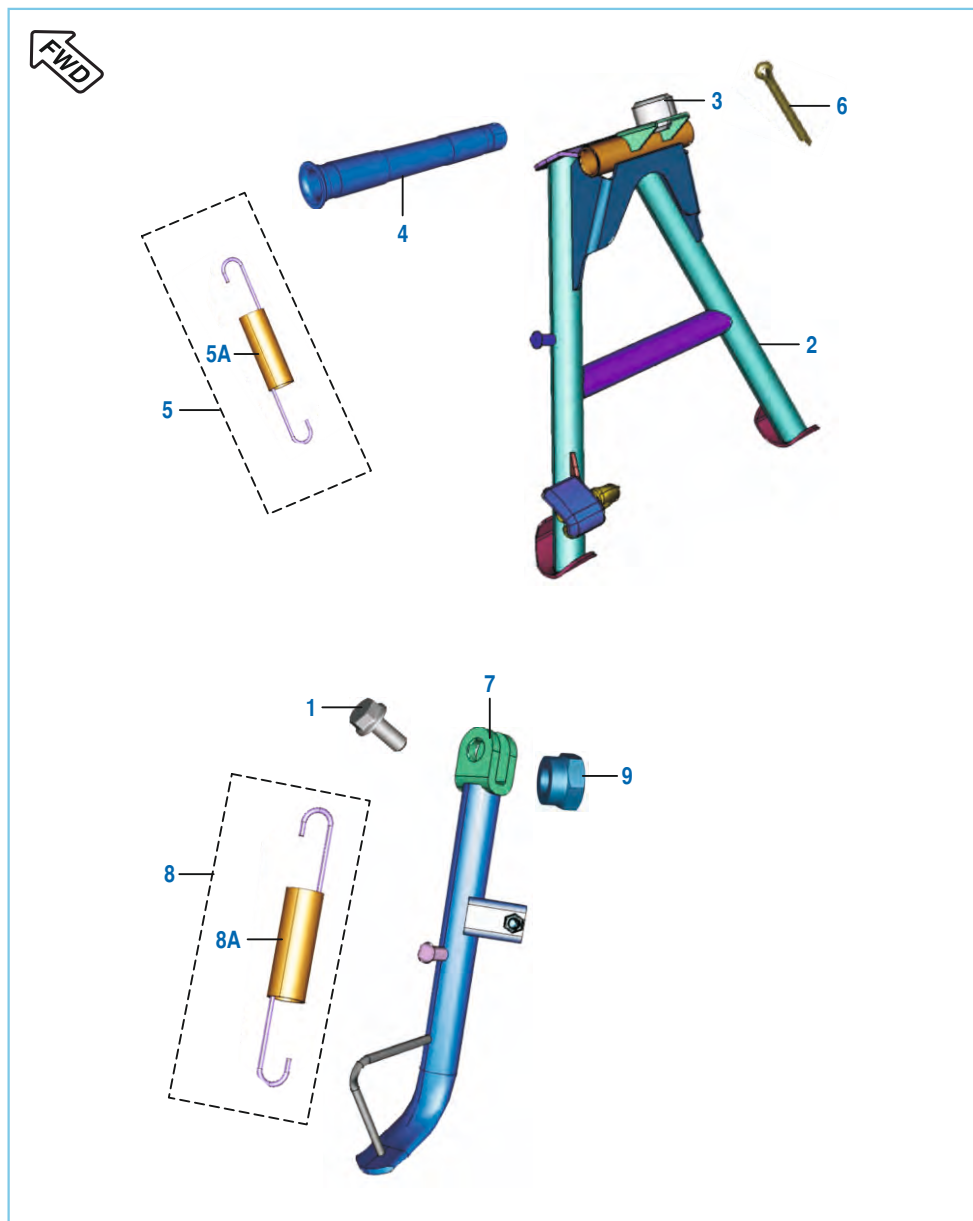
No.	Part No.	Description	Qty.		Remarks
			125 ST	100 T	
1	JZ 1130 31	Assly Pillion Step LH	1	1	
2	JD 1130 19	Pin Foot Step	2	2	
3	GF 1611 43	Spring	2	2	N.I.
4	30 1410 31	'O' Ring	2	2	
5	39 1040 11	Washer Plain	2	2	
6	39 0784 08	Pin Split	2	2	
7	PA 1130 42	Plate Lock	1	1	
7A	PA 1130 43	Plate Lock RH	1	1	
8	30 1012 36	Ball	2	2	
9	JL 1130 28	Rubber Pad Footrest	2	2	
10	LA C000 05	Bolt Socket	4	4	
10A	JZ 1130 23	Holder LH Step	1	1	
11	JZ 1130 32	Assly Pillion RH Step	1	1	
12	JZ 1130 26	Holder RH Step	1	1	
13	JZ 1130 42	Damper Silencer	1	1	
14	DH 1611 57	Tube Silencer Mtg	1	1	
	DJ 1612 78	Tube Silencer Mtg with Washer	1	1	
15	JZ 1130 35	Footrest Rubber	2	2	
16	36 JL00 15	Kit Hardware	2	2	Includes Sr No. 2,4,5,6

Mudguard - Front & Rear



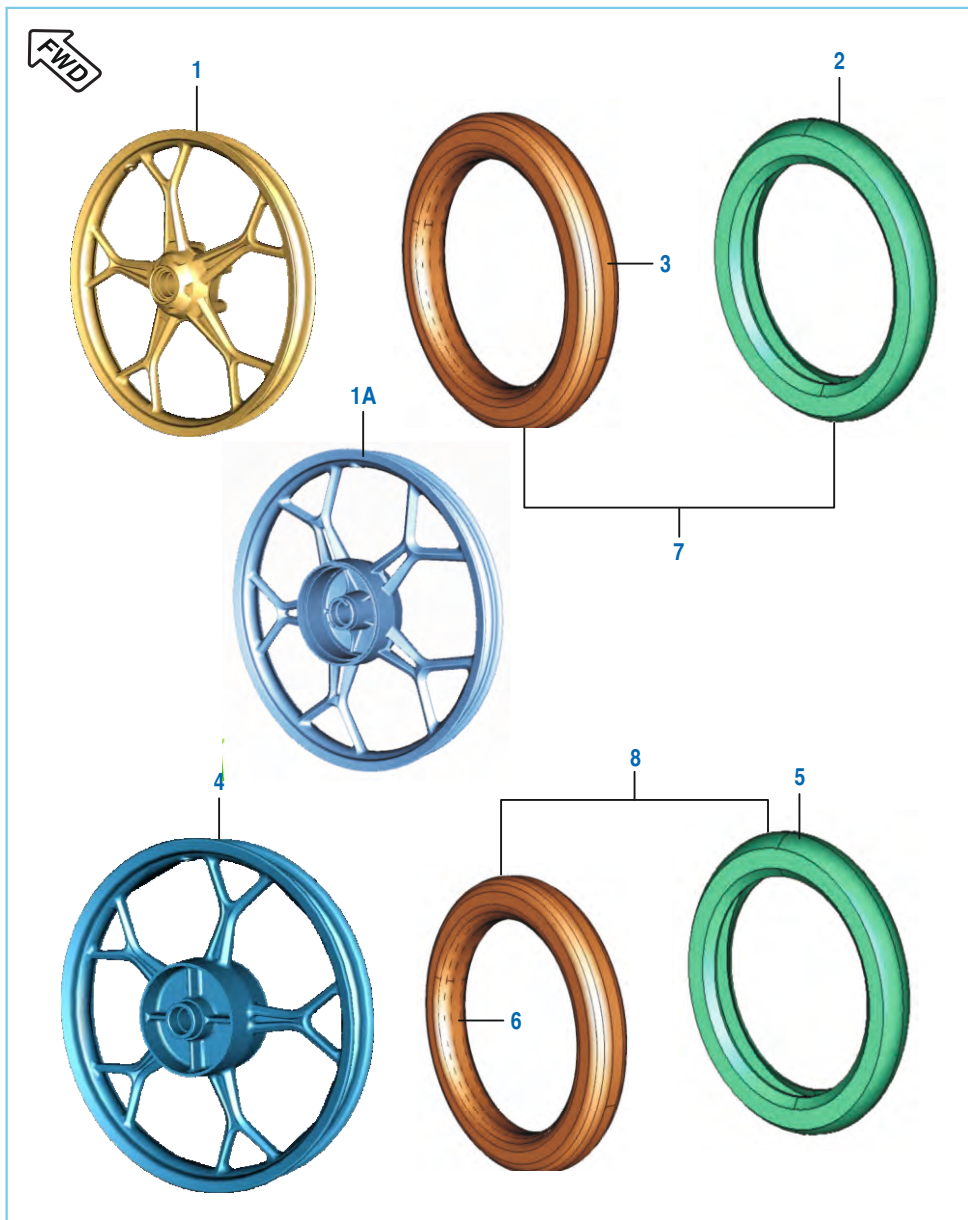
No.	Part No.	Description	Qty.		Remarks
			125 ST	100 T	
1	JZ 1814 15	Fender Brace	1	---	
1A	PA 1814 05	Fender Brace	---	1	
2	59 0400 19	Bolt Hex With Flange - M8 X 1.25	4	4	
	39 1556 04	Bolt Hex With Flange - M8 X 1.25	4	4	alt for 59040019
3	DS 1611 25	Guide - Cable	1	1	
4	DJ 1610 69	Nail - Cable Guide	1	1	
5	JZ 1814 16	Flap Front Fender	1	1	
6	39 0242 11	Washer - Plain	6	6	
7	39 2420 01	Screw - Pan Head : M5	3	3	
	39 1698 01	Screw - Pan Head : M5	3	3	alt for 39242001
8	39 0326 15	Nut - Nyloc :- M5 X 0.8	3	3	
9	JZ 1814 19	Fender Rear Rr	1	---	
	JZ 1814 38	Fender Rear Rr	1	---	For Turkey N.S
9A	PA 1814 00	Fender Rear Rr	---	1	
10	DJ 2011 73	Grommet	3	3	
11	LA E000 22	Bolt Flanged	6	6	Rear Fender Mtg.
12	DH 1611 58	Grommet	1	1	
13	PA 1814 06	Flap Rear Fender	--	1	N.S
14	PA 1814 03	Hugger Front	--	1	
15	JB 2312 08	Step Bolt	--	3	N.S
	DS 1612 24	Step Bolt	2	2	

Stand Assembly



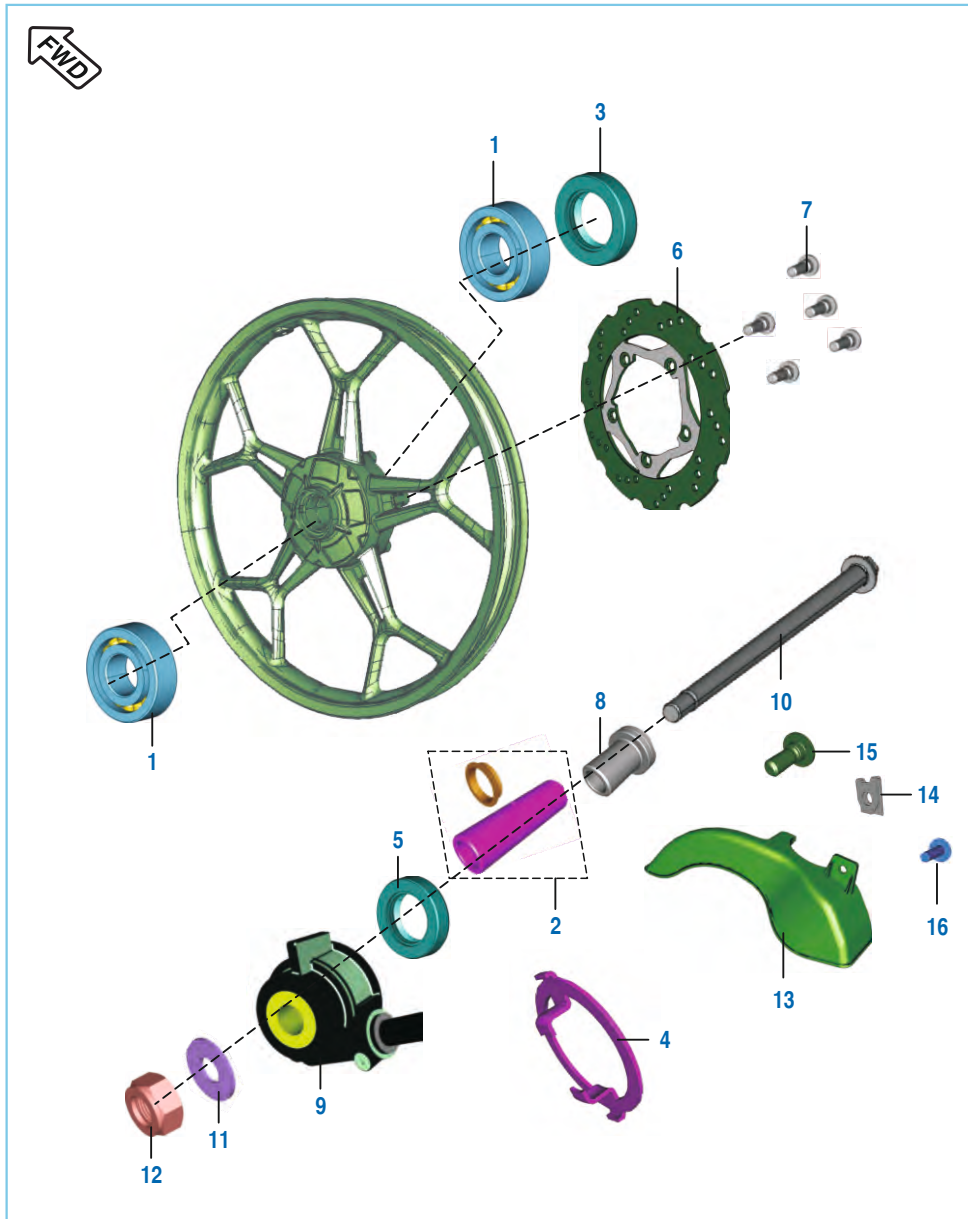
No.	Part No.	Description	Qty.		Remarks
			125 ST	100 T	
1	DF 1611 02	Bolt For Side Stand Mounting	1	1	
2	JZ 1132 03	Stand Center	1	---	
	PA 1132 06	Stand Center	---	1	
3	JZ 1132 06	Damper Center Stand	1	---	
	PA 1132 04	Damper Center Stand	---	1	
4	JZ 1132 07	Shaft Center Stand	1	--	B-26-11/02/2013
	JZ 1132 14	Shaft Center Stand	1	1	
5	JZ 1132 09	Spring M-Stand With Cover	1	1	
5A	JZ 1132 12	Cover Spring	1	1	
6	39 0797 08	Pin - Cotter	1	1	
7	JZ 1132 04	Stand Side	1	1	
	JZ 1132 13	Stand Side	1	-	For Turkey N.S
8	JZ 1132 10	Spring S-Stand With Cover	1	1	
8A	JZ 1132 11	Cover Spring Side Stand	1	1	
9	39 0422 15	Nut - Nyloc :- M10	1	1	
10	JZ 4014 02	SWITCH SIDE STAND	1	---	N.I For Turkey N.S
11	JZ 4036 01	MAGNET HOLDER	1	---	N.I For Turkey
12	KA Dd05 14	BOLT-FLANGED-SMALL	1	---	N.I For Turkey N.S
13	JZ 1138 13	GUARD SWITCH SIDE STAND	1	---	N.I For Turkey N.S
14	JL 4030 00	INTERLOCK RELAY	1	---	N.I For Turkey
15	PF 4014 19	SIDE STAND SWITCH CONTROLLER	1	---	N.I For Turkey

Tube / Tyre / Rim



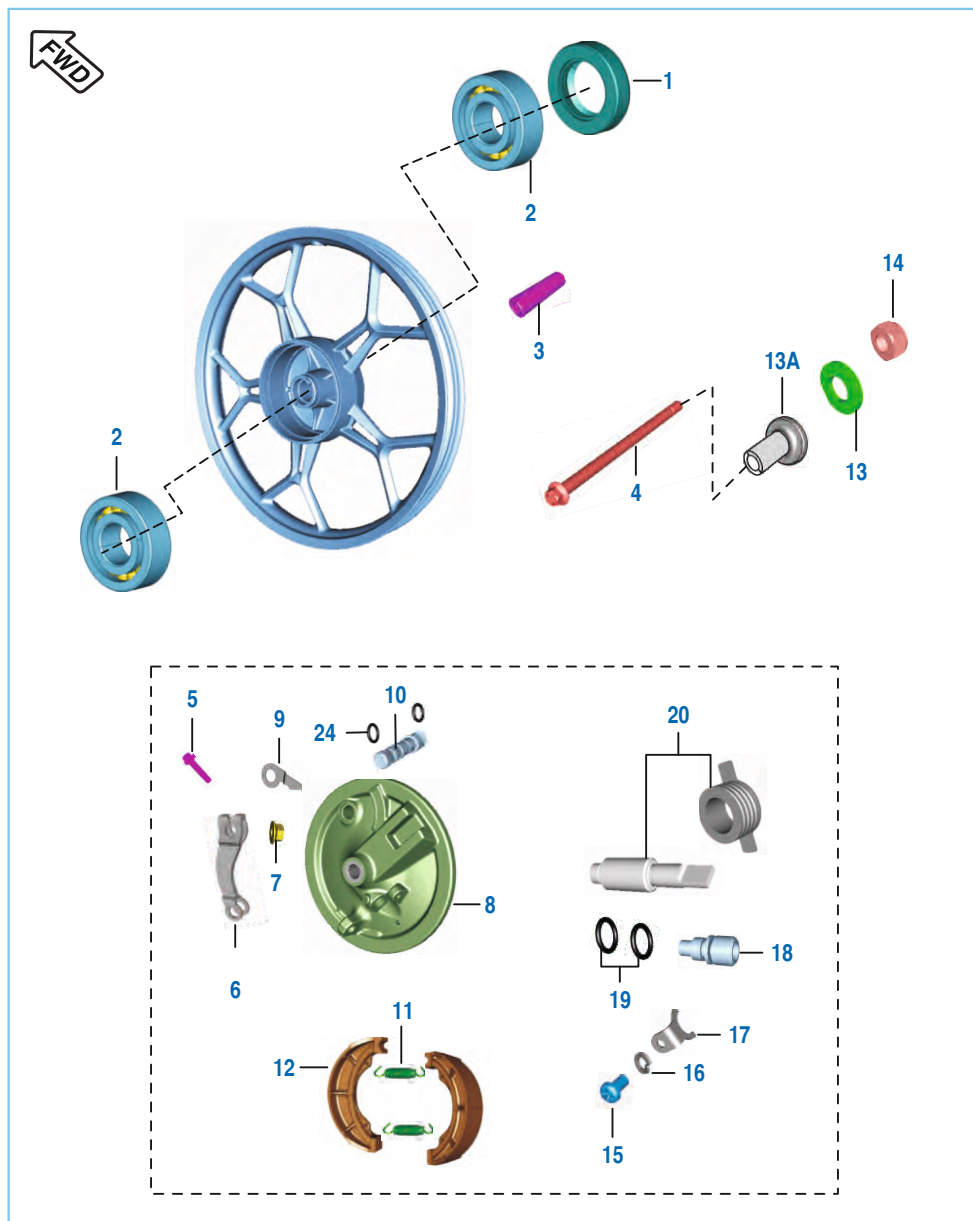
No.	Part No.	Description	Qty.		Remarks
			125 ST	100 T	
1	JZ 1310 28	Wheel Front 1.4X17	1	-	
	PA 1310 21	Wheel Front	1	-	Ref. Cir. IB-182
1A	JZ 1310 26	Wheel Front 1.4X17	-	1	
2	DS 1510 48	Tyre 2.75 X 17	1	--	Not Serviceable in Spare
	DM 1510 25	Tyre 2.75 X 17	-	1	Not Serviceable in Spare
3	DS 1510 49	Tube - 2.75 X 17	1	1	Not Serviceable in Spare
4	JZ 1312 24	Wheel Rear 1.6X17	1	-	
	PA 1312 41	Wheel Rear	1	-	Ref. Cir. IB-182
	PA 1312 15	Wheel Rear 1.6X17	-	1	
5	DS 1510 52	Tyre 3.00 X 17	1	--	Not Serviceable in Spare
	DM 1510 28	Tyre 3.00 X 17	-	1	Not Serviceable in Spare
6	DS 1510 53	Tube - 3 X 17	1	1	Not Serviceable in Spare
7	DS 1510 47	Tyre with tube 2.17 x 17 Front	1	1	
8	DS 1510 51	Tyre with tube 3 x 17 Rear	1	1	

Front Hub (125ST)



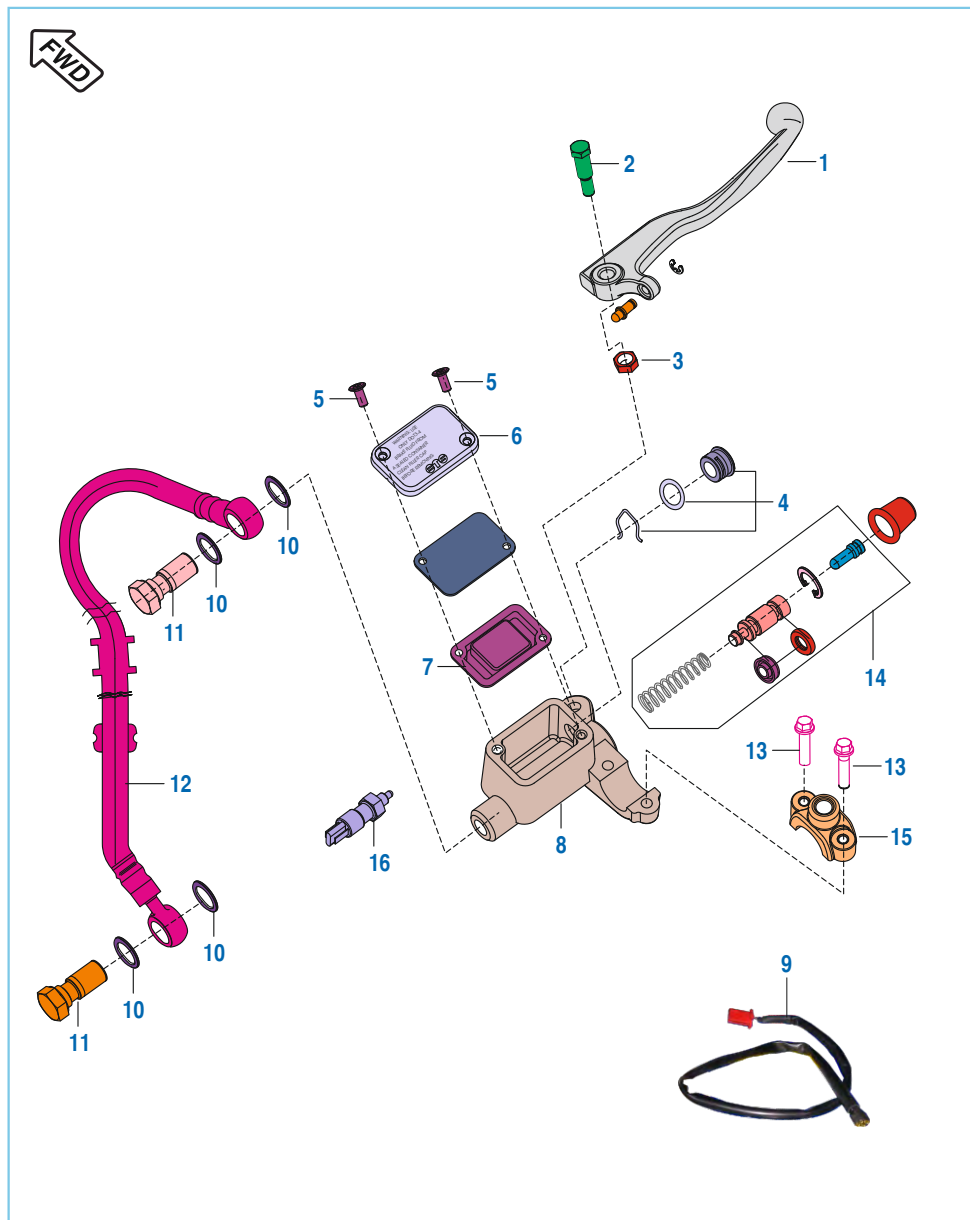
No.	Part No.	Description	Qty.		Remarks
			125 ST	100 T	
1	39 2688 20	Bearing - Ball 6301 RS1/C3	2	--	(12X37X12)
2	DE 1510 06	Spacer Assembly	1	--	
3	30 1510 33	Seal - Oil	1	--	
4	DE 1510 12	Plate - Drive For Speedometer Gear	1	--	
5	DE 1510 08	Seal - Oil	1	--	
6	JZ 1318 18	Disc Brake - 200 Mm	1	--	
7	LA C000 02	Socket Head Bolt M-6, 10.9	5	--	
8	JN 1310 03	Spacer	1	--	N.S
9	JZ 1316 01	Case Meter Assy - Gear	1	--	
10	JB 1310 17	Axle Front	1	--	
11	JB 1310 18	Plain Washer	1	--	
12	JB 1310 19	U Nut M12	1	--	N.S
13	JW 1812 41	Cover Disc	1	--	
14	JN 1812 11	Clip Nut - M6	1	--	Disc Cover Mtg.
15	LB U000 04	Step Bolt - M5 X 12L - 4.8	1	--	Disc Cover Mtg.
16	LB U000 05	Screw Truss - M6 X 35 L, 4.8	1	--	Disc Cover Mtg.

Front Hub (100T)



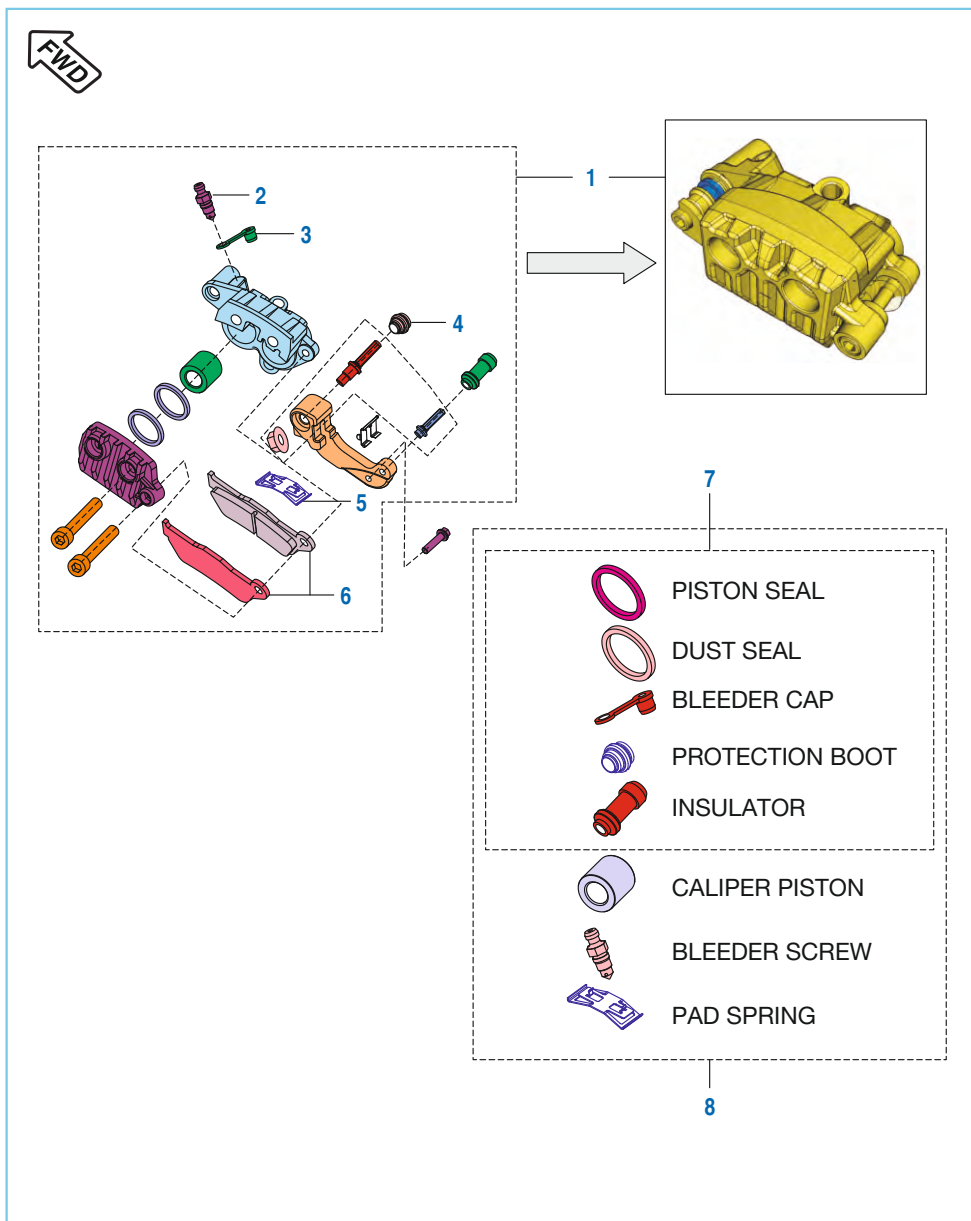
No.	Part No.	Description	Qty.		Remarks
			125 ST	100 T	
1	30 1510 33	Oil Seal	--	1	
2	39 2688 20	Bearing - Ball 6301 RS1/C3	--	1	
3	30 1510 32	Collar Bearing	--	1	
4	JB 1310 17	Axle Front Wheel	--	1	
5	DS 1510 95	Bolt	--	1	N.S
6	DS 1510 92	Lever Brake Cam	--	1	
7	DS 1510 94	Nut	--	1	
8	DS 1510 87	Panel Assly Front Brake	--	1	
9	DS 1510 91	Indicator	--	1	
10	DS 1510 89	Cam Brake Assly.	--	1	
11	30 1510 69	Spring	--	2	
12	30 1510 68	Shoe Brake	--	2	N.S
13	JB 1310 18	Plain Washer	--	1	
13A	JB 1310 22	Spacer + Dust Seal (Assembly)	--	1	
14	59 1500 03	U Nut (M12)	--	1	
15	39 0840 01	Pan Headed Screw	--	1	
16	39 0900 12	Washer Spring	--	1	
17	30 1511 18	Stopper for Bushing	--	1	
18	JA 1316 06	Bushing Speedo Gear	--	1	
19	39 1013 21	'O' Ring	--	2	Speedo Cable
20	36 DS 15 02	Speedometer Gear Kit	--	1	
21	30 1510 35	Seal Oil	--	1	N.I.
22	30 1510 42	Washer Plain	--	2	For Gear Meter Screw
	39 0242 11	Washer Plain	--	2	alt for 30151042
23	LB D000 01	Screw	--	1	To Secure
24	30 1510 38	Ring 'O'	--	2	

Front Master Cylinder (125ST)



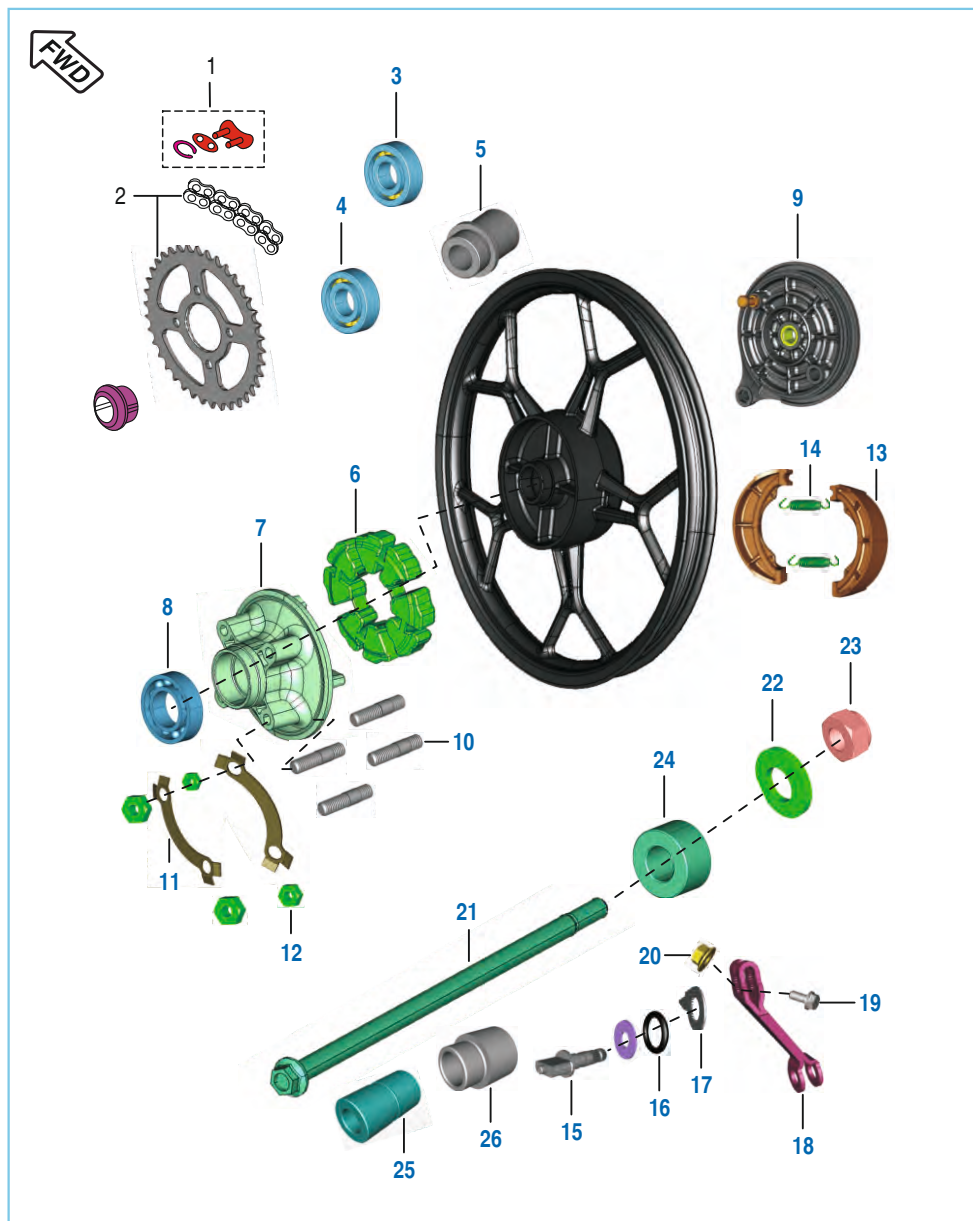
No.	Part No.	Description	Qty.		Remarks
			125 ST	100 T	
1	DJ 1910 59	Lever Front Brake	1	--	
2	DE 1910 31	Bolt Front Bracket I	1	-	
3	DE 1910 32	Nut	1	--	
4	DE 1910 35	Oil Window Kit	1	--	
5	DJ 1910 30	Screw	2	--	
6	DE 1910 29	Cover - Reservoir	1	--	
7	DE 1910 28	Diaphragm	1	--	
8	DJ 1910 58	Master Cylinder with lever	1	--	
9	DJ 2011 08	Cable Front Brake Switch	1	--	
10	DE 1910 10	Washer - Copper	4	--	
11	DE 1910 11	Bolt - Banjo	2	--	
12	JW 1318 05	Hose Assembly	1	--	
13	LA D000 37	Bolt Flanged M8X1X50	2	--	
14	36 DJ40 31	Major Kit Major Master Cylinder	1	--	
15	DE 1910 33	Clamp - Holder : RH	1	-	
16	DJ 2011 09	Front Brake Switch	1	-	N.I

Front Disc Brake (125ST)



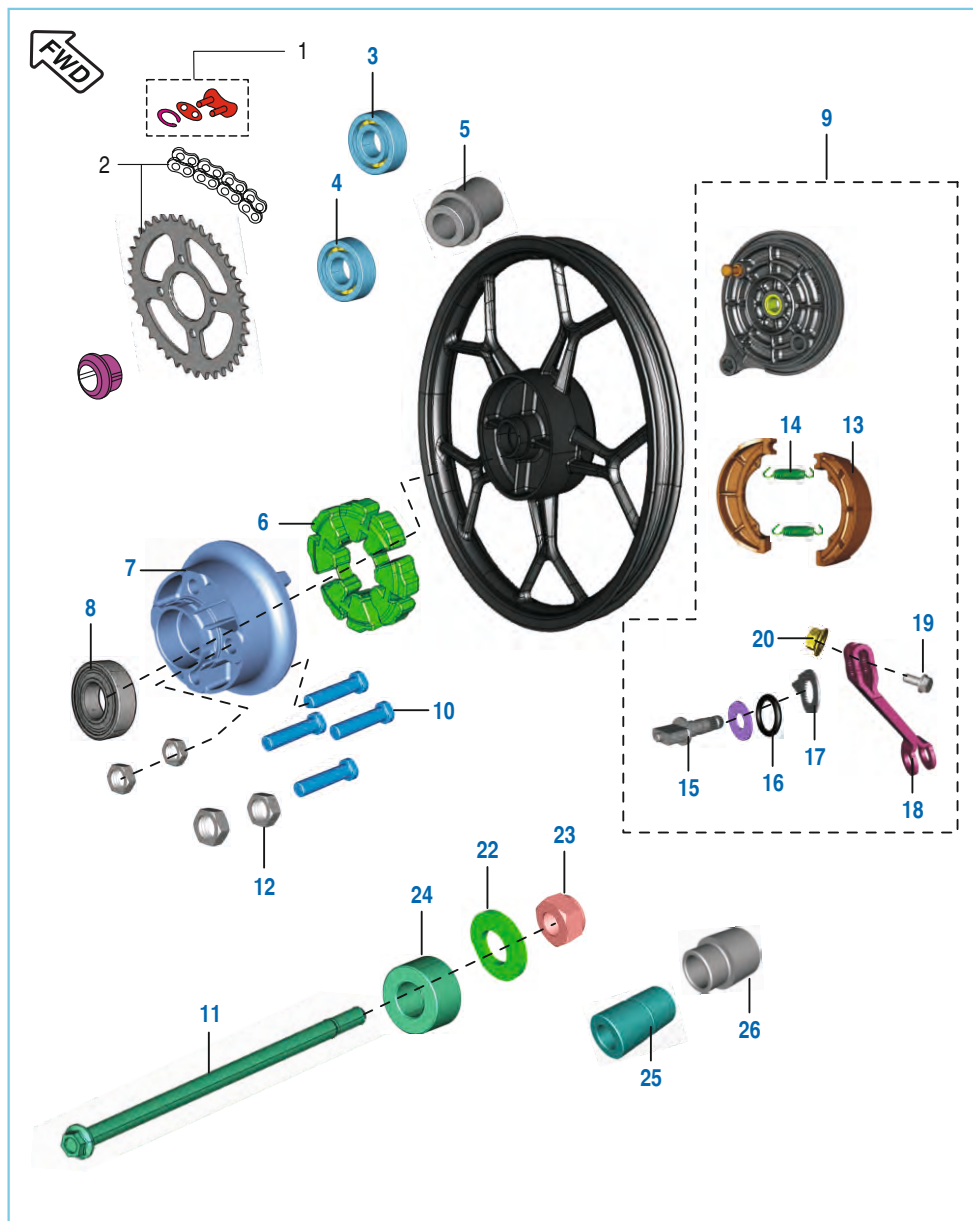
No.	Part No.	Description	Qty.		Remarks
			125 ST	100 T	
1	JW 1318 01	Caliper Assy Brake Front	1	--	
2	DE 1510 46	Screw Bleeder	1	--	
3	DE 1510 47	Bleeder Cap	1	--	
4	JL 1318 07	Boot	1	--	
5	DE 1510 48	Spring	1	-	
6	JW 1318 07	Pad	1	--	
7	36 DJ40 32	Minor Kit	1	--	
8	36 DJ40 33	Major Kit	1	-	

Rear Hub (125ST)



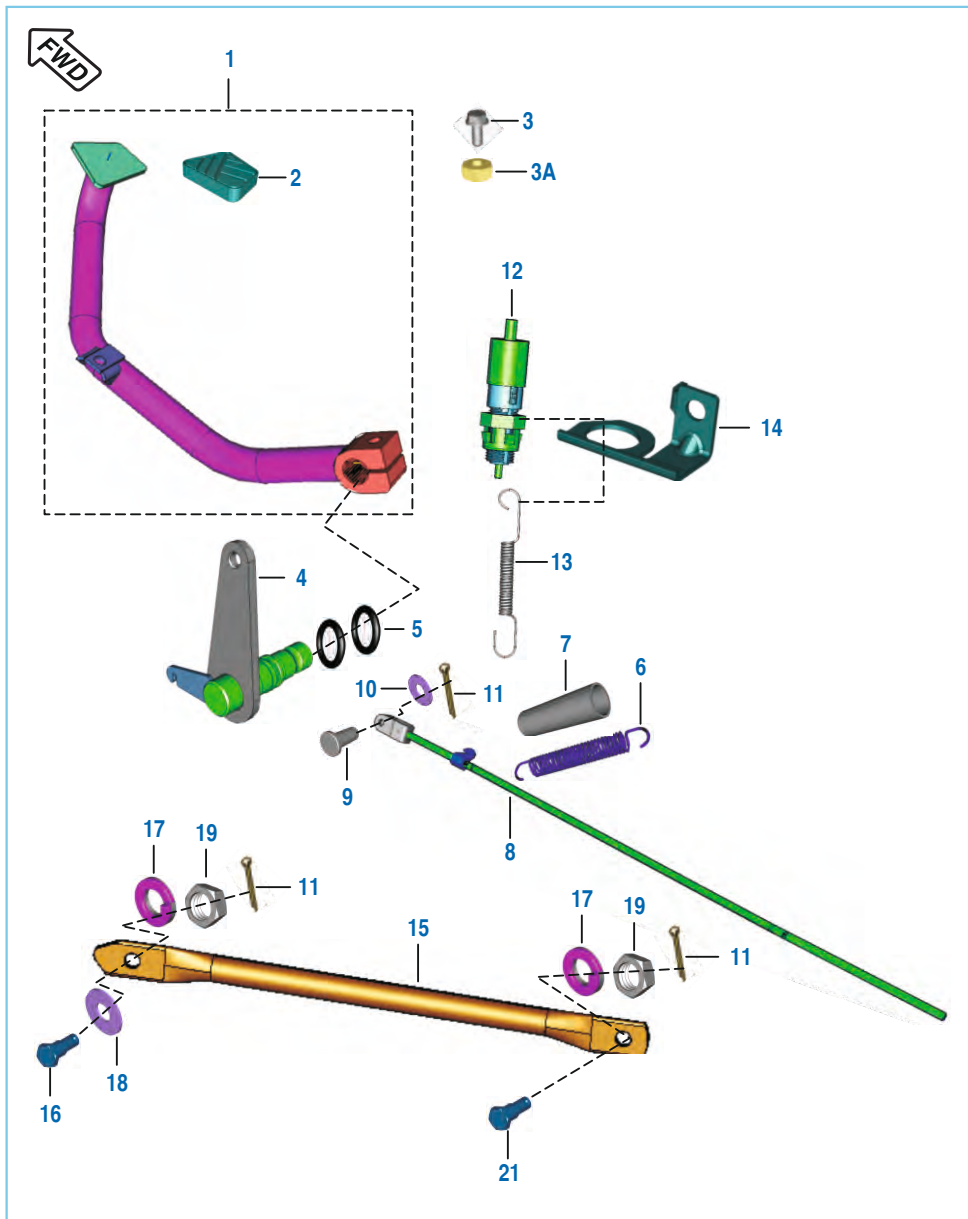
No.	Part No.	Description	Qty.		Remarks
			125 ST	100 T	
1	JD 1410 03	Drive Chain Lock	1	--	
2	36 JZ00 80	Kit Chain Sprocket	1	--	Refer Page No.111
3	39 2686 20	Bearing-Ball 6202 RS1/C3-15X35X11	1	--	
4	39 2687 20	Bearing-Ball 6302 RS1/C3-15X42X13	1	--	
5	30 1510 75	Collar-Bearing	1	--	
6	JG 1312 19	Coupling Rubber	1	--	
7	JN 1312 03	Coupling	1	--	
8	39 2240 20	Ball Bearing	1	--	
9	JZ 1318 13	Panel Rear Brake	1	--	
10	DS 1510 73	Stud	4	--	
11	PF 1312 20	Washer Lock	2	--	
12	LC B000 05	Nut Hex A/F	4	--	
13	30 1510 68	Shoe Brake	2	--	N.S
14	30 1510 69	Spring	2	--	
15	DS 1510 96	Cam Brake	1	--	
	30 1510 11	Cam Brake	1	--	alt for DS151096
16	30 1510 38	'O' Ring	1	--	
17	DS 1510 90	Indicator	1	--	
18	JZ 1318 03	Lever Cam Brake	1	--	
19	JB 1312 24	Hex Bolt with Flange	1	--	N.S
20	DS 1510 94	Flange Nut	1	--	
21	JZ 1312 17	Axle Rear	1	--	
22	LD B000 01	Washer Plain	2	--	
23	DH 1710 19	Nut - U :- Swing Arm	1	--	
24	JD 1312 10	Collar Assy	1	--	
25	DX 1510 22	Collar	1	--	
26	JD 1312 12	Sleeve	1	--	

Rear Hub (100T)



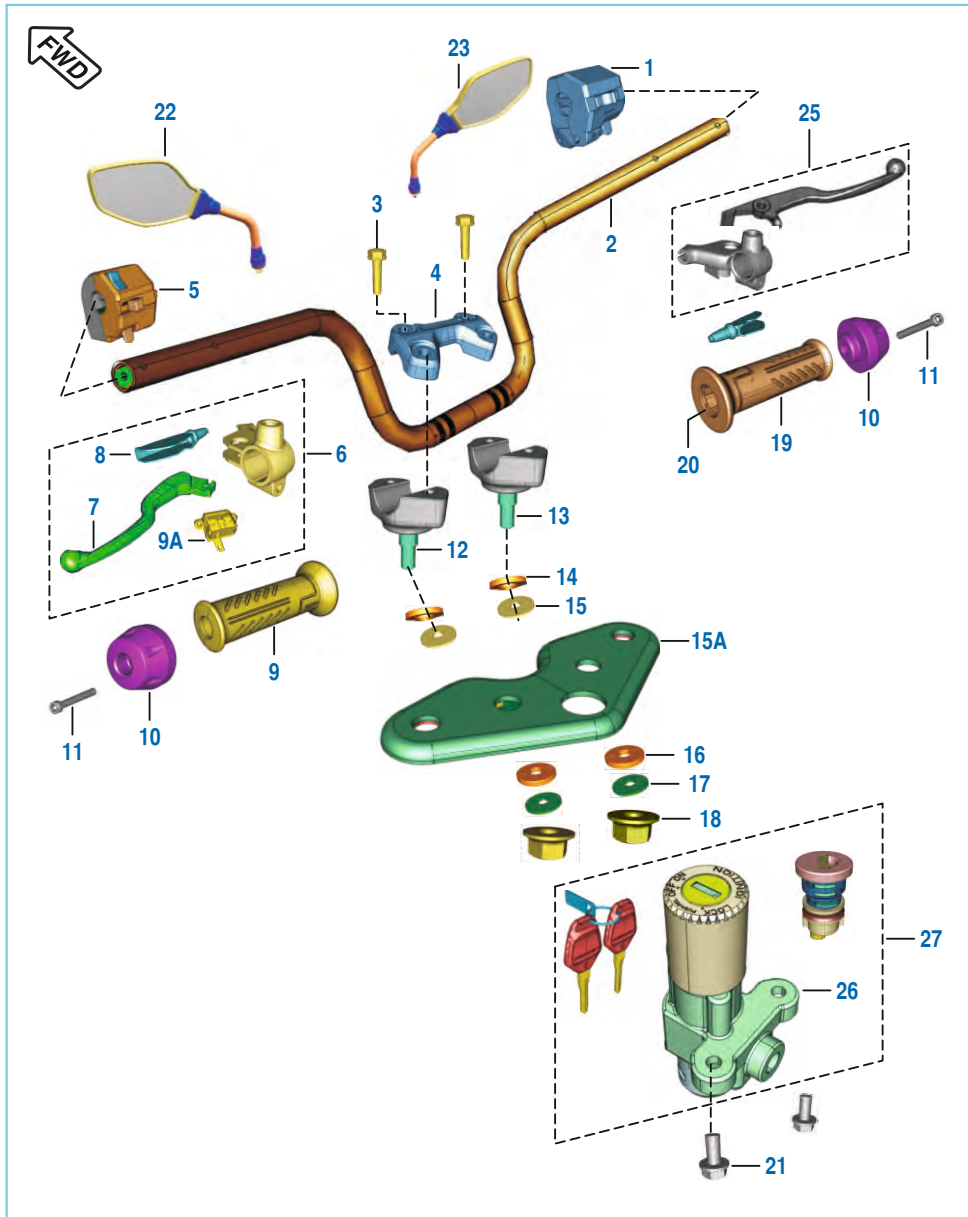
No.	Part No.	Description	Qty.		Remarks
			125 ST	100 T	
1	JD 1410 03	Drive Chain Lock	--	1	
2	36 PA00 95	Kit Chain Sprocket	--	1	Refer Page No.113
3	39 2688 20	Bearing - Ball 6301 RS1/C3	--	1	
4	KP BB62 01	Bearing-Ball C3	--	1	
5	31 1570 18	Collar-Bearing	--	1	N.S
6	31 1510 21	Coupling Rubber	--	1	
	PA 1312 63	Coupling Rubber	--	1	
7	PA 1312 08	Coupling	--	1	
8	39 2240 20	Ball Bearing	--	1	
9	PA 1318 31	Panel Rear Brake Complete	--	1	N.S
10	PA 1312 61	D Bolt	--	4	
11	PA 1312 23	Axle Rear	--	1	
12	LC L000 03	Nut U Flange	--	4	
13	31 1510 07	Shoe Brake	--	2	N.S
14	30 1510 69	Spring	--	2	
15	31 1510 22	Cam Brake Assly.	--	1	N.S
16	30 1510 38	'O' Ring	--	1	
17	30 1510 05	Wear Indicator	--	1	
18	PA 1318 09	Lever Cam Brake	--	1	
19	JB 1312 24	Hex Bolt with Flange	--	1	N.S
20	DS 1510 94	Flange Nut	--	1	
21	JB 1312 25	Hex Nut M18	--	1	N.I. N.S
22	LD B000 30	Washer Plain	--	1	
23	59 1500 03	Nut - U M12	--	1	
24	PA 1312 16	Collar Assy	--	1	
25	PA 1312 17	Collar	--	1	
26	PA 1318 06	Sleeve	--	1	N.S
27	DX 1510 15	Plain Washer	--	1	N.I.

Rear Brake Pedal



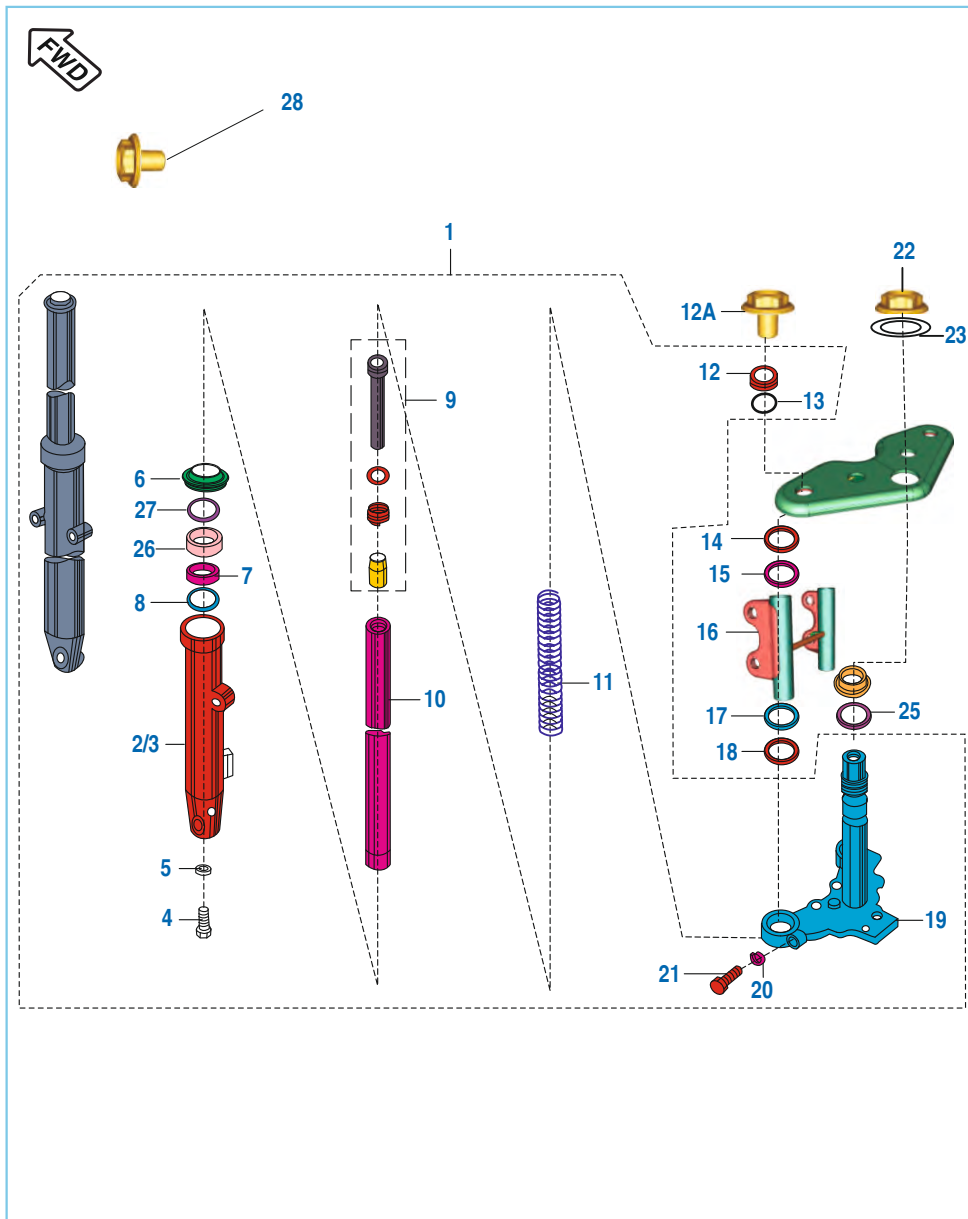
No.	Part No.	Description	Qty.		Remarks
			125 ST	100 T	
1	JZ 1610 09	Assembly Brake Pedal	1	--	
	PA 1610 01	Lever Brake Pedal	--	1	
2	JZ 1610 19	Pad Brake Pedal	1	1	
3	39 1063 01	Screw Hex Head	1	1	N.S
3A	39 0292 15	Nut M6	1	1	
4	JZ 1610 11	Shaft Assly Brake Lever	1	1	
5	39 1537 21	Ring - O	2	2	
6	JD 1610 02	Spring Brake Pedal	1	1	
7	JD 1610 06	Sleeve Brake Return Spring	1	1	
8	JZ 1318 10	Brake Rod	1	--	
	PA 1318 28	Brake Rod	--	1	
9	JZ 1318 75	Pin Brake Rod	1	1	
10	39 0198 11	Washer - Plain	1	1	
11	39 0808 08	Pin - Split	1	1	
12	31 2010 79	Rear Brake Switch	1	1	
13	JM 1910 14	Spring Brake Switch	1	1	
14	JZ 1110 72	Bracket Rear Brake Switch	1	1	N.S
15	DS 1510 25	Rod - Torque	1	--	
	DJ 1510 42	Rod - Torque	--	1	
16	DH 1510 29	Bolt - Step :- Torque Rod	1	1	
17	39 0789 12	Washer - Spring	2	2	
18	39 1540 11	Washer - Plain	1	1	
19	39 0694 15	Nut - Hexagon Lock : M8 X 1.25	2	2	
20	30 1510 96	Bolt - Hexagon	1	1	
21	36 DK00 17	Kit Hardware Br Rod	1	1	Refer Page No.114

Handle Bar Assly



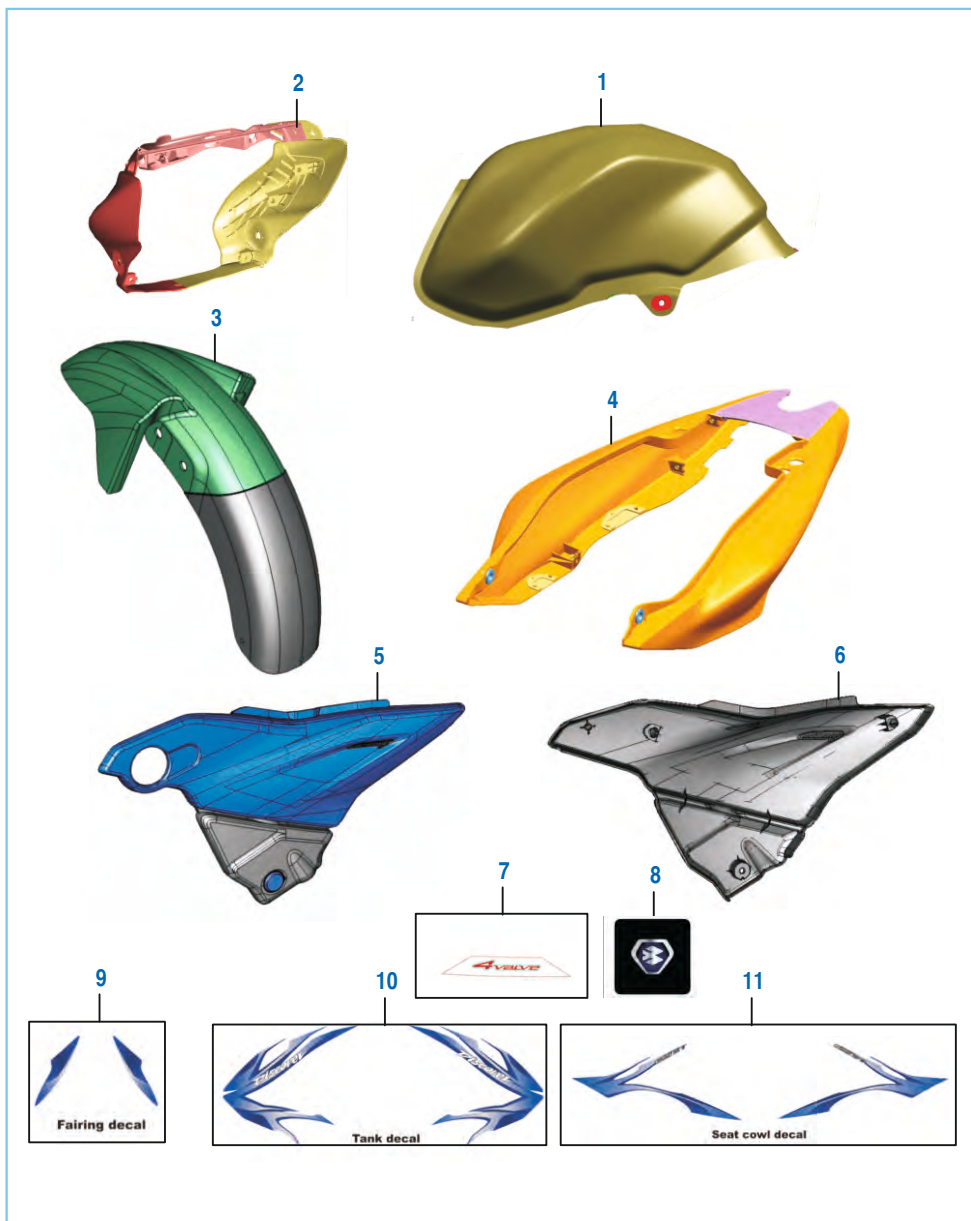
No.	Part No.	Description	Qty.		Remarks
			125 ST	100 T	
1	PA 4014 05	Control Switch RH	1	1	
	JZ 4014 08	Control Switch RH	1	—	For Turkey
2	JZ 1510 70	Handle Bar	1	1	
3	39 1714 04	Bolt - Flanged	4	4	N.S
4	JZ 1810 07	Holder Handle	1	1	
5	JB 4014 00	Control Switch LH	1	1	
6	JZ 1610 23	Lever & Support Holder Asy LH	1	1	
7	DJ 1910 55	Lever Grip Left	1	1	
8	DS 1910 52	Lever Boot LH For Clutch Switch	1	1	
9	JZ 1510 64	Hand Grip LH	1	1	
9A	PA 4014 01	Clutch Switch	1	1	DJ201246-Vertical Base
10	JZ 1510 69	Handle Bar Weight	2	2	
11	LA C000 31	Bolt Socket	2	2	
12	JZ 1810 13	Holder Lower LH	1	1	
13	JZ 1810 12	Holder Lower RH	1	1	
14	DS 1810 07	Washer Handle Upper	2	2	
15	JZ 1510 78	Damper Upper	2	2	
15A	JZ 1510 45	Holder Fork Upper	1	1	
16	JZ 1510 79	Damper Lower	2	2	
17	DS 1810 10	Washer	2	2	
18	39 2249 15	Nut	2	2	N.S
19	JZ 1510 65	Hand Grip RH	1	1	
20	DX 1910 01	Pipe Throttle	1	1	
21	39 1912 04	Bolt Flange	2	2	
	39 1902 04	Bolt Flange	2	2	alt for 39191204
22	JZ 2316 00	Mirror LH	1	1	
23	JZ 2316 01	Mirror RH	1	1	
24	30 1910 48	Band	2	2	N.I.
25	DX 1910 09	Lever Assembly RH	1	1	
26	JZ 4014 00	Ignition Switch	1	1	
27	JZ 2326 00	Lock Set	1	1	
28	DD 2011 70	Front Brake Switch	—	1	
	PA 4014 03	Front Brake Switch	—	1	N.S

Front Fork



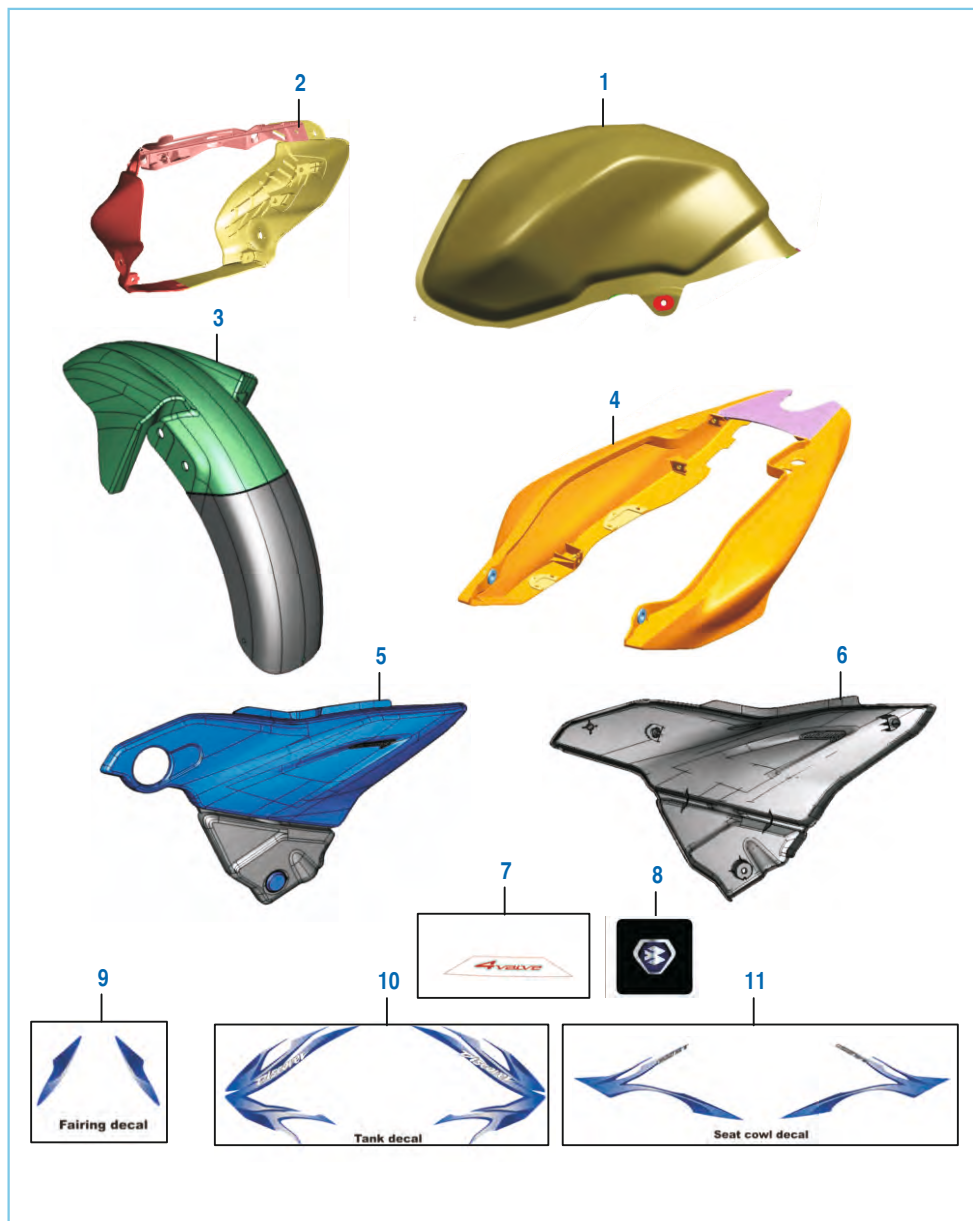
No.	Part No.	Description	Qty.		Remarks
			125 ST	100 T	
1	JZ 1210 27 PA 1210 12	Fork Assly Comp-Disc Fork Assly	1 --	-- 1	
2	JZ 1210 30 PA 1210 15	Tube Outer LH Tube Outer LH	1 --	-- 1	
3	JZ 1210 31 PA 1210 16	Tube Outer RH Tube Outer RH	1 --	-- 1	
4	30 1810 25	Socket Head Bolt	2	2	
5	30 1810 26	Gasket	2	2	
6	DD 1810 32	Kit Oil Seal Fork	2	2	
7	JK 1210 07	Guide Bush (Dia. 30)	2	2	
8	JK 1210 09	Washer-Guide Bush	2	2	
9	36 JZ01 07 JW 1510 23	Kit Cylinder Fork Kit Cylinder Fork	2 --	-- 2	
10	JZ 1210 40 JA 1510 13	Fork Pipe Spinning Fork Pipe Spinning	2 --	-- 2	
11	PA 1210 17	Spring Main	2	2	
12	DS 1810 12	Bolt Fork	2	2	
12A	59 0400 06	Hex Bolt	2	2	
13	30 1810 29	'O' Ring	2	2	
14	DJ 1810 85	Damper Fork Cover Fr. Fork	2	--	
15	DJ 1810 43	Cover Trail B	2	--	
16	JZ 1510 47 Pa 1510 05	Assembly Lamp Shade Assembly Lamp Shade	1 --	-- 1	Alt. 52JZ0355
17	DJ 1810 42	Cover Trail	2	--	
18	PF 1210 28	Cushion Rubber	2	--	
19	JZ 1210 15	Assembly Under Bracket	1	1	
20	39 0789 12	Washer Spring	2	2	
21	39 1181 01	Bolt Hexagon Head M8X40	2	2	
22	DS 1810 15	Cap Nut Fork	1	1	
23	DS 1810 16	Plain Washer	1	1	
24	JZ 1318 80	Hose Clamp	1	--	
25	JZ 1510 80 JZ 1510 91	Seal Bottom Seal Dust	1 1	-- 1	Old From 05.01.2013
26	DL 1810 80	Fork Oil Seal	2	2	
27	31 1811 08	Ring Snap	2	2	
28	DJ 1612 80	Bolt Flange	2	2	N.S

Painted Parts and Decals

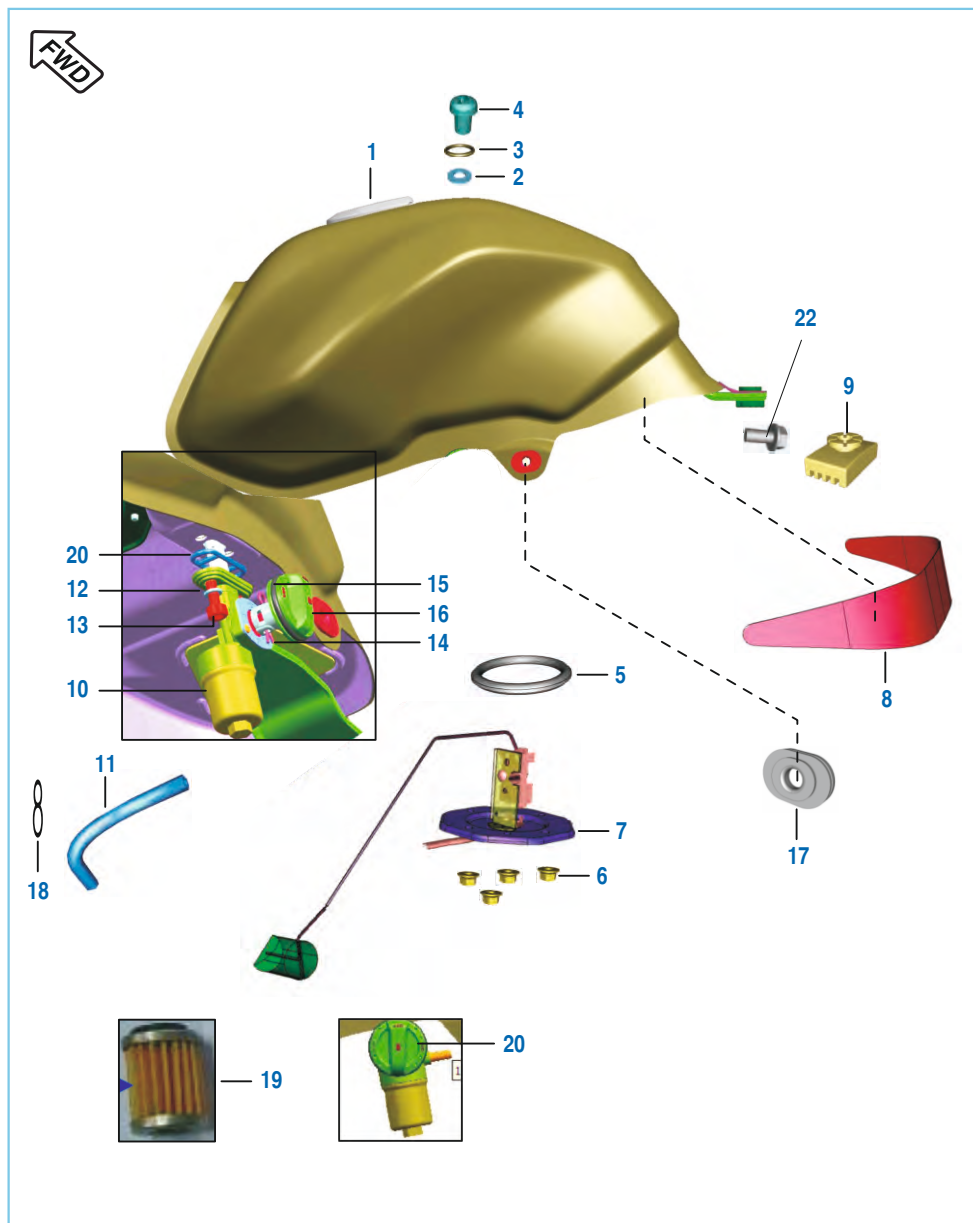


No.	Part No.	Description	Qty.		Remarks
			125 ST	100 T	
1	JZ 7103 3C	Fuel Tank D102 Black-Red Dcl	1	--	
	JZ 7103 3B	Fuel Tank D102 Black-Blue Dcl	1	--	
	JZ 7103 3F	Fuel Tank D102 Flame Red Dcl	1	--	
	JZ 7103 5R	Fuel Tank D102 Brilliant Blue Dcl	1	--	
PA 7102	3C	Fuel Tank Black-Red Decal	1	1	w.e.f. 01.11.2012
	3B	Fuel Tank Black-Blue Decal	1	1	w.e.f. 01.11.2012
	3F	Fuel Tank Flame Red	1	1	w.e.f. 01.11.2012
	5R	Fuel Tank Brilliant Blue	1	1	w.e.f. 01.11.2012
2	JZ 7403 3F	Cowling Pntd Black-Flame Red Dcl	1	1	
	JZ 7403 3B	Cowling Pntd Black-Blue Dcl	1	1	
	JZ 7403 3C	Cowling Pntd Black-Red Dcl	1	1	
	JZ 7403 5R	Cowling Pntd Brilliant Blue Dcl	1	1	
3	JZ 7306 3F	Fr Fender Pntd BI-Flame Red	1	1	
	JZ 7306 5J	Fr Fender Pntd Mid Night BI	1	1	
	JZ 7306 5R	Fr Fender Pntd Brilliant Blue	1	1	
4	JZ 7305 3F	Seat Cowl Pntd BI-Flame Red Dcl	1	--	
	JZ 7305 3B	Seat Cowl Pntd Black-Blue Dcl	1	--	
	JZ 7305 3C	Seat Cowl Pntd Red Dcl	1	--	
	JZ 7305 5R	Seat Cowl Pntd Brilliant Blue	1	--	
PA 7502	3F	Seat Cowl Black-Flame Red Dcl	--	1	w.e.f. 01.11.2012
	3B	Seat Cowl Black-Blue Decal	--	1	w.e.f. 01.11.2012
	3C	Seat Cowl Red Decal	--	1	w.e.f. 01.11.2012
	5R	Seat Cowl Brilliant Blue Decal	--	1	w.e.f. 01.11.2012
5	JZ 7205 1R	Side Panel LH Silver Paint	1	1	

Painted Parts and Decals



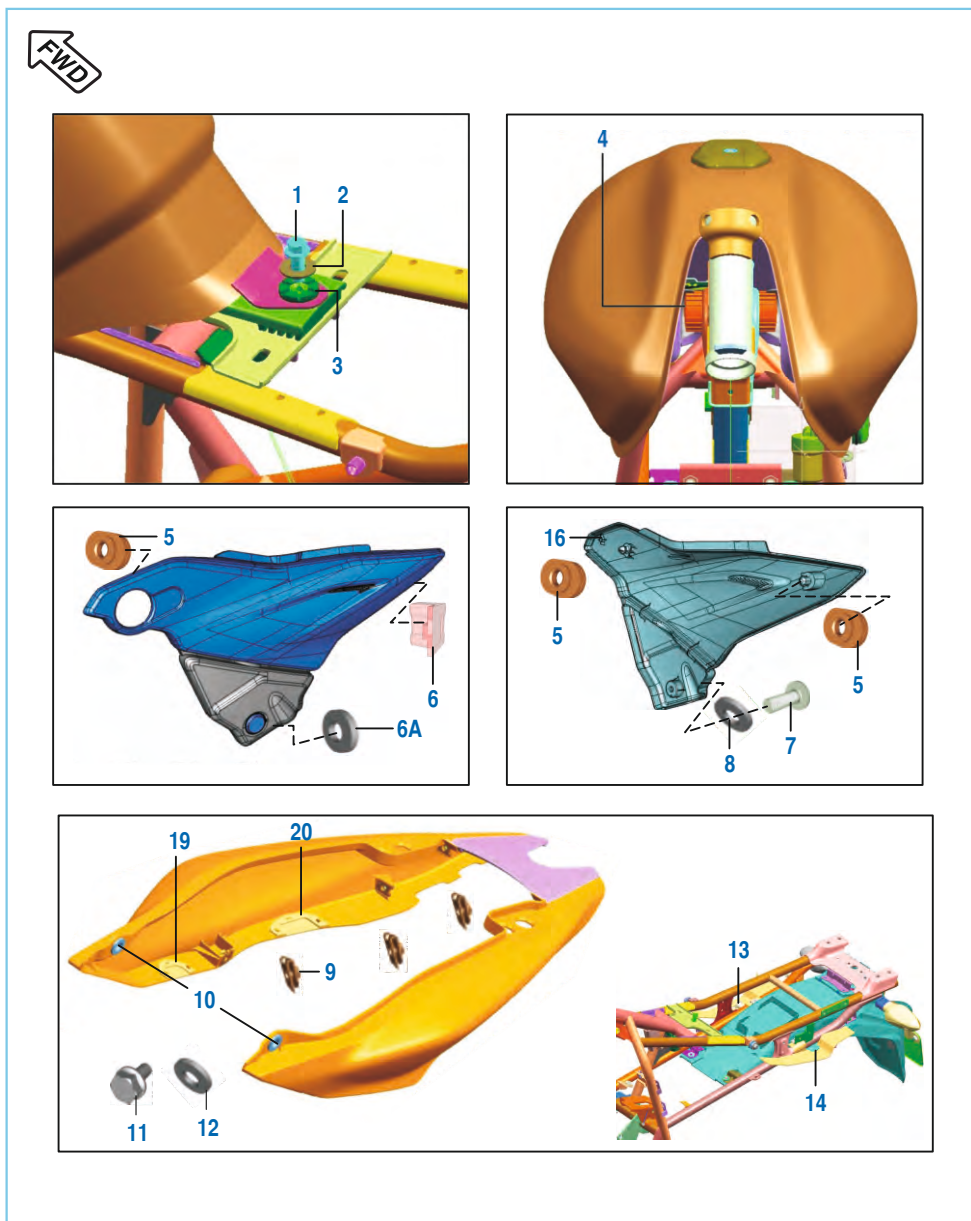
No.	Part No.	Description	Qty.		Remarks
			125 ST	100 T	
6	JZ 7206 1R	Side Panel RH Silver Paint	1	1	
7	JZ 2331 78	4 Valve dcl	2	2	
8	JZ 2331 77	Fairing Decal B-logo	1	1	
9	36 JZ00 91	Kit Faring Dcl D102 BI-Red	1	1	
	36 JZ00 89	Kit Faring Dcl D102 BI-Blue	1	1	
	36 JZ00 95	Kit Faring Dcl D102 Red	1	1	
	36 JZ00 93	Kit Faring Dcl D102 Blue	1	1	
10	JZ 2331 53	Kit Tank Decal BI-Flame Red	1	1	
	JZ 2331 45	Kit Tank Decal BI-Blue	1	1	
	JZ 2331 69	Kit Tank Decal Flame Red	1	1	
	JZ 2331 61	Kit Tank Decal Blue Br	1	1	
	PA 2331 01	Kit Tank Decal BI-FlameRed	1	1	w.e.f. 01.11.2012
	PA 2330 94	Kit Tank Decal BI-Blue	1	1	w.e.f. 01.11.2012
11	PA 2331 17	Kit Tank Decal Red	1	1	w.e.f. 01.11.2012
	PA 2331 09	Kit Tank Decal Blue Br	1	1	w.e.f. 01.11.2012
	36 JZ00 92	Kit S Cowl Dcl BI-Flame Red	1	--	
	36 JZ00 90	Kit S Cowl Dcl BI-Blue	1	--	
	36 JZ00 96	Kit S Cowl Dcl Red	1	--	
11A	36 JZ00 94	Kit S Cowl Dcl Blue	1	--	
	36 PA01 01	Kit S Cowl Dcl BI-FlameRed	--	1	
	36 PA01 00	Kit S Cowl Dcl BI-Blue	--	1	
	36 PA01 03	Kit S Cowl Dcl Flame Red	--	1	
	36 PA01 02	Kit S Cowl Dcl BI Blue	--	1	



Petrol Tank, Cap Tank and Gauge Fuel

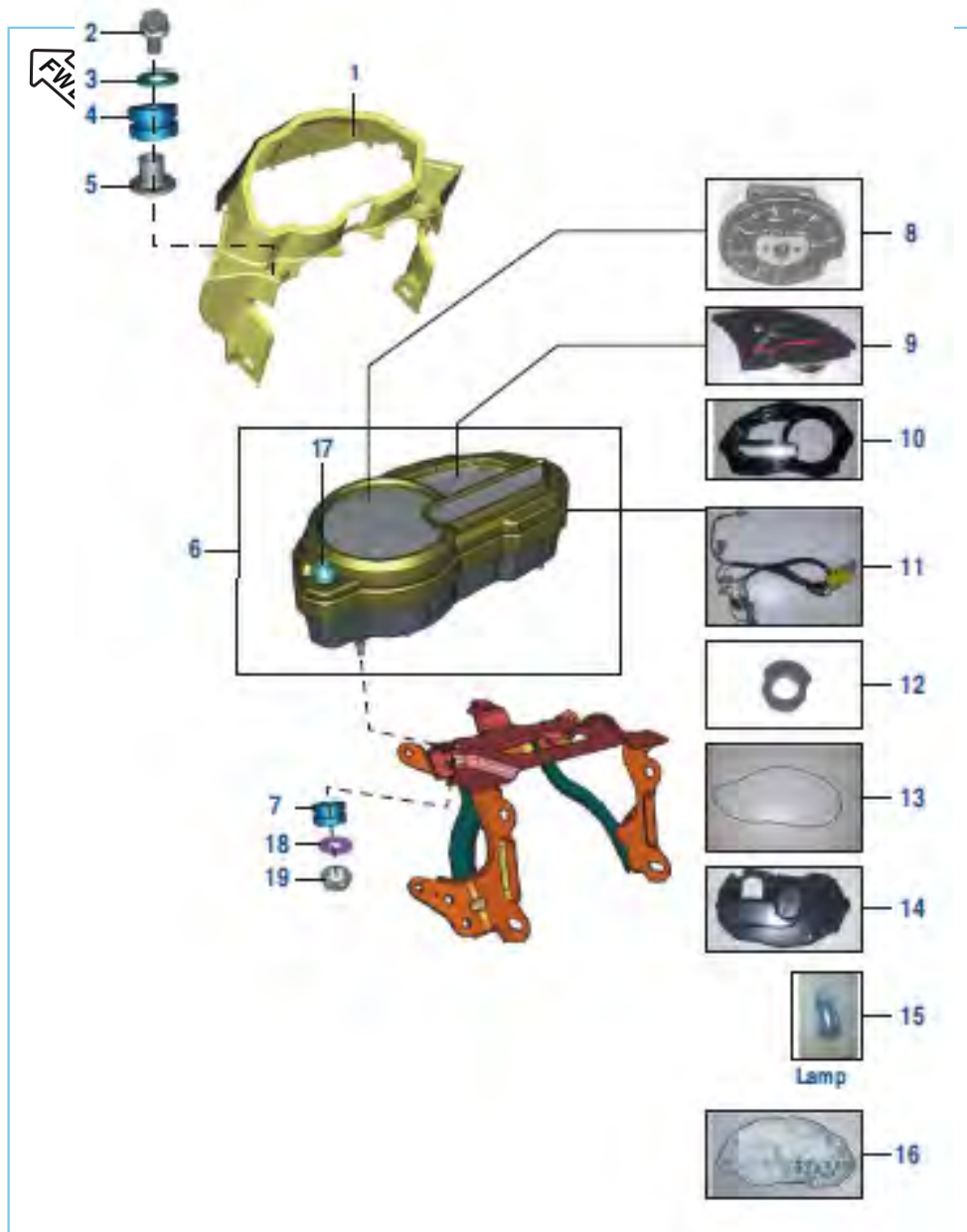
No.	Part No.	Description	Qty.		Remarks
			125 ST	100 T	
1	JZ 1710 04	Cap Fuel Tank	1	1	
2	39 2179 24	Washer	2	2	
3	30 1410 31	Ring - 'O'	2	2	
4	AP 1012 55	Screw Pan Cross - M5	2	2	
5	39 2758 21	Ring - O I.D. 40 X 5	1	1	N.S
6	39 2484 15	Nut - Flange :- M5	4	4	
7	JZ 4026 00	Gauge Fuel Tank	1	1	
8	JZ 1710 17	Tape Seat	1	1	
9	JD 1110 52	Grommet Tank mtg	1	1	
10	JZ 1718 07	Assembly Fuel Tap	1	1	
11	JZ 1718 29	Tube Fuel	1	1	
12	39 0740 11	Washer (Non-Metallic)	2	2	
13	DD 1412 27	Bolt - Flanged	2	2	
14	JL 1718 03	Pin Snap	1	1	
15	JL 1710 60	'O' Ring Knob	1	1	
16	JZ 1718 17	Knob	1	1	
17	DS 1410 12	Grommet Side Cover	2	2	
18	DK 1410 41	Pipe Clip	2	2	
19	JZ 1718 18	Paper Filter	1	1	
20	30 1410 39	Packing	1	1	
21	DZ 1410 75	4 Valve Washer	1	1	N.I.
22	KA ED06 20	Bolt-Flanged-Small	1	1	

Fittings - Petrol Tank Cover, Side Covers & Cover Seat



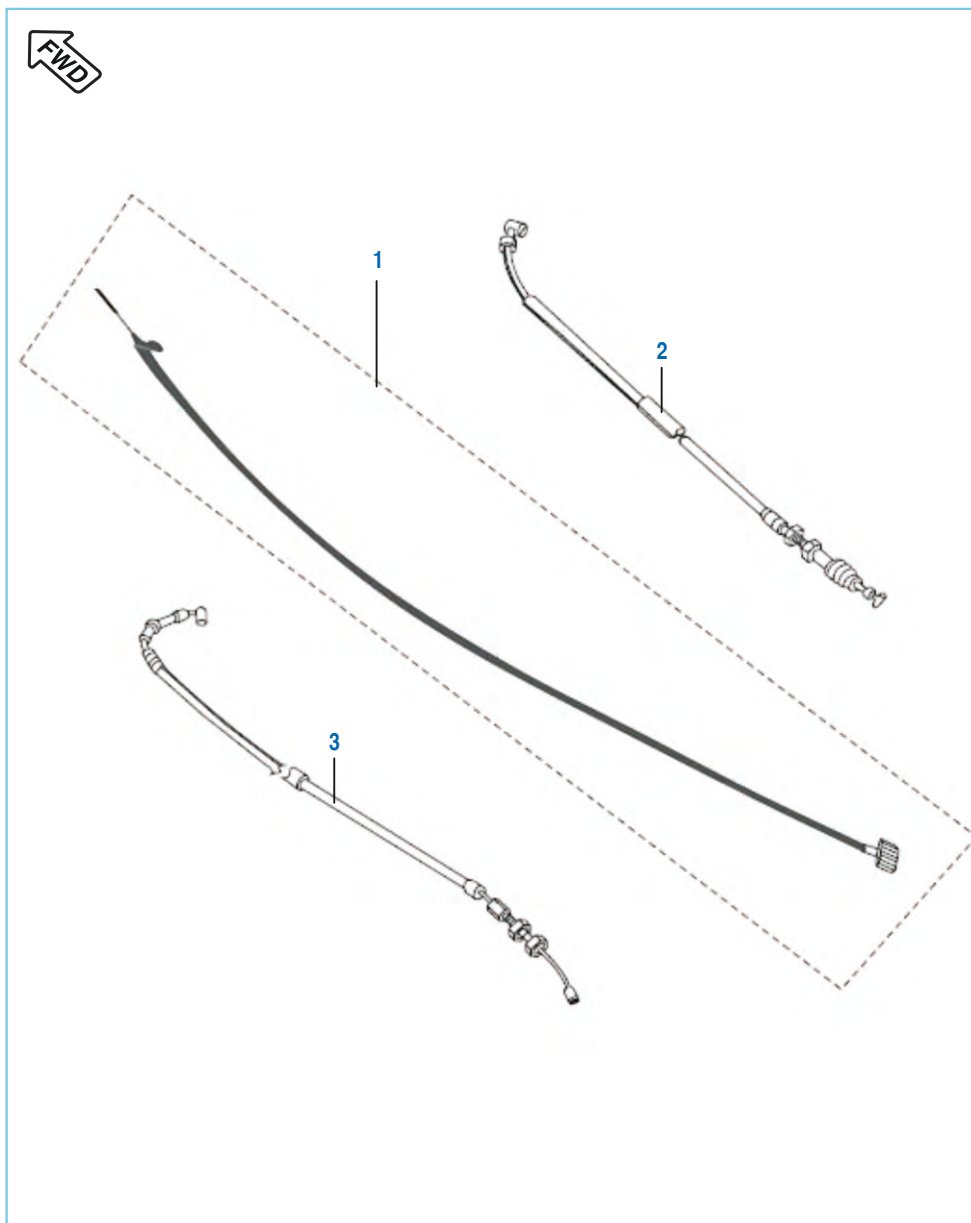
No.	Part No.	Description	Qty.		Remarks
			125 ST	100 T	
1	39 1951 04	Bolt Flange	1	1	
	39 1956 04	Bolt Flange	1	1	alt for 39195104
2	39 2424 11	Plain Washer	1	1	
3	JD 1110 52	Grommet Tank Mtg	1	1	
4	DJ 1410 08	Damper - Front	2	2	
5	DS 1410 12	Grommet - Side Cover : Front	3	3	
6	JW 1610 17	Grommet Side / C Rear	1	--	
6A	DU 1611 02	Damper	1	1	
7	DG 1611 21	Screw	1	1	
8	39 1789 24	Washer - Nylon	1	1	
9	DJ 1612 29	Clip Nut M5	2	2	
10	JL 1812 19	Grommet -1 Seat Cowl	2	2	
11	39 1943 04	Bolt - Flanged	2	2	
12	LD A000 18	Washer 6.2X20X1.5	2	2	
13	JZ 1812 70	Flap Seat Cowl RH	1	--	
14	JZ 1812 69	Flap Seat Cowl LH	1	--	
15	LB U000 07	Screw Truss M5 X 15L	2	2	N.I.
16	JZ 1812 71	Damper Side Cover	2	2	
17	PA 1812 32	Grommet 1 LH	--	1	N.I.
18	PA 1812 33	Grommet 2 LH	--	1	N.I.
19	JZ 1812 58	Grommet 1 RH	--	1	N.S
20	JZ 1812 59	Grommet 2 RH	--	1	N.S

Meter Assembly



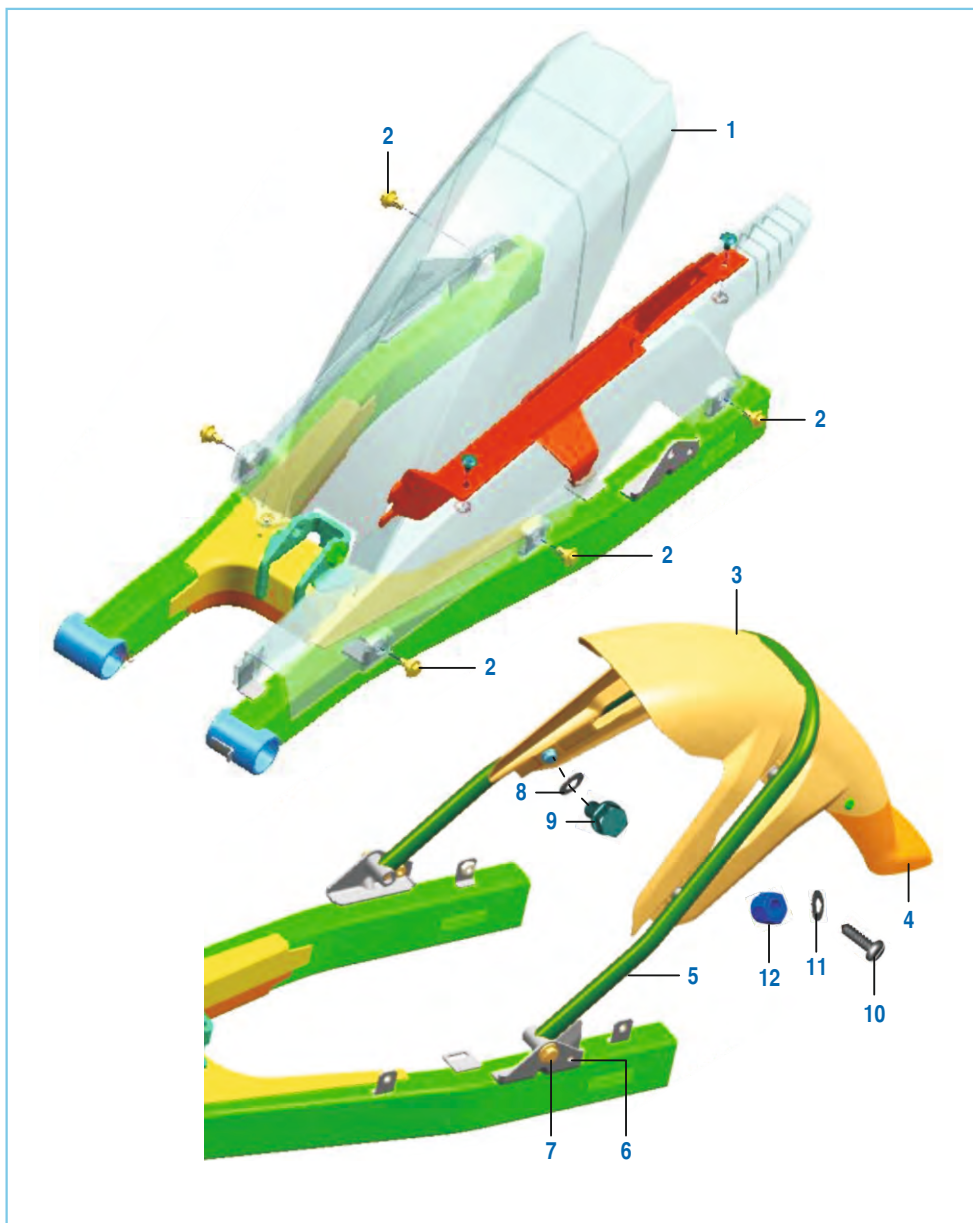
No.	Part No.	Description	Qty.		Remarks
			125 ST	100 T	
1	PA 1812 26	Assembly Speedo Flap	1	1	
2	39 1552 04	Bolt Flange	3	3	
	39 1902 04	Bolt Flange	3	3	alt for 39155204
3	39 0711 11	Washer Plain - OD15X ID 5.5X1.2T	3	3	
4	JC 1410 15	Grommet Tank Cover	3	3	
5	JC 1410 16	Collar Tank Cover	3	3	
6	PA 4024 22	Speedometer Assembly	1	1	
	JZ 4024 10	Speedometer Assembly	1	-	For Turkey
7	JG 1812 38	Grommet Dashboard	3	3	
8	PA 4024 24	Speedo & Trip with Dial	1	1	Minda
	YJ Z080 01	SPD MTR With Dial-JCPPL	1	1	
9	PA 4024 25	Gauge Fuel Assly with dial	1	1	Minda
	YJ Z080 02	Fuel Gauge with dial-JCPPL	1	1	
10	PA 4024 26	Cover Top Assly	1	1	Minda
	YJ Z080 03	SPD MTR top cover-JCPPL	1	1	
11	PA 4024 31	SPD MTR harness	1	1	Minda
	YJ Z080 04	SPD MTR harness-JCPPL	1	1	
12	YJ Z080 08	Sealing Ring meter	1	1	Minda
	PA 4024 28	Sealing Ring Top Cover	1	1	Minda
13	YJ Z080 06	Sealing Ring Top Cover-JCPPL	1	1	
	PA 4024 28	Sealing Ring Top Cover	1	1	Minda
14	YJ Z080 09	SPD MTR Back Cover	1	1	Minda
	YJ Z080 07	SPD MTR Back Cover-JCPPL	1	1	
15	CM 2010 54	Lamp 12V,2W	6	6	Minda,JCPPL
	PA 4024 32	Lamp B logo	1	1	Minda,JCPPL
	CM 2010 54	Lamp 12V,2W	5	5	JCPPL
16	PA 4024 32	Lamp B logo	2	2	JCPPL
	PA 4024 27	Housing	1	1	Minda
17	YJ Z080 11	Housing-JCPPL	1	1	
	PA 4024 29	Knob Trip Grommet	1	1	Minda
	YJ Z080 10	Knob Trip Grommet -JCPPL	1	1	
18	LD B000 07	Washer Plain	3	3	
19	39 0291 15	Nut Hexagoan	3	3	

Control Cables



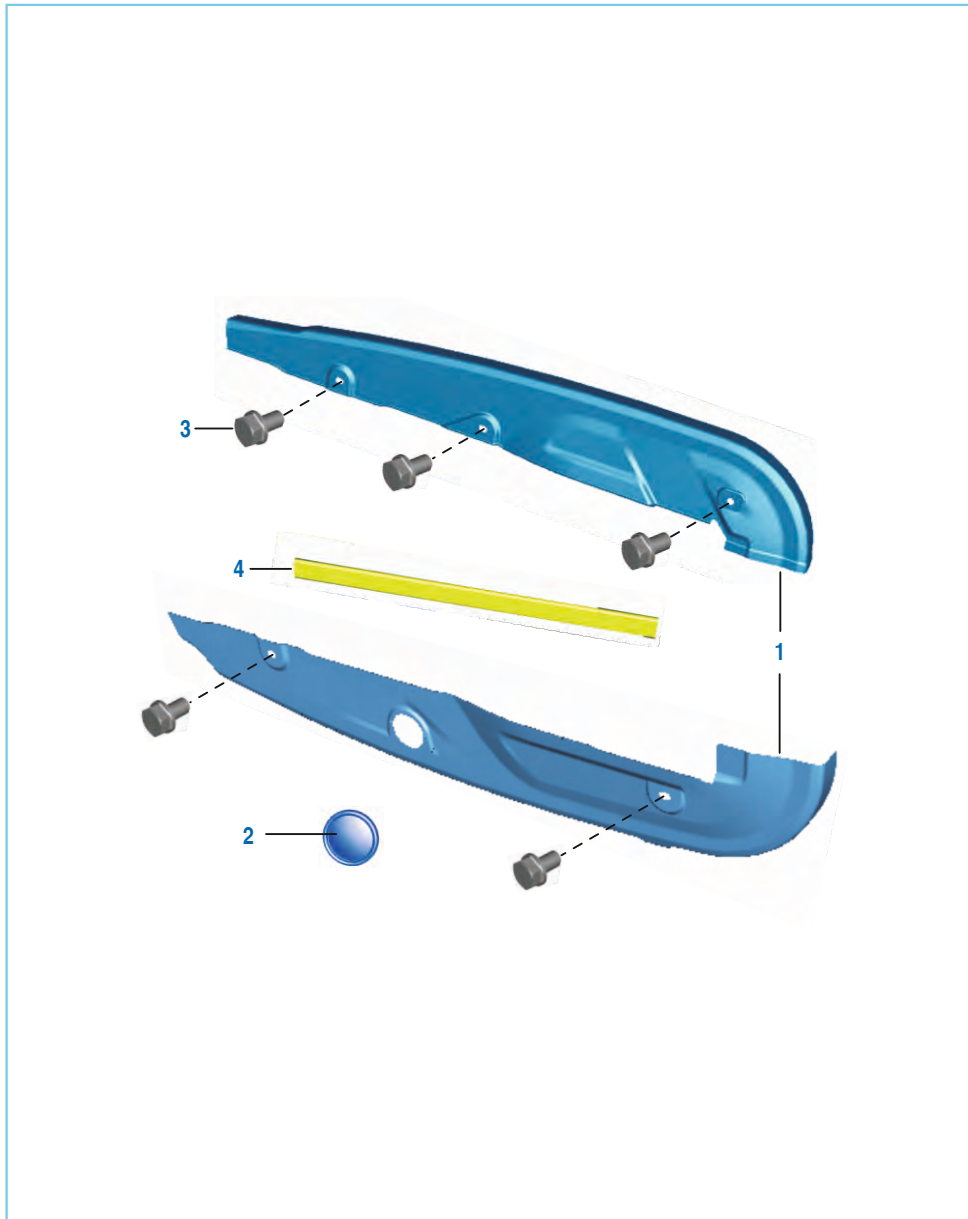
No.	Part No.	Description	Qty.		Remarks
			125 ST	100 T	
1	JZ 1612 10	Cable Speedometer	1	1	
2	JZ 1612 07	Cable Accelerator	1	--	
	PA 1612 00	Cable Accelerator	--	1	
3	JZ 1612 08	Cable Clutch	1	--	
	PA 1612 04	Cable Clutch	--	1	
4	DS 1910 54	Cable Brake	--	1	N.I.

Chain Case (125ST)



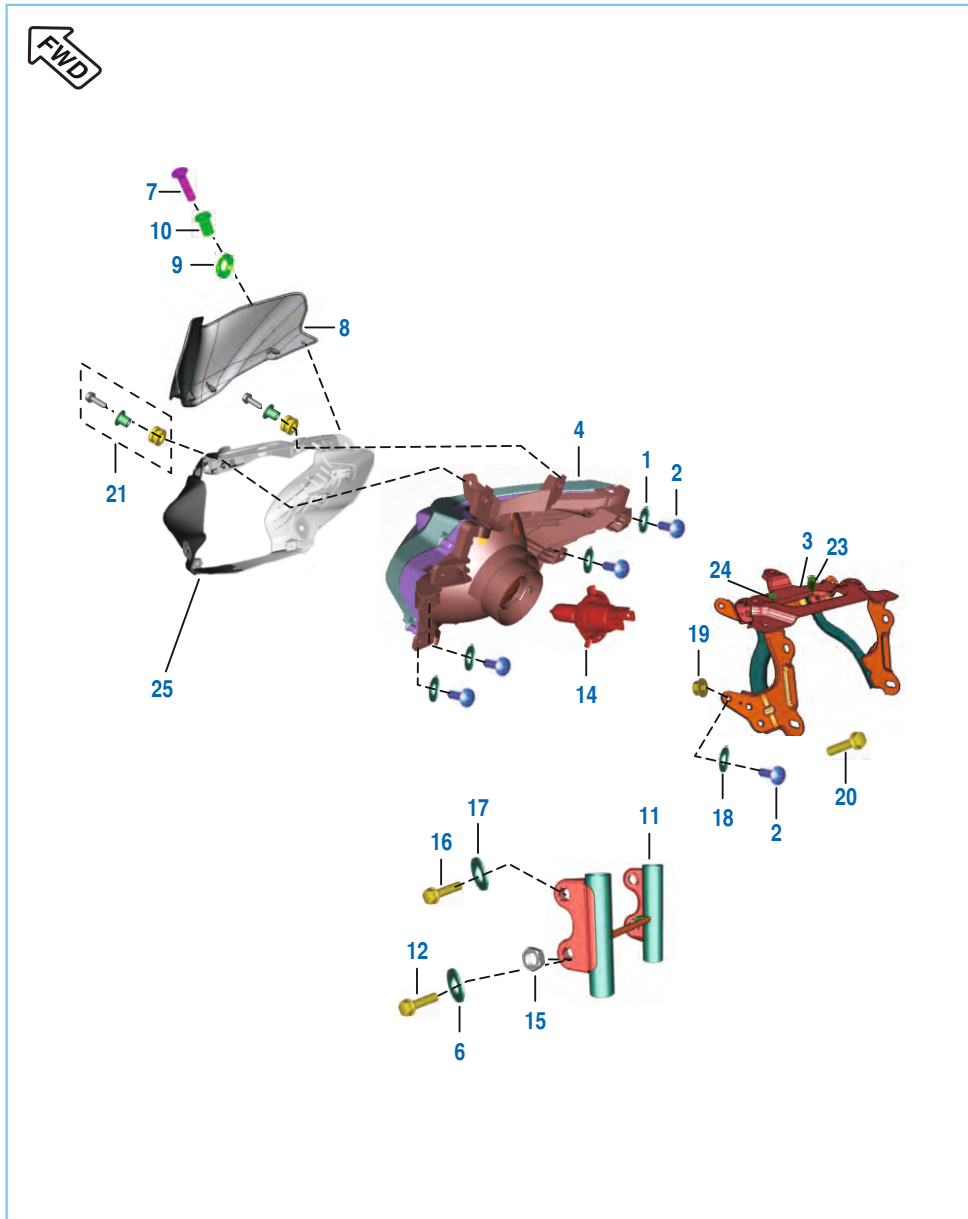
No.	Part No.	Description	Qty.		Remarks
			125 ST	100 T	
1	JZ 1812 14	Assembly Chain Cover	1	--	
2	DS 1612 24	Step Bolt	5	--	
3	JZ 1814 20	Cover Mud Rear	1	--	
4	JZ 1814 21	Flap Mud Cover	1	--	
5	JZ 1810 09	Tube Rear Hugger Mtg	1	--	
6	LA E000 21	Hexagon Bolt With Flange	2	--	
7	LA E000 01	Bolt Flange	2	--	
8	39 0219 11	Plain Washer	5	--	
9	39 1680 04	Flange Bolt	5	--	
10	39 2420 01	Screw Pan Level	3	-	
	39 1698 01	Screw Pan Level	3	-	alt for 39242001
11	39 0242 11	Plain Washer	3	--	
12	39 0326 15	Nut Nylon	3	--	

Chain Case (100T)



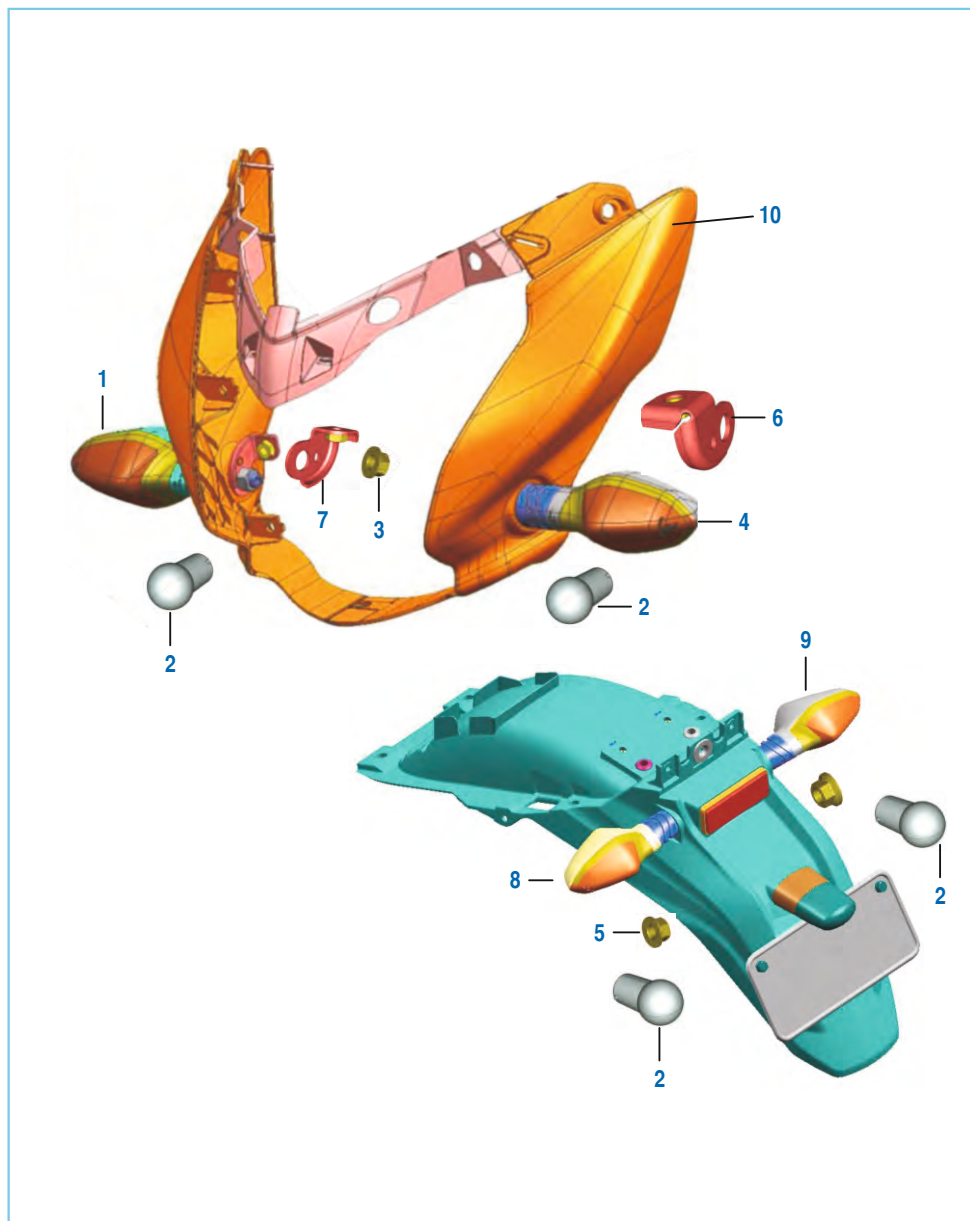
No.	Part No.	Description	Qty.		Remarks
			125 ST	100 T	
1	36 PA00 98	Kit Chain Case	-	1	Refer Page No. 113
2	15 1610 69	Rubber Cap	-	1	
3	JB 1812 39	Bolt	-	5	N.S
4	DX 1610 52	Beading Chain Case	-	1	

Head Lamp & Fairing



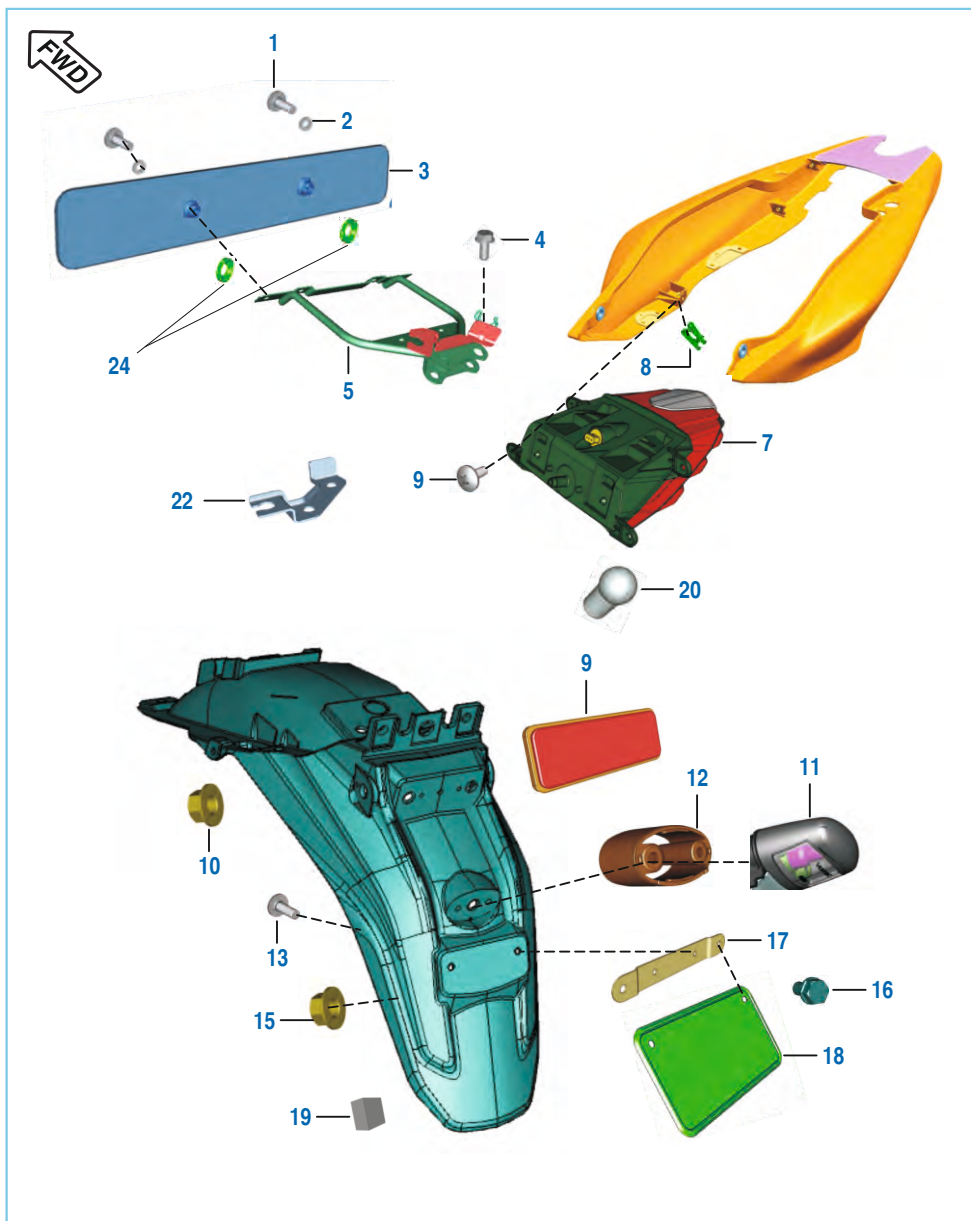
No.	Part No.	Description	Qty.		Remarks
			125 ST	100 T	
1	39 0219 11	Washer - Plain	5	5	
2	39 1907 01	Screw - Truss Cross : M5	8	8	
3	PA 1812 27	Fairing Mounting Structure	1	1	
4	JZ 4010 43	Assembly Headlamp W/O Bulb	1	1	
5	39 1778 02	Screw - Tapping : 4 X 14	1	1	
6	39 0375 11	Washer - Plain	1	1	
7	39 1907 01	Screw - Truss Cross : M5	2	2	
8	JZ 1812 37	Windshield	1	1	
9	39 2141 24	Washer (Non Metallic Round Washer)	2	2	
10	JZ 1810 15	Nut Well - M5X0.8	2	2	N.S
11	JZ 1510 47	Assembly Lamp Shade	1	-	Alt. 52JZ0355
	PA 1510 05	Assembly Lamp Shade	-	1	
12	39 1683 04	Bolt - Flange	2	2	
13	JZ 4010 29	Wiring Harness Head Lamp	1	1	N.I.
14	CL 2010 23	Bulb (12V HS1 35/35W)	1	1	
15	39 0956 15	Nut M8	2	2	
16	39 1714 04	Hexagon Bolt with Flange	2	2	N.S
17	39 1792 11	Washer	2	2	
18	39 1765 11	Washer	4	9	
19	DJ 1612 29	Nut	2	6	
20	39 1943 04	Bolt	2	4	
21	36 JZ01 01	Kit Fairing Mtg	2	2	
22	JZ 1810 04	Foam Strip	4	4	
23	PA 1822 00	Damper Rubber RH	1	1	
24	PA 1822 01	Damper Rubber LH	1	1	
25	JZ 1812 38	Assly Cowling	1	-	

Indicator Light Assembly



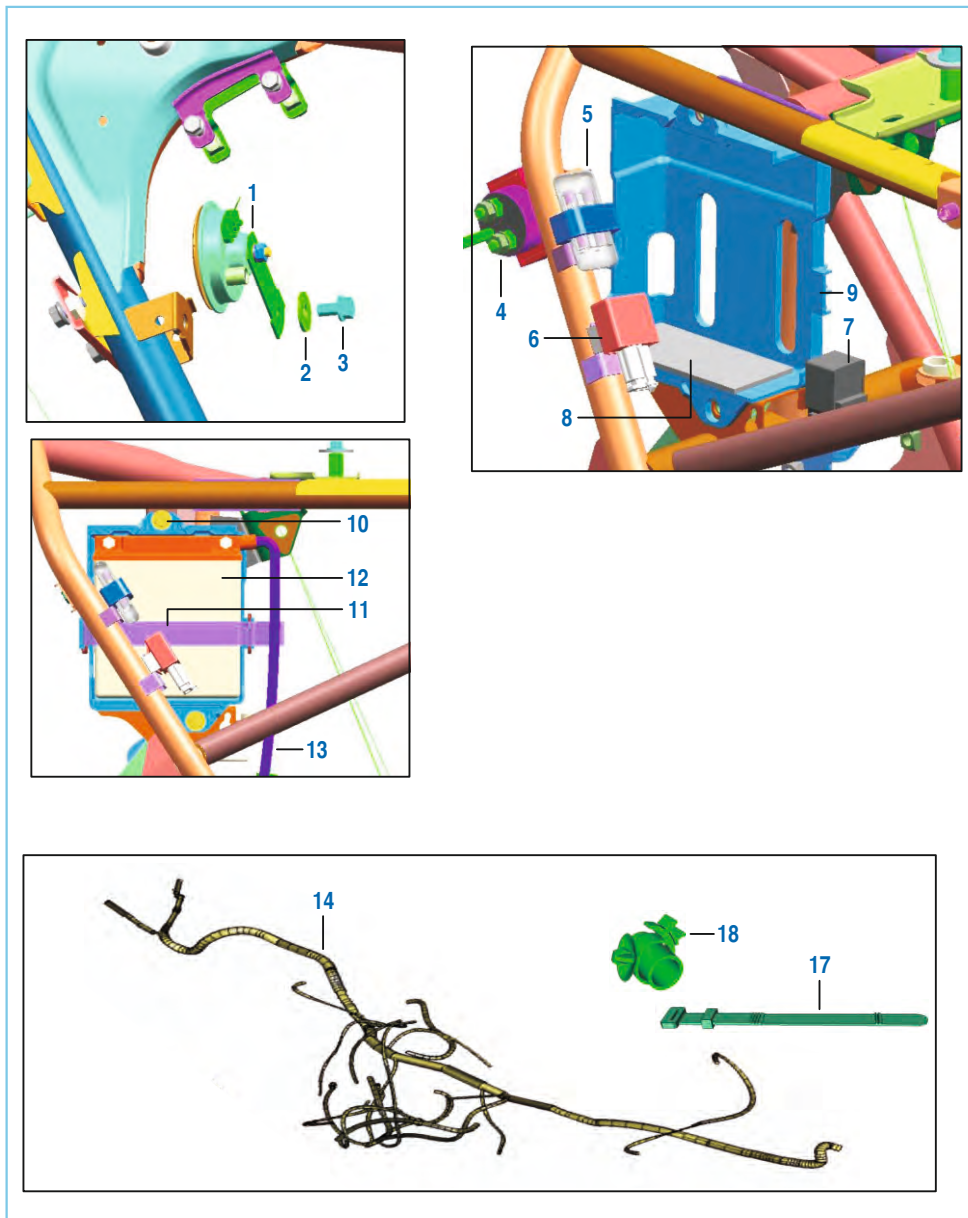
No.	Part No.	Description	Qty.		Remarks
			125 ST	100 T	
1	JZ 4010 36	Indicator Front LH	1	1	
	JZ 4010 39	Indicator Front LH	1	1	alt for JZ401036
2	GH 2010 12	Lamp 12V-10W	4	4	
3	LC A000 05	Nut Hex M10X1.25	2	2	
	JZ 4010 37	Indicator Front RH	1	1	
4	JZ 4010 38	Indicator Front RH	1	1	alt for JZ401037
	39 1225 15	Nut - Hexagon With Flange : M10	2	2	
6	JZ 1812 60	Bracket Blinker Mtg LH	1	1	
7	JZ 1812 61	Bracket Blinker Mtg RH	1	1	
8	JZ 4010 38	Indicator Rear LH	1	1	
9	JZ 4010 39	Indicator Rear RH	1	1	
10	JZ 1813 42	FAIRING ASSEMBLY	1	-	For Turkey N.S

Tail Lamp Assly / Front Number Plate



No.	Part No.	Description	Qty.		Remarks
			125 ST	100 T	
1	39 0044 01	Screw Round Head	2	2	
2	39 1501 11	Washer Plain	2	2	
3	JU 2328 00	Front Number Plate	1	1	
4	LA C000 13	Bolt Socket	2	2	
5	JZ 1812 99	Bracket Number Plate Mtg	1	1	
6	39 1907 01	Screw M5	4	4	
7	PA 4010 09	Tail Lamp Without Bulb	1	1	
8	DJ 1612 29	Clip Nut M5	4	4	
9	DD 2010 02	Reflector - Reflex	1	1	
10	39 2484 15	Nut - Flange : M5	1	1	
11	JD 4010 07	Rear Number Plate Lamp	1	1	
12	JZ 4010 42	Spacer Illumination Lamp	1	1	
13	KB UA05 45	Screw Trus	2	2	
14	DL 1610 15	Grommet	1	1	For Illumination Lamp
15	39 2124 15	Nut - Hexagon With Flange : M6 X 1	2	2	
16	39 2476 04	Bolt - Hexagon Head With Flange:M6	2	2	
17	DJ 1610 72	Bracket - Rear Number Plate	1	1	
	JZ 1814 44	Bracket - Rear Number Plate	1	—	For Turkey N.S
18	DP 1611 45	Plate -No.:Rr-Same As Security PI	1	1	
19	JZ 2328 05	Foam Rear Number Plate	1	1	
20	20 2010 29	Bulb 21/5W	1	1	
21	JZ 4010 46	Holder Tail Lamp With Wiring	1	1	N.I.
22	PA 1318 32	Clamp Speedo Cable	—	1	
23	JZ 1814 25	REINFORCEMENT BRACKET REAR FENDER	1	—	For Turkey
24	JZ 2328 14	Pad rubber no.Plate bkt	2	—	

Electrical Equipments



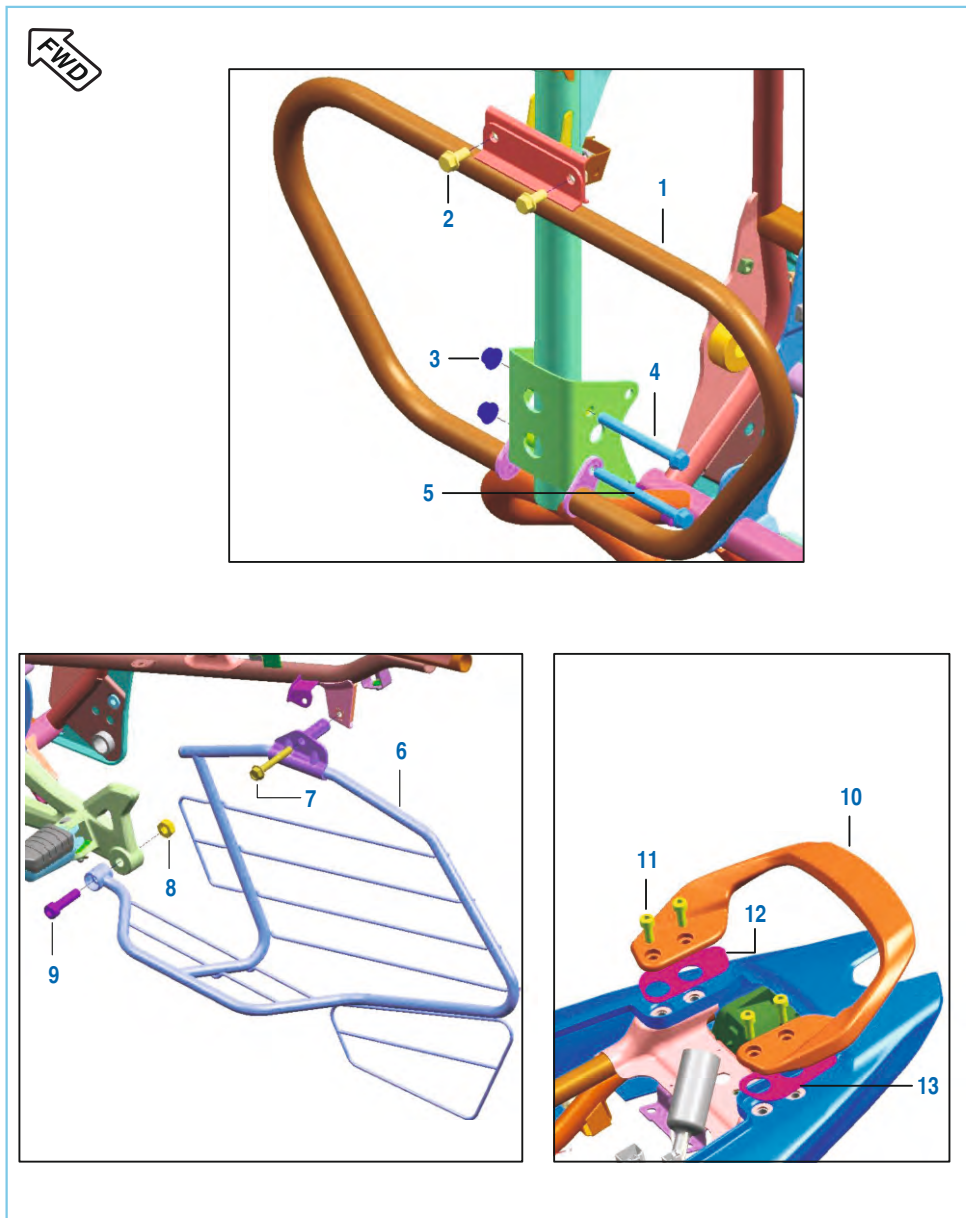
No.	Part No.	Description	Qty.		Remarks
			125 ST	100 T	
1	JL 4016 00	Horn	1	1	
2	39 1507 11	Washer - Plain	1	1	
3	39 1970 15	Hex Nut	1	1	
4	JN 3516 04	Starter Relay- With Grommet	1	1	
5	DJ 2012 19	Fuse Box Assly.	1	1	N.S 06201284 to be ordered
6	DS 2010 25	Flasher - D. C.	1	1	
7	JZ 4010 13	Headlamp Control Unit	1	1	
8	JZ 4018 09	Pad (Foam) Battery	1	1	
9	JZ 4018 03	Case Battery	1	---	
10	DS 1612 24	Step - Bolt	2	2	
11	JZ 4018 04	Band Battery	1	---	
	PA 4018 04	Band Battery	---	1	
12	DS 2010 81	Battery MF Wet Charged 5Ah	1	1	N.S
13	JZ 4018 14	Adapter With 530Mm Vent Tube	1	1	
14	PA 4022 16	Harness Wiring	1	---	
	JZ 4022 14	Harness Wiring	---	1	
	JZ 4022 29	Harness Wiring	1	---	For Turkey
15	JV 4022 05	Cable Assy Battery To Earth	1	1	N.I.
16	JK 4022 05	Cable Assy St Relay To Motor	1	--	N.I.
	PA 4022 24	Cable Assy St Relay To Motor	--	1	N.I.
17	30 2010 64	Band	1	1	
18	60 1114 17	Clip Positive Lock	1	1	
19	PA 4018 05	Base Battery	1	1	
20	PA 4022 26	Cable Relay to Battery	1	1	

Tool Kit



No.	Part No.	Description	Qty.		Remarks
			125 ST	100 T	
1	DJ 2210 19	Tool Kit With Band	1	1	Not Serviceable in Spare
2	DK 2210 24	Band Tool Kit	2	2	

Accessories / Grab Handle



Front Wheel Direction

No.	Part No.	Description	Qty.		Remarks
			125 ST	100 T	
1	JZ 2312 11	Leg Guard	1	1	
2	39 2553 04	Bolt Flange M8	2	2	N.S
3	39 1970 15	Flange Hex Nut M8	2	2	
4	JA 1134 04	Flanged Bolt M8-75	3	3	
5	39 2498 04	Bolt Flange M8	1	1	
6	JZ 2312 12	Guard Saree	1	--	
	PA 2312 02	Guard Saree	--	1	
7	KA DC08 55	Bolt Flange	1	1	N.S
8	39 0296 15	Hexagoan Nut	1	1	
9	KA Cb10 40	Bolt Socket	1	1	
10	JZ 2314 03	Grab Handle	1	1	
11	KA CA08 20	Bolt-Socket-KAC ST-A Dia-08 L-20	1	1	
12	JZ 2314 11	Foam RH For Grab	1	1	
13	JZ 2314 10	Foam LH For Grab	1	1	

Kit List

PICCO 125ST/100T

Sr No	Kit Part No.	Kit Description	Consisting of Following Parts		
			Part No.	Description	Qty/Kit
1.	36JZ0077	Kit Assly C' Case LH	JZ541021	Crankcase LH Exclusive Disco-H	1
			JA541036	Plug (Oil Control)	2
			JA541005	Bush Bendix	1
			JZ541005	Nozzle Oil Jet	1
			39256220	Needle Roller Brg.	1
2.	36JZ0078	Kit Assly C' Case RH	JE541018	Crankcase RH (D102A)	1
			31101064	Plug	3
			JA541011	Needle Roller Bearing HK1212	1
			PF541018	Bushing Drum	1
3.	36JZ0074	Kit Block & Piston	JE521208	Piston Assembly D102C	1
			JE521012	Cylinder Block D102C	1
4.	36JZ0079	Kit Assly Cyl Head	JE511009	Cylinder Head Comp	1
			31101064	Plug	1
			39128321	O Ring	1
			39262921	O-Ring	1
			JA511028	Stud M8X1.25X45L	2
5.	36JZ0075	Kit Assly Cl Cover	JE541215	Cover Clutch D102A	1
			31101064	Plug	2
6.	36JZ0023	Kit Primary Drive + Driven	JZ531006	Gear Primary Drive	1
			PF551401	Clutch Hsg Assly Comp	1
7.	36JZ0080	Kit Chain Sprocket	JZ551004	Sprocket Output 14T Disco-H	1
			JZ141001	Chain 126 Link 428 Series	1
			JZ141005	Sprocket Rear-45 T	1
8.	36JE0001	Kit Valve Repair	39201719	Seal - Oil	1
			JD511203	Seat Valve Spring	1
			JD511204	Valve Spring	1
			JD511205	Retainer Valve Spring	1
			DG101029	Collet	2
9.	36JZ0083	Kit Steering Cone	JZ151082	Bearing Cone Lower	1
			DH181026	Bearing Race	1

Kit List

PICCO 125ST/100T

Sr No	Kit Part No.	Kit Description	Consisting of Following Parts		
			Part No.	Description	Qty/Kit
			DH181024	Upper Bearing Race	1
			DH181025	Bearing Cone	1
			36001052	Grease Lethon RR-3 -10Gm	1
10.	36JZ0097	Kit Chain Guide	JE551416	Guide Chain (Slack Side)	1
			JE521015	Guide Chain (Tight Side)	1
11.	36JE0002	Kit Piston Ring	JE521202	Top Ring Shriram	1
			JE521203	Second Ring Shriram	1
			JE521204	Oil Ring Shriram	1
12.	36JZ0099	Kit Friction Plate	JE551406	Plate Friction D102C	5
13.	36JE0018	Kit Jet D125	NA	Jet Needle	1
			NA	Needle Jet	1
			NA	Je Holder	1
			NA	Main Jet	1
			DK121063	Pilot Jet	1
14.	Dk121041	Kit VC Screw D125	NA	Screw Adjuster VC	1
			DH121130	O- Ring Screw VC (Outside - Near The Head Of Vc Screw)	1
			DH121086	Spring Screw VC	1
			DH121087	Plain Washer	1
			DH121088	'O' - Ring Screw VC (Inside - At The Tip Of Air Screw)	1
15.	36JE0017	Kit Pilot Screw D125	NA	Screw Idling Adjustment	1
			DH121163	Plain Washer	1
			DH121077	Spring	1
16.	36JE0016	Kit Piston Valve D125	NA	Vacuum Piston Compl.	1
			DK121055	Diaphragm	1
			DK121054	Spring	1
17.	36JE0022	Kit Gasket/O-Ring-D125	DK121058	O Ring/Gasket Float Chamber	1
			DH121118	O-Ring - Drain Screw	1
			DH121088	O-Ring - Vc Screw	1
			DH121130	O-Ring - Vc Screw	1

Kit List

PICCO 125ST/100T

Sr No	Kit Part No.	Kit Description	Consisting of Following Parts		
			Part No.	Description	Qty/Kit
18.	36JZ0098	Kit Boss Kick	JZ621202	Boss Kick Lever D102A	1
			JZ621203	Spring Kick Lever	1
			30101236	Ball -Steel	1
			22150241	Washer - plain	1
			30101235	Pin	1
			39085517	Circlip : E - type	1
			NA	Float Body	1
19.	36JE0019	Kit Float Chamber Body	DP121059	O-Ring	1
			JE581218	Drain Screw	1
			DP121067	Screw	2
			DH121118	O Ring Drain Screw	1
			NA	Diaphragm Cover	1
20.	36JE0020	Kit Top Cap	DH121176	Screw	2
			NA		
21.	36JE0021	Kit Plunger Assly	NA	Screw	1
			DD121058	Spring	1
			NA	Plunger Assly	1
			NA	Guide Holder	1
			NA	O-Ring	1
			NA	Dust Cap	1
22.	36PA0094	Kit Valve Repair-D100 T	39201719	Seal Valve Stem	2
			PA511223	Valve Spring	2
			PA511210	Retainer Valve Spring	2
			DG101029	Cotter Valve	4
23.	36PA0095	Kit Chain Sprocket-D100 T	PA141002	Chain 126 Links 428 Series	1
			PA141008	Sprocket Rear Wheel 43T-68 PCD	1
			JZ551004	Sprocket Output 14T Disco-H	1
24.	36PA0098	Kit Chain Case Kit-D100 T	PA181228	Assembly Chain Case Upper	1
			PA181229	Assembly Chain Case Lower	1

Kit List

PICCO 125ST/100T

Sr No	Kit Part No.	Kit Description	Consisting of Following Parts		
			Part No.	Description	Qty/Kit
25.	36PA0099	Kit Assly Clutch Cover-D100T	JB541207	Cover Clutch Star Type	1
			31101064	Plug	2
			JB541201	Jet Clutch Cover Disco M	1
			39104119	Seal Oil	1
			30101142	Seal Oil	1
26.	36PA0093	Kit Block-Piston-D100 T	PA521216	Piston Assembly	1
			PA521012	Block Cylinder	1
27.	36JZ0081	Kit Chain Guide-D100 T	JE521011	Guide Camchain (Tight Side)	1
			JE541014	Guide Camchain (Slack Side)	1
28.	36PA0003	Kit Piston Ring-D100 T	JB521207	Ring Piston (Top)	1
			PA521219	Ring Piston (Second)	1
			PA521220	Ring Piston Oil	1
29.	36JZ0028	Kit Assly C'Case LH-D100 T	39256220	Needle Roller Brg.	1
			JB541021	Crankcase LH	1
			59200036	6203 HN3 C3 Ball Bearing	1
			JA541036	Plug (Oil Control)	1
			JZ541005	Nozzle Oil Jet	1
			JA541005	Bush Bendix	1
30.	36JZ0008	Kit Starter Clutch Repair	DH101163	Roller - Clutch	5
			DH101164	Spring - Starter Clutch	5
			DJ101109	Bush For Spring Starter Bush	5
				Spring Starter	5
			JA621411	Clutch	5
31.	36DK0017	Kit Hardware Rod Brake	30191038	Pin	1
			39021911	Washer - plain	1
			39080808	Pin - Split	1
			30191035	Spring	1
			15191026	Pin	1
			30191036	Nut - Brake Adjuster	1

Kit List

PIEMONTE 125ST/100T

Sr No	Kit Part No.	Kit Description	Consisting of Following Parts		
			Part No.	Description	Qty/Kit
32.	36PA0104	Kit Carb Jet 100T	PA581209	Jet Needle	1
			PA581210	Needle Jet	1
			PA581211	Holder Needle Jet	1
			PA581212	Jet Main # 95	1
			JB581263	Jet Comp #38	1
			PA581213	Screw Adjuster	1
			33.	36PA0105	Kit Carb Air Screw D100T
JB581244	Spring Compress Coil	1			
JB581245	Plain Washer	1			
JB581246	'O' Ring	1			
34.	36PA0106	Kit Carb Idling Screw D100T			
			JB581240	'O' Ring	1
			PA581215	Spring Compress	1
35.	36PA0107	Kit Carb Throttle Valve D100T	PA581216	Valve Throttle	1
			PA581217	Bar Clip	1
			PA581218	Collar Magnet Holder	1
			PA581219	Spring Compress	1
36.	36PA0108	Kit Carb Gasket & 'O' Ring D100T	PA581220	Gasket Float Chamber	1
			JB581239	Top Gasket	1
			JB581240	'O' Ring	3
			JB581269	'O' Ring 24x26 (Eng Side)	1
37.	36PA0096	Kit Assly Cyl Head -D100 4V	PA511045	Cylinder Head Machined	1
			PA511236	Seat Valve Inlet	2
			PA511237	Seat Valve Exhaust	2
			JA511004	Guide Valve	4
			DH101174	Clip - Valve Guide	4
			39262921	'O' ring	1
			39128321	'O' Ring	1
38.	PA541011	Assembly Crankcase RH	JA541014	Bolt Shift Change	1
			JA541015	Stud Inhibitor Mounting	1
			59200036	Bearing - Ball	1

Kit List

PIEMONTE 125ST/100T

Sr No	Kit Part No.	Kit Description	Consisting of Following Parts		
			Part No.	Description	Qty/Kit
			PA541012	Crankcase RH	1
			DH101380	Screw - Pan : Pr-ecoated	1
			JA541011	Needle Roller Bearing	1
			JA541012	Guide Kick	1
			31101064	Plug	1
			PF541018	Bushing Drum 4 Speed	1
			39196404	Bolt - Flanged : Small	2
			JA541010	Stopper Plate Input Bearing	1
39.	36JB0020	Kit Mag Cover Star Type	JZ541210	Cover Magneto (self Start)	1
			JA541005	Bush Bendix	1

Amendment Sheet

DISCON 125ST/100T

Page no.	Fig. no.	Old part no.	New part no.	Description	Update date	Remarks
16	5	JD 561002	JE561005	CAM DRUM CHANGE	01.11.15	REF. CIR. IB-186

Amendment Sheet

DISCON 125ST/100T

Page no.	Fig. no.	Old part no.	New part no.	Description	Update date	Remarks
----------	----------	--------------	--------------	-------------	-------------	---------

Parts Index

PIEMONTE 125ST/100T

Part Number	Figure No.	Page No.	Part Number	Figure No.	Page No.
01 1009 05	12	18	30 1510 69	14	74
15 1610 69	2	98	30 1510 69	14	76
20 2010 29	20	104	30 1510 75	5	74
22 1502 41	14	26	30 1510 96	20	78
24 2015 51	10a	92	30 1511 18	17	68
28 1012 14	9	32	30 1810 25	4	82
30 1010 96	5	32	30 1810 26	5	82
30 1011 42	18	28	30 1810 29	13	82
30 1011 95	3	30	30 1810 45	18	82
30 1012 36	8	58	30 1910 38	14	56
30 1410 31	4	56	30 1910 48	24	80
30 1410 31	4	58	30 2010 64	17	106
30 1410 31	3	88	31 1011 73	7	12
30 1410 39	20	88	31 1510 07	13	76
30 1510 11	15	74	31 1510 21	6	76
30 1510 32	3	68	31 1570 18	5	76
30 1510 33	3	66	31 2010 79	12	78
30 1510 33	1	68	31 2010 81	8	22
30 1510 35	21	68	36 0010 52	8	50
30 1510 38	24	68	36 DF18 01	6	82
30 1510 38	16	74	36 DJ40 31	14	70
30 1510 38	16	76	36 DJ40 32	7	72
30 1510 42	22	68	36 Dj40 33	8	72
30 1510 68	12	68	36 DK00 17	21	78
30 1510 68	13	74	36 DS15 02	20	68
30 1510 69	11	68	36 JB00 20	1	30

Parts Index

PIEMONTE 125ST/100T

Part Number	Figure No.	Page No.	Part Number	Figure No.	Page No.
36 JE00 01	7	6	36 JZ00 94	11	86
36 JE00 02	5	10	36 JZ00 95	9	86
36 JE00 16	2	34	36 JZ00 96	11	86
36 JE00 17	3	34	36 JZ00 97	9	8
36 JE00 18	4	34	36 JZ00 98	11	26
36 JE00 19	5	34	36 JZ00 99	6	32
36 JE00 20	6	34	36 JZ01 01	21	100
36 JE00 21	7	34	36 JZ01 07	9	82
36 JE00 22	8	34	36 PA00 03	5	10
36 JZ00 08	9	42	36 PA00 93	1	10
36 JZ00 23	3	32	36 PA00 94	7	6
36 JZ00 28	1	22	36 PA00 95	2	76
36 JZ00 74	1	10	36 PA00 96	1	4
36 JZ00 75	1	28	36 PA00 97	1	40
36 JZ00 77	1	22	36 PA00 98	1	98
36 JZ00 78	1	20	36 PA00 99	1	28
36 JZ00 79	1	4	36 PA01 00	11	86
36 JZ00 80	2	74	36 PA01 01	11	86
36 JZ00 81	9	8	36 PA01 02	11	86
36 JZ00 82	1	40	36 PA01 03	11	86
36 JZ00 83	4	50	36 PA01 04	2	36
36 JZ00 89	9	86	36 PA01 05	3	36
36 JZ00 90	11	86	36 PA01 06	4	36
36 JZ00 91	9	86	36 PA01 07	5	36
36 JZ00 92	11	86	36 PA01 08	6	36
36 JZ00 93	9	86	39 0044 01	1	104

Parts Index

PIBORA 125ST/100T

Part Number	Figure No.	Page No.	Part Number	Figure No.	Page No.
39 2310 04	18	56	39 2723 15	8	48
39 2408 17	8	26	39 2726 12	2	54
39 2420 01	7	60	39 2758 21	5	88
39 2420 01	10	96	52 JA00 27	10	20
39 2424 11	2	90	52 JZ02 64	1	18
39 2453 04	2	18	52 Jz03 55	16	82
39 2476 04	16	104	52 Jz03 55	11	100
39 2484 15	6	88	59 0400 06	12	82
39 2484 15	10	104	59 0400 14	16	44
39 2492 11	9	40	59 0400 19	2	60
39 2498 04	4	48	59 0400 31	7	8
39 2498 04	5	110	59 0400 38	2	2
39 2539 21	8	4	59 0400 38	11	22
39 2553 04	2	110	59 0400 38	4	28
39 2562 20	4	22	59 0400 38	10	30
39 2600 11	3	32	59 0400 50	6	2
39 2608 01	3	4	59 1100 02	11	6
39 2629 21	5	4	59 1100 08	4	12
39 2659 12	19	56	59 1200 03	3	12
39 2669 21	14	8	59 1500 14	2	12
39 2671 04	13	56	59 2000 36	4	20
39 2686 20	3	74	59 2000 36	2	22
39 2687 20	4	74	59 2100 23	16	22
39 2688 20	1	66	59 2100 24	19	14
39 2688 20	2	68	60 1114 17	18	106
39 2704 11	20	18	AA 1210 71	12	4

Parts Index

PIBORA 125ST/100T

Part Number	Figure No.	Page No.	Part Number	Figure No.	Page No.
CF 1110 19	17	44	DE 1910 33	15	70
CL 2010 23	14	100	DE 1910 35	4	70
CM 2010 54	10	92	DE 2010 16	9	70
CS 1011 28	11	8	DF 1611 02	1	62
DD 1010 48	11	44	DF 1810 88	14	82
DD 1010 97	12	26	DG 1010 29	4	6
DD 1110 11	12	44	DG 1013 39	21	18
DD 1110 12	10	44	DG 1014 18	12	28
DD 1110 18	17	44	DG 1210 25	6	38
DD 1211 81	8	28	DG 1611 21	7	90
DD 1410 22	13	88	DG 1710 17	9	52
DD 1810 90	15	82	DG 1710 18	5	52
DD 1810 91	17	82	DG 1710 19	6	52
DD 2010 02	9	104	DH 1010 48	6	8
DE 1510 06	2	66	DH 1011 15	13	44
DE 1510 08	5	66	DH 1012 64	9	22
DE 1510 12	4	66	DH 1013 01	6	40
DE 1510 46	2	72	DH 1013 80	6	20
DE 1510 47	3	72	DH 1013 80	7	44
DE 1510 48	5	72	DH 1013 82	7	42
DE 1910 10	10	70	DH 1013 92	10	8
DE 1910 11	11	70	DH 1013 95	5	40
DE 1910 28	7	70	DH 1015 09	13	18
DE 1910 29	6	70	DH 1017 81	8	42
DE 1910 31	2	70	DH 1110 13	15	44
DE 1910 32	3	70	DH 1210 38	11	38

Parts Index

PIEMONTE 125ST/100T

Part Number	Figure No.	Page No.	Part Number	Figure No.	Page No.
39 0198 11	15	56	39 0784 08	6	56
39 0198 11	10	78	39 0784 08	6	58
39 0219 11	8	96	39 0789 12	17	78
39 0219 11	1	100	39 0789 12	20	82
39 0242 11	6	60	39 0797 08	6	62
39 0242 11	11	96	39 0808 08	6	18
39 0291 15	9	92	39 0808 08	16	56
39 0292 15	17	52	39 0808 08	11	78
39 0292 15	18	54	39 0817 15	14	18
39 0292 15	3	78	39 0840 01	15	68
39 0296 15	8	110	39 0849 14	10	42
39 0326 15	8	60	39 0900 12	16	68
39 0326 15	12	96	39 0956 15	15	100
39 0375 11	6	100	39 0980 04	10	32
39 0422 15	9	62	39 0987 17	4	14
39 0454 11	13	52	39 0992 06	7	16
39 0454 11	11	54	39 0993 11	6	26
39 0553 02	12	52	39 0999 06	11	22
39 0553 02	10	54	39 0999 06	4	24
39 0594 17	2	8	39 0999 06	6	30
39 0694 15	19	78	39 1000 06	2	10
39 0711 11	3	92	39 1001 20	14	32
39 0738 17	3	26	39 1013 21	19	68
39 0740 11	12	88	39 1040 11	5	56
39 0747 01	10	22	39 1040 11	5	58
39 0761 01	4	88	39 1041 19	10	28

Parts Index

PIEMONTE 125ST/100T

Part Number	Figure No.	Page No.	Part Number	Figure No.	Page No.
39 1063 01	3	78	39 1792 11	17	100
39 1181 01	21	82	39 1864 20	2	12
39 1225 15	5	102	39 1902 04	3	46
39 1283 21	4	4	39 1907 01	2	100
39 1309 11	20	44	39 1907 01	7	100
39 1358 15	7	54	39 1907 01	6	104
39 1501 11	2	104	39 1912 04	21	80
39 1507 11	2	106	39 1940 04	6	48
39 1537 21	5	78	39 1943 04	11	90
39 1540 11	18	78	39 1943 04	20	100
39 1552 04	2	92	39 1949 04	9	38
39 1561 21	19	28	39 1949 04	18	44
39 1660 05	6	4	39 1951 04	1	90
39 1671 21	6	28	39 1964 04	9	20
39 1673 04	19	44	39 1970 15	2	48
39 1675 04	5	44	39 1970 15	3	106
39 1680 04	9	96	39 1970 15	3	110
39 1683 04	12	100	39 1981 04	22	14
39 1714 04	3	80	39 2017 19	3	6
39 1714 04	16	100	39 2124 15	15	104
39 1715 19	3	22	39 2141 24	9	100
39 1759 04	12	22	39 2179 24	2	88
39 1765 11	18	100	39 2190 19	6	22
39 1778 02	5	100	39 2204 04	10	38
39 1789 24	8	90	39 2240 20	8	74
39 1791 04	8	56	39 2249 15	18	80

Parts Index

PIBORA 125ST/100T

Part Number	Figure No.	Page No.	Part Number	Figure No.	Page No.
AP 1012 55	4	88	DJ 1810 43	15	82
DD 1412 27	13	88	DJ 1810 85	14	82
DD 1110 46	23	34	DJ 1811 15	5	50
DH 1210 41	15	34	DJ 1910 30	5	70
DH 1210 59	11	34	DJ 1910 55	7	80
DH 1210 63	14	34	DJ 1910 58	8	70
DH 1210 64	12	34	DJ 1910 59	1	70
DH 1210 76	18	34	DJ 2011 08	9	70
DH 1210 93	13	34	DJ 2011 09	16	70
DH 1510 29	16	78	DJ 2011 73	10	60
DH 1611 57	14	58	DJ 2012 19	5	106
DH 1611 58	12	60	DJ 2210 19	1	108
DH 1611 94	17	56	DK 1210 41	9	34
DH 1612 33	2	46	DK 1410 41	18	88
DH 1710 19	23	74	DK 1710 06	7	52
DJ 1410 08	4	90	DK 2010 49	7	50
DJ 1510 36	15	54	DK 2210 24	2	108
DJ 1510 42	15	78	DL 1610 15	14	104
DJ 1510 47	17	54	DM 1510 25	2	64
DJ 1610 69	4	60	DM 1510 28	5	64
DJ 1610 72	17	104	DP 1011 65	6	10
DJ 1612 28	11	30	DP 1012 69	9	28
DJ 1612 29	9	90	DP 1210 59	19	34
DJ 1612 29	19	100	DP 1210 67	17	34
DJ 1612 29	8	104	DP 1611 45	18	104
DJ 1810 42	17	82	DP 1710 06	8	54

Parts Index

PIBORA 125ST/100T

Part Number	Figure No.	Page No.	Part Number	Figure No.	Page No.
DS 1011 17	4	26	DS 1510 96	15	74
DS 1011 54	8	12	DS 1611 25	3	60
DS 1012 15	11	28	DS 1612 24	15	60
DS 1012 76	5	8	DS 1612 24	2	96
DS 1013 66	10	6	DS 1612 24	10	106
DS 1099 05	8	8	DS 1810 07	14	80
DS 1211 26	7	38	DS 1810 10	17	80
DS 1410 12	17	88	DS 1810 12	12	82
DS 1410 12	5	90	DS 1810 15	22	82
DS 1510 25	15	78	DS 1810 16	23	82
DS 1510 47	7	64	DS 1910 52	8	80
DS 1510 48	2	64	DS 1910 54	4	94
DS 1510 49	3	64	DS 2010 25	6	106
DS 1510 51	8	64	DS 2010 81	12	106
DS 1510 52	5	64	DS 2110 07	4	46
DS 1510 53	6	64	DU 1012 13	21	14
DS 1510 73	10	74	DU 1611 02	6	90
DS 1510 87	8	68	DX 1510 14	16	54
DS 1510 89	10	68	DX 1510 15	27	76
DS 1510 90	17	74	DX 1510 22	25	74
DS 1510 91	9	68	DX 1610 52	4	98
DS 1510 92	6	68	DX 1910 01	20	80
DS 1510 94	7	68	DX 1910 09	25	80
DS 1510 94	20	74	DZ 1410 75	21	88
DS 1510 94	20	76	FD 1010 78	2	24
DS 1510 95	5	68	GF 1611 43	3	58

Parts Index

PIEMONTE 125ST/100T

Part Number	Figure No.	Page No.	Part Number	Figure No.	Page No.
GH 2010 12	2	102	JA 5410 27	7	22
JA 1134 03	7	48	JA 5410 28	6	44
JA 1134 04	3	48	JA 5410 34	10	22
JA 1134 04	4	110	JA 5410 44	4	30
JA 1316 06	18	68	JA 5412 05	8	30
JA 1510 13	10	82	JA 5412 11	14	28
JA 3516 00	4	42	JA 5412 12	15	28
JA 5110 08	5	2	JA 5412 25	11	20
JA 5110 28	6	4	JA 5412 25	13	28
JA 5112 11	6	6	JA 5412 33	2	30
JA 5112 16	4	8	JA 5412 36	16	28
JA 5210 17	12	8	JA 5412 37	17	28
JA 5210 18	3	8	JA 5510 02	3	14
JA 5210 19	13	8	JA 5510 04	8	14
JA 5210 19	5	28	JA 5510 08	17	14
JA 5310 07	15	32	JA 5510 09	18	14
JA 5310 12	9	12	JA 5514 06	2	32
JA 5310 15	6	12	JA 5514 20	12	32
JA 5410 05	5	22	JA 5612 09	19	18
JA 5410 05	7	30	JA 5814 06	10	4
JA 5410 10	5	20	JA 5910 40	2	40
JA 5410 11	3	20	JA 6210 02	5	26
JA 5410 12	8	20	JA 6210 06	2	26
JA 5410 14	7	20	JA 6212 06	13	26
JA 5410 16	3	24	JA 6214 02	1	42
JA 5410 21	15	22	JA 6214 06	2	42

Parts Index

PIEMONTE 125ST/100T

Part Number	Figure No.	Page No.	Part Number	Figure No.	Page No.
JA 6214 10	3	42	JB 5514 11	7	32
JA 6214 14	6	42	JB 5514 12	8	32
JB 1220 09	1	54	JB 5710 05	1	24
JB 1220 10	4	54	JB 5710 06	5	24
JB 1220 11	3	54	JB 5812 02	17	36
JB 1220 16	6	54	JB 5812 04	18	36
JB 1310 17	10	66	JB 5812 29	7	36
JB 1310 17	4	68	JB 5812 30	8	36
JB 1310 18	11	66	JB 5812 32	10	36
JB 1310 18	13	68	JB 5812 37	12	36
59 1500 03	12	66	JB 5812 47	15	36
59 1500 03	14	68	JB 5812 48	16	36
59 1500 03	23	76	JB 5812 55	14	36
JB 1310 19	12	66	JB 5812 56	9	36
JB 1310 22	13	68	JB 5812 58	13	36
JB 1312 24	19	74	JB 5812 60	11	36
JB 1312 24	19	76	JC 1410 15	4	92
JB 1312 25	21	76	JC 1410 16	5	92
JB 1812 39	3	98	JD 1110 52	9	88
JB 2312 08	15	60	JD 1110 52	3	90
JB 4014 00	5	80	JD 1130 19	2	58
JB 4022 02	7	10	JD 1312 10	24	74
JB 5110 18	2	4	JD 1312 12	26	74
JB 5110 19	7	4	JD 1410 03	1	74
JB 5310 21	10	12	JD 1410 03	1	76
JB 5514 08	4	32	JD 1610 02	6	78

Parts Index

PIEMONTE 125ST/100T

Part Number	Figure No.	Page No.	Part Number	Figure No.	Page No.
JD 1610 06	7	78	JE 5112 00	1	6
JD 3512 06	14	44	JE 5112 01	2	6
JD 4010 07	11	104	JE 5112 04	5	6
JD 4018 03	13	106	JE 5112 06	1	8
JD 5110 04	2	4	JE 5112 23	8	8
JD 5110 08	7	4	JE 5112 24	5	8
JD 5110 10	3	2	JE 5210 16	12	8
JD 5112 09	6	6	JE 5310 01	2	12
JD 5210 02	3	10	JE 5310 08	1	12
JD 5310 04	5	12	JE 5410 08	9	26
JD 5410 00	7	22	JE 5412 30	5	30
JD 5514 00	11	32	JE 5412 31	6	28
JD 5610 02	5	16	JE 5412 33	1	30
JD 5610 04	3	16	JE 5512 09	5	14
JD 5610 06	2	16	JE 551210	13	14
JD 5610 11	6	16	JE 5514 09	13	32
JD 5612 03	17	18	JE 5610 03	1	16
JD 5612 04	18	18	JE 5610 05	5	16
JD 5614 16	7	18	JE 5812 13	10	34
JE 2330 00	9	46	JE 5812 18	16	34
JE 3510 02	1	44	JE 5812 23	14	34
JE 3510 04	1	44	JE 5812 31	1	34
JE 3510 05	2	44	JE 5910 02	3	40
JE 3512 06	3	44	JE 6210 01	1	26
JE 5010 06	1	20	JG 1312 19	6	74
JE 5110 50	4	8	JG 1812 38	7	92

Parts Index

PIEMONTE 125ST/100T

Part Number	Figure No.	Page No.	Part Number	Figure No.	Page No.
JG 5710 24	13	22	JW 1318 07	6	72
JG 6012 10	8	38	JW 1510 23	9	82
JK 1210 07	7	82	JW 1610 17	6	90
JK 1210 09	8	82	JW 1812 41	13	66
JK 4022 05	16	106	JW 3514 00	4	10
JL 1130 28	7	56	JW 5410 00	3	28
JL 1130 28	9	58	JW 5410 05	2	28
JL 1318 07	4	72	JW 5612 06	15	18
JL 1710 60	15	88	JW 5612 08	16	18
JL 1718 03	14	88	JW 5910 30	7	40
JL 1812 19	10	90	JZ 1110 38	1	50
JL 1812 25	14	52	JZ 1110 72	14	78
JL 4012 19	15	62	JZ 1111 64	10	50
JL 4016 00	1	106	JZ 1111 71	9	50
JL 5614 09	11	18	JZ 1112 27	11	50
JL 5614 10	10	18	JZ 1112 30	8	46
JM 1910 14	13	78	JZ 1130 20	20	56
JN 1310 03	8	66	JZ 1130 21	9	56
JN 1312 03	7	74	JZ 1130 23	10	58
JN 1812 11	14	66	JZ 1130 26	12	58
JN 3516 04	4	106	JZ 1130 27	10	56
JP 3510 07	2	44	JZ 1130 28	1	56
JU 2328 00	3	104	JZ 1130 31	1	58
JV 4022 05	15	106	JZ 1130 32	11	58
JW 1318 01	1	72	JZ 1130 35	11	56
JW 1318 05	12	70	JZ 1130 35	15	58

Parts Index

PIEMONTE 125ST/100T

Part Number	Figure No.	Page No.	Part Number	Figure No.	Page No.
JZ 1130 36	2	56	JZ 1220 01	3	52
JZ 1130 37	7	58	JZ 1220 03	1	52
JZ 1130 38	7	58	JZ 1220 05	11	52
JZ 1130 39	3	56	JZ 1220 08	15	52
JZ 1130 42	13	58	JZ 1220 10	4	52
JZ 1132 03	2	62	JZ 1220 11	8	52
JZ 1132 04	7	62	JZ 1220 12	16	52
JZ 1132 06	3	62	JZ 1220 49	10	46
JZ 1132 07	4	62	JZ 1310 26	1	64
JZ 1132 09	5	62	JZ 1310 28	1	64
JZ 1132 10	8	62	JZ 1312 17	21	74
JZ 1132 11	8	62	JZ 1312 24	4	64
JZ 1132 12	5	62	JZ 1316 01	9	66
JZ 1132 13	7	62	JZ 1318 03	18	74
JZ 1132 14	4	62	JZ 1318 10	8	78
JZ 1134 10	5	48	JZ 1318 13	9	74
JZ 1134 11	9	48	JZ 1318 18	6	66
JZ 1134 26	1	48	JZ 1318 75	9	78
JZ 1138 05	2	50	JZ 1318 80	24	82
JZ 1138 06	10	52	JZ 1510 45	15	80
JZ 1138 13	13	62	JZ 1510 47	16	82
JZ 1210 15	19	82	JZ 1510 47	11	100
JZ 1210 27	1	82	JZ 1510 64	9	80
JZ 1210 30	2	82	JZ 1510 65	19	80
JZ 1210 31	3	82	JZ 1510 69	10	80
JZ 1210 40	10	82	JZ 1510 70	2	80

Parts Index

PIEMONTE 125ST/100T

Part Number	Figure No.	Page No.	Part Number	Figure No.	Page No.
JZ 1510 78	15	80	JZ 1810 15	10	100
JZ 1510 79	16	80	JZ 1812 14	1	96
JZ 1510 80	25	82	JZ 1812 37	8	100
JZ 1510 83	6	50	JZ 1812 58	19	90
JZ 1510 84	3	50	JZ 1812 59	20	90
JZ 1510 91	25	82	JZ 1812 60	6	102
JZ 1610 09	1	78	JZ 1812 61	7	102
JZ 1610 11	4	78	JZ 1812 69	14	90
JZ 1610 19	2	78	JZ 1812 70	13	90
JZ 1610 23	6	80	JZ 1812 71	16	90
JZ 1610 24	12	56	JZ 1812 99	5	104
JZ 1612 07	2	94	JZ 1813 42	10	102
JZ 1612 08	3	94	JZ 1814 15	1	60
JZ 1612 10	1	94	JZ 1814 16	5	60
JZ 1612 17	7	46	JZ 1814 19	9	60
JZ 1710 04	1	88	JZ 1814 20	3	96
JZ 1710 17	8	88	JZ 1814 21	4	96
JZ 1718 07	10	88	JZ 1814 25	23	104
JZ 1718 17	16	88	JZ 1814 38	9	60
JZ 1718 18	19	88	JZ 1814 44	17	104
JZ 1718 29	11	88	JZ 1910 00	1	46
JZ 1810 04	22	100	JZ 1910 10	5	46
JZ 1810 07	4	80	JZ 1910 11	6	46
JZ 1810 09	5	96	JZ 2312 11	1	110
JZ 1810 12	13	80	JZ 2312 12	6	110
JZ 1810 13	12	80	JZ 2314 03	10	110

Parts Index

PIBORA 125ST/100T

Part Number	Figure No.	Page No.	Part Number	Figure No.	Page No.
JZ 2314 10	13	110	JZ 4018 03	9	106
JZ 2314 11	12	110	JZ 4018 04	11	106
JZ 2316 00	22	80	JZ 4018 09	8	106
JZ 2316 01	23	80	JZ 4018 14	13	106
JZ 2326 00	27	80	JZ 4020 00	4	44
JZ 2328 05	19	104	JZ 4022 14	14	106
JZ 2331 45	10	86	JZ 4022 17	16	106
JZ 2331 53	10	86	JZ 4022 29	14	106
JZ 2331 61	10	86	JZ 4024 10	6	92
JZ 2331 69	10	86	JZ 4026 00	7	88
JZ 2331 77	8	86	JZ 4036 01	11	62
JZ 2331 78	7	86	JZ 5110 21	1	2
JZ 3512 11	8	44	JZ 5412 14	7	28
JZ 3512 13	9	44	JZ 5412 26	9	30
JZ 4010 13	7	106	JZ 5510 04	20	14
JZ 4010 29	13	100	JZ 5510 08	9	14
JZ 4010 36	1	102	JZ 5510 10	1	14
JZ 4010 37	4	102	JZ 5512 00	7	14
JZ 4010 38	8	102	JZ 5512 02	2	14
JZ 4010 39	9	102	JZ 5512 04	16	14
JZ 4010 42	12	104	JZ 5512 05	15	14
JZ 4010 43	4	100	JZ 5512 06	10	14
JZ 4010 46	21	104	JZ 5512 10	11	14
JZ 4014 00	26	80	JZ 5512 11	12	14
JZ 4014 02	10	62	JZ 5512 13	6	14
JZ 4014 08	1	80	JZ 551208	14	14

Parts Index

PIBORA 125ST/100T

Part Number	Figure No.	Page No.	Part Number	Figure No.	Page No.
JZ 5514 13	1	32	JZ 7305 3C	4	84
JZ 5514 15	9	32	JZ 7305 3F	4	84
JZ 5610 02	4	16	JZ 7305 5R	4	84
JZ 5612 01	3	18	JZ 7306 3F	3	84
JZ 5614 02	9	18	JZ 7306 5J	3	84
JZ 5614 04	5	18	JZ 7306 5R	3	84
JZ 5614 05	8	18	JZ 7403 3B	2	84
JZ 5614 07	4	18	JZ 7403 3C	2	84
JZ 5710 00	1	24	JZ 7403 3F	2	84
JZ 5710 01	5	24	JZ 7403 5R	2	84
JZ 5810 20	1	38	KA CA08 20	11	110
JZ 5810 25	5	38	KA Cb10 40	9	110
JZ 5810 26	4	38	KA DA05 10	8	40
JZ 5810 32	3	38	KA DA06 18	2	38
JZ 5812 29	11	4	KA DC08 55	7	110
JZ 5814 05	9	4	KA Dd05 14	12	62
JZ 5910 95	4	40	KB UA05 45	13	104
JZ 6210 00	7	26	KP BB62 01	4	76
JZ 6212 00	10	26	39 2688 20	3	76
JZ 7103 3B	1	84	39 2240 20	8	76
JZ 7103 3C	1	84	LA C000 02	7	66
JZ 7103 3F	1	84	LA C000 05	10	58
JZ 7103 5R	1	84	LA C000 13	4	104
JZ 7205 1R	5	84	LA C000 19	2	52
JZ 7206 1R	6	86	LA C000 31	11	80
JZ 7305 3B	4	84	LA D000 11	13	4

Parts Index

PIBORA 125ST/100T

Part Number	Figure No.	Page No.	Part Number	Figure No.	Page No.
LA D000 11	5	42	PA 1134 00	9	48
LA D000 37	13	70	PA 1210 12	1	82
LA D000 48	10	48	PA 1210 15	2	82
LA D000 82	6	96	PA 1210 16	3	82
LA E000 01	7	96	PA 1210 17	11	82
LA E000 21	6	96	PA 1220 09	5	54
LA E000 22	11	60	PA 1220 13	14	54
LB D000 01	23	68	PA 1220 14	12	54
LB U000 04	15	66	PA 1220 15	13	54
LB U000 05	16	66	PA 1310 21	1	64
LB U000 07	15	90	PA 1312 08	7	76
LC A000 05	3	102	PA 1312 15	4	64
LC B000 05	12	74	PA 1312 16	24	76
LC L000 03	12	76	PA 1312 17	25	76
LD A000 18	12	90	PA 1312 23	11	76
LD B000 01	22	74	PA 1312 41	4	64
LD B000 07	8	92	PA 1312 61	10	76
LD B000 30	22	76	PA 1318 06	26	76
LJ A000 04	14	22	PA 1318 09	18	76
PA 1110 29	1	50	31 1510 22	15	76
PA 1110 30	9	54	30 1510 05	17	76
PA 1130 30	20	56	PA 1318 28	8	78
PA 1130 42	7	58	PA 1318 31	9	76
PA 1130 43	7A	58	PA 1318 32	22	104
PA 1132 04	3	62	Pa 1510 05	16	82
PA 1132 06	2	62	PA 1510 05		100

Parts Index

PIBORA 125ST/100T

Part Number	Figure No.	Page No.	Part Number	Figure No.	Page No.
PA 1610 01	1	78	PA 4014 01	9	80
PA 1612 00	2	94	PA 4014 03	28	80
PA 1612 04	3	94	PA 4014 05	1	80
PA 1612 05	7	46	PA 4018 04	11	106
PA 1810 00	9	60	PA 4018 05	19	106
PA 1812 26	1	92	PA 4022 16	14	106
PA 1812 27	3	100	PA 4022 24	16	106
PA 1812 32	17	90	PA 4022 26	20	106
PA 1812 33	18	90	PA 4024 22	6	92
PA 1812 34	19	90	PA 4024 24	17	92
PA 1812 35	20	90	PA 4024 25	16	92
PA 1814 03	14	60	PA 4024 26	15	92
PA 1814 05	1	60	PA 4024 27	13	92
PA 1814 06	13	60	PA 4024 28	12	92
PA 1822 00	23	100	PA 4024 29	14	92
PA 1822 01	24	100	PA 4024 31	11	92
PA 1910 00	1	46	PA 5010 07	1	20
PA 2312 02	6	110	PA 5110 39	4	2
PA 2330 94	10	86	PA 5112 15	1	8
PA 2331 01	10	86	PA 5112 28	1	6
PA 2331 09	10	86	PA 5112 29	2	6
PA 2331 17	10	86	PA 5112 32	8	6
PA 3510 01	1	44	PA 5112 34	9	6
PA 3510 03	2	44	PA 5212 14	6	10
PA 3512 06	3	44	PA 5310 21	1	12
PA 4010 09	7	104	PA 5410 11	1	20
			PA 5412 09	9	30

Parts Index

VISOR 125ST/100T

Part Number	Figure No.	Page No.
PA 5412 10	11	30
PA 5514 04	1	32
PA 5514 05	9	28
PA 5610 02	1	16
PA 5614 02	9	18
PA 5810 02	1	38
PA 5810 33	12	38
PA 5812 05	11A	4
PA 5812 08	1	36
PA 5814 03	9A	4
PA 7102 3B	1	84
PA 7102 3C	1	84
PA 7102 3F	1	84
PA 7102 5R	1	84
PA 7502 3B	4	84
PA 7502 3C	4	84
PA 7502 3F	4	84
PA 7502 5R	4	84
PF 1210 28	18	82
PF 1312 20	11	74
PF 5110 27	4	2
PF 5410 18	2	20

Parts Index

VISOR 125ST/100T

Part Number	Figure No.	Page No.

Part Number	Figure No.	Page No.